

Audit Report on the Annual Accounts Issued by  
an Independent Auditor

FUNDACIÓN ACCIÓN CONTRA EL HAMBRE  
Annual Accounts and Management Report  
Corresponding to the financial year ending 31  
December 2018

Maria Salgado Bravo  
Traductora  
Intérprete Jurada de Inglés  
Número 5188 MAEC

19-6-19





Building a better  
working world

## AUDIT REPORT ON THE ANNUAL ACCOUNTS ISSUED BY AN INDEPENDENT AUDITOR

To the Trustees of FUNDACIÓN ACCIÓN CONTRA EL HAMBRE:

### Opinion

We have audited the annual accounts of FUNDACIÓN ACCIÓN CONTRA EL HAMBRE (the Foundation), which comprise the balance sheet as of 31 December 2018, the income statement and the explanatory notes for the financial year ending on said date.

In our opinion, the attached annual accounts express in all significant aspects a true image of the assets and financial situation of the Foundation at 31 December 2017, along with its results corresponding to the financial year ended on said date, in accordance with the applicable regulatory financial reporting framework (identified in Note 2), and in particular the accounting criteria and principles set out therein.

### Grounds for our opinion

We have conducted our audit in accordance with the regulations governing account auditing in force in Spain. Our responsibilities in connection with these standards are described below in the section *Auditor's Responsibilities in connection with our report's auditing of the annual accounts*.

We are independent of the Foundation in accordance with ethical requirements, including those relating to independence, which are applicable to our account auditing in Spain as required under the regulations governing account auditing. In this regard, we have not provided services other than services for account auditing, nor have situations or circumstances occurred, in accordance with the provisions of the aforementioned regulations, that have affected the necessary independence in such a way that it has been compromised.

We believe that the audit evidence we have obtained provides a sufficient basis for our opinion.

Marta Salgado Bravo  
Traductora  
Intérprete jurada de inglés  
Número 5188-MAEC  
19-6-19



### Most relevant aspects of the audit

The most relevant aspects of the audit are those which, in our professional opinion, have been considered to be the most significant material risks of misstatement in our audit of the annual accounts for the current period. These risks have been handled in the context of our audit of the annual accounts as a whole, and in forming our opinion on them, and we do not express a separate opinion on these risks.

### Grants, donations and bequests

#### Description

As is detailed in Note 1 hereto attached, the Foundation is a non-profit organisation, with the main purpose of carrying out all kinds of activities that contribute to fighting hunger in the world, and especially the organisation of emergency humanitarian missions in areas affected by problems regarding nutrition, healthcare and hygiene, as well as the training of specialised personnel in the areas of nutrition, healthcare and hygiene for sending them to the humanitarian missions. To carry out its founding purpose, the Foundation receives income from sponsors and income from managing funds under European Social Fund grants, among others.

As is stated in Notes 2.3 and 4.11 hereto attached, grants received for funding specific multiannual implementation expenses, and on the assumption of partial implementation thereof, are classified as non-refundable in proportion to the expense implemented, provided that there are no reasonable doubts that it will be concluded under the terms set out in the conditions of the grant, being charged to the income statement for the financial year in which the expenses that are being funded are accrued. Based on this criterion, refundable amounts, that is, amounts pending allocation to the income statement at a certain date, are recognised under "Creditor Beneficiaries" on balance sheet liabilities.

During the 2018 financial year, the Foundation recognised under "Income from the non-profit activity - Grants, donations and bequests charged to the surplus for the financial year" 92,696 thousand euros, corresponding to grants, donations and bequests received during the financial year, mainly from European public agencies, relating to the founding purpose. Additionally, under "Creditor Beneficiaries" on the balance sheet as of 31 December 2018, the Foundation recognised 23,492 thousand euros in the long term and 84,499 thousand euros in the short term, corresponding to the amounts of the refundable grants, pending allocation to the income statement at said date, arising from activities relating to said grants.

A critical aspect for recognising the Grants, donations and bequests allocated to the surplus for the financial year has been the assessment that there are no reasonable doubts as to the non-refundability of said amounts, the accrual of said income and the application thereof to the implementation in compliance with the terms set out in the conditions of the grant. This, together with the significance of the amounts involved, has meant we consider this area to be a relevant aspect in our audit.

Marta Salgado Bravo  
Traductora  
Número 5188 MAEC

19-6-19



### **Our responsibility**

In connection with this area, our audit procedures have included the follow, among others:

- Understanding the process for the grants, donations and bequests received, and identifying the procedures implemented by the Foundation with respect to said process.
- Understanding the typology of expenses generated by the Foundation associated with the grants, donations and bequests, differentiating the expenses by their nature to do so.
- Verifying the supporting documentation, including agreements signed with contributors, focusing on following accounting standards.
- Verifying, through a detailed test on a sample of the income and expenses incurred, that the same have been applied to their purpose as established under the aforementioned agreements and in the different projects carried out by the Foundation during the financial year.
- We have also verified that the breakdowns included in the explanatory notes hereto attached are as required under applicable accounting regulations.

### **Other information: Management report**

The other information exclusively comprises the management report for the 2018 financial year, which is drawn up by the Foundation's Annual Accounts Preparation Committee and which is not an integral part of the annual accounts.

Our audit opinion on the annual accounts does not cover the management report. Our responsibility as to the management report, in accordance with the provisions of the regulations governing account auditing, consists of assessing and reporting on the management report's consistency with the annual accounts, based on the knowledge of the entity obtained in conducting the audit of the aforementioned accounts and without including information other than that obtained as evidence during the same. Likewise, our responsibility consists of assessing and reporting as to whether the content and presentation of the management report comply with applicable standards. If, based on the work we have done, we conclude that there are material misstatements, we are obliged to report this.

Based on our work, in accordance with the previous paragraph, the information contained in the management report is consistent with the annual accounts for the 2018 financial year and its content and presentation comply with applicable standards.

Marta Salgado Bravo  
Traductora  
Intérprete jurada de Inglés  
Número 5188 MAEC  
19-6-19





## Responsibility of the Annual Accounts Preparation Committee

The Annual Accounts Preparation Committee is responsible for drawing up the attached annual accounts, to express a true image of the equity, financial situation and results of the Foundation, pursuant to the regulatory financial reporting framework applicable to the entity in Spain, as identified in note 2 hereto attached, and the internal control structure deemed necessary in order to allow the annual accounts to be drawn up without any material misstatements caused by fraud or error.

In drawing up the annual accounts, the Annual Accounts Preparation Committee is responsible for evaluating the Foundation's ability to continue as a going concern, revealing, where applicable, questions related to the going concern and using the going concern accounting principle, except if the Annual Accounts Preparation Committee intend to liquidate the Foundation or cease operations, or if there is no realistic alternative.

## The auditor's responsibilities with regard to auditing the annual accounts

Our objectives are to obtain reasonable assurance that the annual accounts as a whole are free of material misstatement caused by fraud or error, and to issue an audit report containing our opinion.

Reasonable assurance is a high degree of assurance but does not guarantee that an audit conducted in accordance with the regulations governing account auditing in force in Spain will always detect any material misstatements. Misstatements can be due to fraud or error and are considered material if, individually or jointly, it can be reasonably predicted that they will influence the economic decisions made by users based on the annual accounts.

As part of an audit in accordance with the regulations governing account auditing in force in Spain, we apply our professional judgement and maintain an attitude of professional scepticism throughout the audit. In addition:

- We identify and assess the risks of material misstatements in the annual accounts caused by fraud or error, we design and apply audit procedures to respond to these risks and we obtain sufficient and appropriate audit evidence so as to provide a basis for our opinion. The risk of not detecting material misstatements caused by fraud is higher than in the case of material misstatements caused by error, since fraud may involve collusion, falsification, deliberate omissions, intentional misstatements or circumvention of internal controls.
- We obtain knowledge of the internal controls relevant to the audit in order to design appropriate audit procedures in accordance with the circumstances, but not in order to express an opinion on the effectiveness of the entity's internal controls.
- We assess whether the accounting policies applied are appropriate and the reasonableness of the accounting estimates and the corresponding information disclosed by the Annual Accounts Preparation Committee.

Marta Salgado Bravo  
Traductora  
Intérprete jurada de anglès  
Número 5188 MAEC  
19-6-19





Building a better working world

- We come to a conclusion as to the appropriateness of the use, by the Annual Accounts Preparation Committee, of the going concern accounting principle and, based on the audit evidence obtained, we come to a conclusion as to whether there are any material uncertainties relating to events or conditions that could generate significant doubts concerning the Foundation's ability to continue as a going concern. If we conclude that there are any material uncertainties, we must call attention to the corresponding information disclosed in the annual accounts in our audit report or, if said disclosure is not appropriate, we express a modified opinion. Our conclusions are based on the audit evidence obtained to the date of our audit report. However, future events or conditions could cause the Foundation to cease to be a going concern.
- We assess the overall presentation, structure and content of the annual accounts, including the information disclosed, and if the annual accounts represent underlying facts and transactions so that they express a true image.

We communicate with the entity's Annual Accounts Preparation Committee concerning, among other matters, the planned scope and timing of the audit and its significant findings, as well as any significant deficiencies in internal controls that we identify during the course of the audit.

From the significant risks that have been reported to the entity's Annual Accounts Preparation Committee, we determine the risks that have been of greatest significance in the audit of the annual accounts for the current period and that are, accordingly, the risks considered to be the most significant.

We describe these risks in our audit report, unless legal or regulatory provisions prohibit the public disclosure thereof.

ERNST & YOUNG, S.L.

Year 2019 No  
01/19/01816

.....  
Audit report subject  
to Spanish or international account  
auditing regulations  
.....

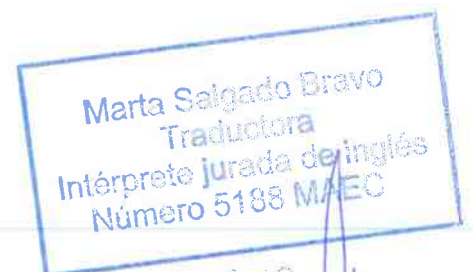
ERNST & YOUNG, S.L.

(Registered in the Official Register of Account Auditors under No. 50530)

  
María Florencia Krauss Padoani

(Registered in the Official Register of Account Auditors under No. 22706)

31 May 2019





**FUNDACIÓN ACCIÓN CONTRA EL HAMBRE**

**Annual Accounts and Management Report  
for the financial year ended on  
31 December 2018**

Marta Saigado Bravo  
Traductora  
Intérprete jurada de Inglés  
Número 5188 MAEC

19-6-19





## INDEX

### ANNUAL ACCOUNTS

- Balance Sheet as at 31 December 2018
- Income statement for the financial year ended on 31 December 2018
- Report for the financial year ended on 31 December 2018

### INVENTORY OF INTANGIBLE AND TANGIBLE ASSETS

### MANAGEMENT REPORT FOR FINANCIAL YEAR 2018

### PREPARATION OF THE ANNUAL ACCOUNTS

Marta Salgado Bravo  
Traductora  
Intérprete jurada de inglés  
Número 5188 MAEC

19-6-19





**FUNDACIÓN ACCIÓN CONTRA EL HAMBRE**  
**Balance sheet as at 31 December**  
(Expressed in euros)

<b>ASSETS</b>	<b>Notes</b>	<b>2018</b>	<b>2017</b>
<b>NON-CURRENT ASSETS</b>			
<b>Intangible assets</b>	<b>5</b>	<b>4,008</b>	<b>4,008</b>
Patents, licences, trademarks and similar items		2,834	2,834
Computer applications		1,174	1,174
<b>Tangible assets</b>	<b>6</b>	<b>1,001,888</b>	<b>760,433</b>
Technical facilities and other property, plant and equipment		1,001,888	760,433
<b>Investment properties</b>	<b>7</b>	<b>23,362,882</b>	<b>16,791,035</b>
Land		16,886,456	11,508,802
Buildings		6,476,426	5,282,233
<b>Long-term financial investments</b>	<b>8</b>	<b>407,971</b>	<b>413,842</b>
Equity instruments		122,053	81,910
Securities representing debt		49,258	86,717
Other financial assets		236,660	245,215
<b>Users and other long-term non-profit activity debtors</b>	<b>8.2</b>	<b>20,503,594</b>	<b>13,915,706</b>
<b>CURRENT ASSETS</b>			
<b>Stocks</b>	<b>9</b>	<b>267,372</b>	<b>188,056</b>
<b>Non-profit activity debtors and other receivables</b>		<b>99,904,119</b>	<b>53,101,744</b>
Users and other short-term non-profit activity receivables	<b>8.2</b>	79,332,376	48,630,442
Non-profit activity receivables, group and associate companies	<b>8</b>	1,901,749	1,525,501
Receivables from head office	<b>8</b>	1,072,327	208,096
Receivables from the missions	<b>8</b>	17,542,286	2,736,139
Staff	<b>8</b>	54,456	-
Other credits with Public Administrations	<b>15</b>	925	1,566
<b>Short-term accruals</b>	<b>11</b>	<b>1,109,724</b>	<b>1,848,377</b>
<b>Cash and other equivalent cash assets</b>	<b>10</b>	<b>31,266,225</b>	<b>21,422,096</b>
Cash		31,266,225	21,422,096
<b>TOTAL ASSETS</b>		<b>177,827,782</b>	<b>108,445,297</b>

Marta Salgado Bravo  
Traductora  
Intérprete jurada de inglés  
Número 5188 MAEC

19-6-19



**FUNDACIÓN ACCIÓN CONTRA EL HAMBRE**  
**Balance sheet as at 31 December**  
(Expressed in euros)

<b>EQUITY AND LIABILITIES</b>	<b>Notes</b>	<b>2018</b>	<b>2017</b>
<b>EQUITY</b>		<b>28,801,588</b>	<b>28,656,484</b>
<b>NET WORTH</b>	<b>12</b>	<b>28,745,645</b>	<b>28,600,542</b>
Founding endowment		22,630,396	22,630,396
Voluntary reserves		5,970,146	5,015,207
Surplus for the year	<b>3</b>	145,103	954,939
<b>ADJUSTMENTS FOR CHANGES IN VALUE</b>		<b>55,942</b>	<b>55,942</b>
<b>NON-CURRENT LIABILITIES</b>		<b>28,472,878</b>	<b>19,618,941</b>
<b>LONG-TERM PROVISIONS</b>	<b>13</b>	<b>4,453,767</b>	<b>4,795,048</b>
<b>Long-term debts</b>	<b>14.1</b>	<b>163,600</b>	<b>157,172</b>
Debts with credit institutions		4,810	4,810
Other financial liabilities		158,790	152,362
<b>Deferred tax liabilities</b>	<b>15</b>	<b>363,765</b>	<b>374,708</b>
<b>Long-term creditor beneficiaries</b>	<b>14.2</b>	<b>23,491,747</b>	<b>14,292,013</b>
<b>CURRENT LIABILITIES</b>		<b>120,553,317</b>	<b>60,169,872</b>
<b>Short-term debts</b>	<b>14.3</b>	<b>5,000,000</b>	<b>13,329</b>
Debts with credit institutions		5,000,000	13,329
<b>Creditor beneficiaries</b>	<b>14.2</b>	<b>84,498,570</b>	<b>50,341,304</b>
<b>Trade and other payables</b>		<b>31,054,747</b>	<b>9,815,239</b>
Payables to group and associate companies	<b>14.4</b>	9,843,910	4,553,319
Payables to head office	<b>14.4</b>	980,849	902,053
Payables to the missions	<b>14.4</b>	19,076,044	3,546,623
Staff	<b>14.4</b>	281,182	94,158
Current tax liabilities	<b>15</b>	3,144	3,407
Other debts with Public Administrations	<b>15</b>	869,618	715,679
<b>TOTAL EQUITY AND LIABILITIES</b>		<b>177,827,782</b>	<b>108,445,297</b>

Marta Salgado Bravo  
Traductora  
Intérprete jurada de inglés  
Número 5188 MAEC

19-6-19



**FUNDACIÓN ACCIÓN CONTRA EL HAMBRE**  
**Income statement for the financial year ended on 31 December**  
(Expressed in euros)

	Notes	2018	2017
<b>Income from the non-profit activity</b>	<b>16.1</b>	<b>108,066,748</b>	<b>102,894,257</b>
Fees received from users and members		11,193,737	10,322,071
Income from promotions, sponsors and collaborators		4,074,514	3,424,847
Grants, donations & bequests assigned to non-profit activities		92,695,965	89,147,339
Services provided		102,532	-
<b>Monetary and other aids</b>	<b>16.2</b>	<b>(19,548,483)</b>	<b>(15,597,523)</b>
Monetary aids		(19,548,483)	(15,597,523)
<b>Supplies</b>	<b>16.3</b>	<b>(28,360,477)</b>	<b>(30,477,541)</b>
Cost of raw materials and other consumables used		(21,460,292)	(22,573,420)
Work performed by other companies		(6,900,185)	(7,904,121)
<b>Other income from the activity</b>	<b>16.4</b>	<b>1,963,107</b>	<b>1,853,238</b>
<b>Staff costs</b>	<b>16.5</b>	<b>(33,308,841)</b>	<b>(29,779,838)</b>
Wages, salaries and similar items		(29,731,785)	(26,939,215)
Welfare charges		(3,577,056)	(2,840,623)
<b>Other expenses of the activity</b>		<b>(27,084,681)</b>	<b>(26,717,686)</b>
External services	<b>16.6</b>	(26,401,120)	(25,476,144)
Taxes		(366,432)	(342,415)
Other current management expenses		(317,129)	(899,127)
<b>Amortization of fixed assets</b>	<b>16.7</b>	<b>(737,991)</b>	<b>(614,097)</b>
<b>Provision variations</b>	<b>13</b>	<b>341,281</b>	<b>(110,154)</b>
<b>Impairment and profit/loss on disposals of fixed assets</b>	<b>16.9</b>	<b>84,858</b>	<b>16,953</b>
Impairment and other losses		-	(163)
Profits/losses on disposals and others		85,522	17,116
<b>SURPLUS RESULTING FROM THE ACTIVITY</b>		<b>1,416,125</b>	<b>1,467,609</b>
<b>Financial income</b>		<b>8,171</b>	<b>7,105</b>
From third parties		8,171	7,105
<b>Financial charges</b>		<b>(29,402)</b>	<b>(8,794)</b>
On debts with third parties		(29,402)	(8,794)
<b>Exchange rate differences</b>	<b>16.8</b>	<b>(1,249,790)</b>	<b>(510,981)</b>
<b>SURPLUS FROM FINANCIAL OPERATIONS</b>		<b>(1,271,022)</b>	<b>(512,670)</b>
<b>SURPLUS BEFORE TAX</b>		<b>145,103</b>	<b>954,939</b>
<b>Tax on profits</b>	<b>15.1</b>	<b>-</b>	<b>-</b>
<b>Change in equity recognised in the surplus for the year</b>	<b>12</b>	<b>145,103</b>	<b>954,939</b>
<b>TOTAL RESULTS, CHANGE IN EQUITY DURING THE YEAR</b>		<b>145,103</b>	<b>954,939</b>

Marta Salgado Bravo  
Traductora  
Intérprete jurada de inglés  
Número 5188 MAEC  
19-6-19



## FUNDACIÓN ACCIÓN CONTRA EL HAMBRE

Report for the financial year ended on 31 December 2018

### 1. ACTIVITY OF THE FOUNDATION

#### 1.1 Incorporation and registered address

Fundación Acción Contra el Hambre, hereinafter “the Foundation”, was established as a private, non-profit, nationwide foundation on 28 February 1995, for an unlimited period of time. Its address and head offices are situated at calle Duque de Sevilla nº3, in Madrid The Foundation is registered in the Foundations Supervisory Department which is attached to the Spanish Ministry of Health, Social Services and Equality.

According to article 5 of its articles of association, its foundational purpose is the performance of all kinds of activities that contribute towards combating hunger all over the world, and in particular the organization of emergency humanitarian missions to areas affected by nutrition, health and hygiene problems, as well as the training of staff specializing in nutrition, health and hygiene in order to send them to these humanitarian missions.

Another of its main aims and activities is the provision of support, advice and technical assistance for foundations and organisations whose primary activity consists of social action, as well as attending to social problems experienced by individuals.

The Foundation, which is legally independent, is related to four other ACF International network charity institutions with identical aims, activity and operating structure; the main one, which is the oldest, is the French association AcF, and the other three are Action Against Hunger UK, Action Against Hunger US and Action Against Hunger Canada. The link between these institutions is given due legal form through cooperation agreements signed between the parties.

Part of the Foundation’s activity is carried out as a contractor or subcontractor of projects for other related foundations. Each of the institutions, which are legally independent, secures its funds and justifies its expenses to its respective funding agencies. This is why the book-keeping documentation supporting these activities is kept at the respective head office of each contract-holding institution. Also, and in order to carry out its foundational purpose, among other resources the Foundation relies on income from the rental of the properties it holds (see Note 7), income from fees received from users, income from sponsors and income from management of the funds that are the object of grants from the European Social Fund.

The Foundation’s Governing body is the Board of Trustees. The following Foundation bodies, whose effective creation and operation shall be carried out in accordance with the provisions of the Articles of Association, may also exist:

- a) An Executive Committee.
- b) Any other body that the Board of Trustees may see fit to create and agree to do so.

In each case, the Foundation’s bodies shall be assisted by the Advisory Boards, should the Board of Trustees decide to create these latter.

Maria Salgado Bravo  
Traductora  
Intérprete jurada de inglés  
Número 5188 MAEC  
19-6-19





The governance, administration and use made of the Foundation's Assets are entrusted to the Board of Trustees, which is appointed and acts subject to the rules contained in the Articles of Association. Fulfilment of the foundational purpose is binding on the Board of Trustees and, to this end, it possesses the use of all the powers that are necessary in law for compliance with this purpose and interprets the Articles of Association without any restriction whatsoever, in accordance with the current legislation regarding foundations. The Board of Trustees performs its duties free from any interference or hindrance, and its resolutions are binding on the Foundation.

The Board of Trustees is made up of a maximum of 15 and a minimum of 3 trustees, who elect a Chairman for a term of 5 years, and that person may be re-elected indefinitely. The Board of Trustees also elects Deputy Chairmen from among its members, who perform the duties of the Chairman if the latter is absent or unable to act as such, and a Secretary, who does not necessarily have to hold the status of Trustee. At the present time, the Secretary of the Foundation is simultaneously one of its trustees.

As at the date of preparing these annual accounts for the 2018 financial year its Board of Trustees is formed by the members listed below:

- Chairman	Mr. José Luis Leal Maldonado
- Deputy Chairman:	Mr. Emilio Aragón Álvarez Mr. Luis Escauriza Ibáñez
- Member and Secretary:	Mr. Francisco Javier Ruiz Paredes
- Members:	Ms Carmen Posadas Mañe Mr. Crisanto Plaza Bayón Mr. Salvador Bangueses Bangueses Ms María Jaraiz Saliquet Mr. Carlos Mira Martín Ms Carmen Fernández Chamizo

In accordance with the Articles of Association, the preparation of the annual accounts is the responsibility of the Annual Accounts Preparation Committee, whose members are the General Manager, the Financial Officer and the Director of Operations of the Foundation.

According to article 31 of the Articles of Association of the Foundation, this latter will cease to exist for the reasons and in accordance with the procedures established by current legislation. The assets and rights resulting from liquidation shall be allocated to private non-profit foundations or institutions that pursue general interest aims and whose assets are allocated, even for the case of dissolution, to the accomplishment of such aims, in accordance with the provisions of article 3.6 of Law 49/2002, of 23 December, on the tax system of non-profit institutions and on tax incentives for patronage, and article 33.3 of Law 50/02 on Foundations.

## 2. BASES FOR PRESENTATION OF THE ANNUAL ACCOUNTS

The annual accounts have been prepared in accordance with the General Accounting Plan for Non-Profit Organisations approved through Resolution dated 26 March 2014 published by the Institute of Accounting and Accounts Auditing (ICAC), as well as with the remaining mercantile legislation in force and applicable to non-profit Organisations.

The period of the Foundation's financial year runs from 1 January to 31 December. The figures included in the annual accounts are expressed in euros, except where indicated otherwise.

These annual accounts, which have been prepared by the Foundation's Annual Accounts Preparation Committee shall be put before the Board of Trustees of the Foundation for approval, and it is considered that they will be approved without any modification whatsoever.

Marta Saigado Bravo  
Traductora  
Intérprete jurada de inglés  
Número 5188 MAEC

19-6-19



## 2.1 True and fair view

The annual accounts have been prepared on the basis of the auxiliary book-keeping records of the Foundation, the legal regulations in force on accounting matters having been applied in order to show the true and fair view of the assets, financial position and the results of the Foundation. The cash flow statement has been prepared with a view to reporting truthfully on the origin and use of the monetary assets representing cash and other equivalent cash assets of the Foundation.

## 2.2 Comparison of information

In accordance with commercial law, in addition to the figures for 2018 those for the previous year are presented, for comparative purposes, with each of the items in the balance sheet and the income statement. The report also includes quantitative information from the previous year, except when an accounting rule specifically establishes that this is not necessary.

## 2.3 Critical aspects of valuation and estimate of uncertainty

In the preparation of the annual accounts, the Foundation's Annual Accounts Preparation Committee has made estimates that are based on historical experience and on other factors that are considered reasonable in accordance with present circumstances and that form the basis for establishing the book value of the assets and liabilities whose value cannot be determined easily by means of other sources. The Foundation's Management reviews its estimates continuously; however, given the uncertainty attached to them, there is a risk that adjustments may arise in the future regarding the values of the affected assets and liabilities, if a change should occur in the hypotheses, facts and circumstances on which they are based.

The key hypotheses regarding the future, and also other relevant information on the estimate of uncertainty on the financial year closing date, that have a risk associated with them that means significant changes in the value of the assets or liabilities in the next financial year are as follows:

### Impairment of the value of non-current assets

The valuation of non-current assets, other than financial assets, requires estimates to be made with a view to determining their recoverable value, for the purpose of assessing any possible impairment. In order to determine this recoverable value, at year-end the Foundation estimates the future cash flows expected from the assets by using an appropriate discount rate for calculating the current value of those cash flows, as well as obtaining valuations of such assets, made by independent experts, as stated in Note 4.4

### Criterion for determining non-refundability of grants

As stated in Note 4.11 to this Report, the Foundation considers non-refundable the value of the grants received for financing specific expenses in proportion to the expense incurred as at a certain date and provided there are no reasonable doubts that all the terms and conditions fixed in the conditions for granting them will be fulfilled. In this respect, the Foundation carries out a periodic, individualized analysis of the degree of compliance and expectations for the appropriate completion of the action plan associated with the above-mentioned grants.

### Provisions

As stated in Note 4.12 of this Report, the Foundation estimates the value of the provisions recorded for possible risk of refund of grants according to the historical experience of the potential risk of amounts to be refunded as a result of claims from donors.

Marta Salgado Bravo  
Traductora  
Intérprete jurada de inglés  
Número 5188 MAEC  
19-6-19 6



### 3. APPLICATION OF THE SURPLUS

The surplus for 2018 was 145 thousand euros. The proposal for the funds is as follows:

- It is proposed that the year's net margin from ordinary operations of 59,581 euros should be added to voluntary reserves, pending appropriate approval, if applicable, from the Board of Trustees.

Likewise, it is proposed to increase the founding endowment by 85,522 euros, using the capital gains generated by the sale of investment property that was part of the founding endowment, pending the board's approval, if applicable.

The Foundation must allocate to its foundational aims at least 70 per 100 of the revenues from the economic operations it carries out and from the income it obtains for any other concept, after deduction of the expenses incurred for obtaining such income, and must allocate the rest of the revenues and income to increasing either the founding endowment or the reserves, according to resolution adopted by the Board of Trustees' Meeting.

The time limit for fulfilling this obligation shall be the period included between the beginning of the year in which the respective revenues and income have been obtained and the four years that follow the close of that financial year (Note 17.2).

### 4. RECORDING AND VALUATION RULES

The principal criteria for recording and valuation used by the Foundation in the preparation of these annual accounts are as follows:

#### 4.1 Intangible assets

Intangible assets are initially valued at cost, this being either the acquisition price or the production cost. The cost of the intangible assets acquired through business combinations is the fair value at the date of acquisition.

After initial recognition, the intangible assets are valued at cost, less accumulated amortization and, where appropriate, the accumulated value of the corrections for impairment that have been recorded.


Intangible assets are systematically amortized in a straight-line way according to the estimated useful life of the assets and their residual value. The methods and amortization periods applied are reviewed at each year-end and, if appropriate, they are adjusted prospectively. The existence of signs of impairment is assessed at least at year-end, and if there are any, the recoverable amounts are estimated, making the appropriate valuation corrections.

#### Computer applications

Computer applications are presented valued at purchase cost or their production cost and are amortized on a linear basis according to the estimated useful life in use at the rate of 30% - 50% per annum.

#### 4.2 Tangible assets

Tangible assets are initially valued at cost, which in this case is the purchase price including Value Added Tax, since the latter is not directly recoverable from the Spanish tax authorities. After initial





recognition, tangible assets are valued at cost, less accumulated amortization and, where appropriate, the accumulated value of the corrections for impairment that have been recorded.

Repairs that do not represent an extension of useful life and maintenance costs are charged in the income statement during the year in which they occur. The costs of renewal, expansion or improvement that give rise to an increase in production capacity or a lengthening of the useful life of the assets, are included in the assets as greater value of the assets, writing off, where appropriate, the book value of replaced items.

The items purchased by the Foundation and charged directly to grants received from certain funding agencies could, according to the respective contracts, be claimed by the financing agency when the project ends. Such assets are recorded as an expense of the respective programme at the time of acquisition, and so they are not recorded in the accompanying balance sheet. The purchase cost of these acquired items that are allocated to the income statement in 2018 amounts to 727,137 euros, 612,702 euros in 2017 (Note 16.3).

The tangible asset elements that are fully owned and used in the missions are amortized over one year, due to the heavy wear and tear to which they are subject, with the exception of vehicles, which are amortized in four years.

The Foundation amortizes its tangible fixed assets that are located at Head Office following the linear method, distributing the cost of the assets between the years of estimated useful life, in accordance with the details shown below:

	Years of useful life 2018	Years of useful life 2017
Furniture and tools/equipment	2 -5 years	2 -5 years
Machinery	2 -5 years	2 -5 years
Other installations	2 -5 years	2 -5 years
Other tangible fixed assets	2 -5 years	2 -5 years
Data processing equipment	2 -5 years	2 -5 years

At the close of each financial year, the Foundation reviews the residual values, the useful lives and the methods for amortization of the tangible fixed assets and, if appropriate, they are adjusted prospectively. In the 2018 financial year, the Foundation revalued the useful lives of its tangible fixed assets, without the corresponding change in the amortization percentages applied prospectively from the start of the financial year having a significant impact on these Annual Accounts.

#### 4.3 Investment properties

The Foundation classifies under this heading the real estate properties, and the enlargement and improvement work done on them, that are totally or partially held for the purpose of obtaining rental income or for capital appreciation or both, in order to obtain income for fulfilling the foundational aims.

The Foundation recognises and appraises the investment properties by following the criteria established for tangible fixed assets. The investment properties are depreciated by following the straight-line method, over the following estimated years of useful life:

	Years of life 2018	Years of life 2017
Buildings	10 -35 years	10 -35 years

The necessary valuation corrections are made in order to allocate to each investment property the lower market value that, where appropriate, corresponds to it at the close of each financial year, provided the book value of the investment is not recoverable through the generation of sufficient income to cover costs and expenses, depreciation included.

Marta Saigado Bravo  
 Traductora  
 Intérprete jurada de inglés  
 Número 5188 MAEC  
 19-6-19





#### 4.4 Impairment in the value of non-financial assets

At least at year-end, the Foundation assesses whether there are signs that any non-current asset or, where applicable, any cash-generating unit, may be impaired.

The recoverable amount is the fair value less selling costs or the value in use, whichever is the greater. When the book value is greater than the recoverable amount, an impairment loss occurs. Value in use is the present value of expected future cash flows, using market interest rates without risk, adjusted for the specific risks associated with the asset.

For the case of investment properties, each year the Foundation asks independent experts to provide valuations of each of the land plots and buildings recorded in its balance sheet.

Valuation corrections for impairment and their reversal are posted in the income statement.

Valuation corrections for impairment are reversed when the circumstances that gave rise to them cease to exist, with the exception of those corresponding to goodwill. The limit of impairment reversal is the book value of the asset that would appear if the corresponding impairment in value had not previously been recognized.

#### 4.5 Leases

Contracts are classified as financial leases when it is deduced from their economic conditions that all risks and rewards attaching to ownership of the asset that is the subject of the contract are substantially transferred to the lessee. Otherwise, contracts are classified as operating leases.

Payments for operating leases are recorded as expenses in the income statement when they accrue.

The income received from operating leases, net of the incentives granted, is recognised on a straight-line basis throughout the period of the lease.

#### 4.6 Financial assets

##### Classification and valuation

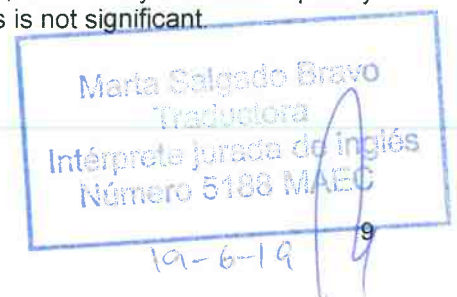
##### *Loans and receivable items*

This category records credits for commercial and non-commercial transactions, that include financial assets whose receipts are of a particular or determinable amount, that are not negotiated on an active market and for which the whole of the outlay made by the Foundation is expected to be recovered, except, where appropriate, for reasons attributable to the debtor's solvency.

When they are initially recognized in the balance sheet, they are recorded at fair value which, unless there is evidence to the contrary, is the price of the transaction, which is equivalent to the fair value of the consideration delivered plus the transaction costs that are directly attributable to them.

After initial recognition, these financial assets are valued at amortized cost.

However, credits for commercial transactions with maturity at twelve months or less and which do not carry a contractual interest rate, and also advance payments and loans to staff and dividends to be received, whose amount is expected to be received in the short term, are initially and subsequently valued at nominal value, when the effect of not updating the cash flows is not significant.





The difference between the fair value and the amount delivered in operating lease guarantees is considered an advance payment for the lease and is allocated to the income statement during the lease period. For calculating the fair value of guarantees, the minimum contractual term undertaken is taken as the remaining period. Because the amount delivered does not differ significantly from the fair value, the Foundation has recorded guarantees at the amount delivered.

#### *Available-for-sale financial assets*

These include the securities representing debt and the asset instruments that have not been included in the above category.

When they are initially recognized in the balance sheet, they are recorded at fair value which, unless there is evidence to the contrary, is the price of the transaction, which is equivalent to the fair value of the consideration delivered plus the transaction costs that are directly attributable to them. For asset instruments, the value of preferential subscription and other similar rights that have been acquired is included in the initial value.

After their initial recognition, these financial assets are valued at their fair value, without deducting the transaction costs that might be incurred in their disposal. The changes that occur in the fair value are recorded directly in equity, until such time as the financial asset is withdrawn from the balance sheet or is impaired, which is when the amount recognised in equity will be allocated to the profit and loss statement. However, the losses and gains resulting from exchange differences in monetary financial assets in foreign currency are recorded in the profit and loss statement.

Asset instruments whose fair value cannot be estimated reliably are valued at cost, less, where appropriate, the accumulated amount of the valuation adjustments made for impairment of their value.

#### Cancellation

Financial assets are written off from the Foundation's balance sheet when the contractual rights over the cash flows of the financial asset have expired or when they are transferred, provided the risks and rewards attaching to their ownership are substantially transferred in such transfer.

#### Interest received from financial assets

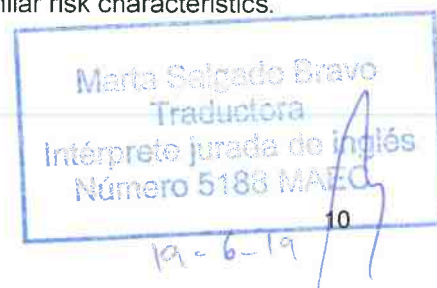
Interest on financial assets that accrues after the time of acquisition is recognized as income in the income statement. Interest is recognized using the effective interest rate method.

For these purposes, the value of the explicit accrued interest payable at that time is recorded separately in the initial valuation of financial assets, depending on maturity dates. Explicit interest is understood to be interest obtained from applying the contractual interest rate of the financial instrument.

### **4.7 Impairment in the value of financial assets**

The book value of financial assets is corrected by the Foundation and charged to the income statement when there is objective evidence that an impairment loss has occurred.

In order to determine impairment losses on financial assets, the Foundation assesses the possible losses both in individual assets and in the groups of assets that have similar risk characteristics.





### Debt instruments

There is objective evidence of impairment in debt instruments, understood to be accounts receivable, credits and securities representing debt, when, after their initial recognition, an event occurs that represents a negative impact on their estimated future cash flows.

The Foundation considers impaired assets (doubtful assets) to be the debt instruments for which there is objective evidence of impairment, that essentially refers to the existence of bad debts, non-compliances, refinancing and the existence of information providing evidence of the possibility of non-recovery of all the agreed future flows, or when a delay occurs in their receipt.

In the case of financial assets valued at amortized cost, the value of impairment losses is equal to the difference between their book value and the present value of the future cash flows they are expected to generate, after deduction at the effective interest rate existing at the time of initial recognition of the asset. For trade and other receivables, the Foundation considers the balances of items outstanding at more than one year, for which there is no certainty of receiving them, and the balances of companies that have requested a creditors' meeting, to be doubtful assets.

Reversal of impairment is recognized as income in the income statement and its limit is the book value of the financial asset that would be recorded at the date of reversal if the impairment in value had not been recorded.

## **4.8 Financial liabilities**

### Classification and valuation

#### *Debits and payable items*

These include financial liabilities resulting from the purchase of goods and services for the Foundation's trading operations and debits for non-commercial transactions that are not derivative instruments.

When initially recognized in the balance sheet, they are recorded at fair value which, unless there is evidence to the contrary, is the price of the transaction, which is equivalent to the fair value of the consideration received adjusted by the transaction costs directly attributable to them.

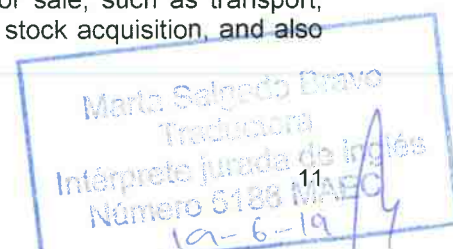
After initial recognition, these financial liabilities are valued at amortized cost. The accrued interest is posted in the income statement, applying the effective interest rate method.

However, debits for commercial transactions with maturity at twelve months or less and that do not carry a contractual interest rate, and also payments required by third parties on equity holdings, whose value is expected to be paid in the short term, are valued at nominal value, when the effect of not updating the cash flows is not significant.

The Foundation writes off a financial liability from the books when the obligation has been cancelled.

## **4.9 Stocks**

Stocks are valued at purchase price or production cost. The purchase price includes the amount invoiced by the vendor, after deduction of any discount, price reduction or other similar items, and all additional expenses that have occurred until the goods are positioned for sale, such as transport, customs duties, insurance and other costs that are directly attributable to stock acquisition, and also non-recoverable indirect taxes.





Because the Foundation's stocks do not require a period of time in excess of one year in order to be in the right condition for sale, financial expenses are not included in the purchase price or production cost.

The Foundation uses the FIFO method for allocating value to the stocks.

When the net realizable value of the stocks is lower than their purchase price or production cost, the pertinent valuation corrections are made, and they are recognized as an expense in the income statement.

#### **4.10 Cash and other equivalent cash assets**

This heading includes cash in hand, current accounts in banks and the deposits and temporary acquisitions of assets that fulfil the following requirements:

- They are convertible into cash.
- At the time of their acquisition their maturity date is not over three months.
- They are not subject to a significant risk of change in value.
- They form part of the normal cash management policy of the Foundation.

#### **4.11 Grants, donations and bequests**

Grants received for financing the execution of specific expenses incurred over several years and in the event of their partial execution, they are classified as non-refundable in proportion to the expenditure carried out, provided there are no reasonable doubts that it will be completed in the terms established in the grant conditions, being allocated to the income statement during the year in which the expenses that are being financed accrue. On the basis of this criterion, the refundable amounts, that is, those pending allocation to the income statement on a particular date, are recorded in the "Creditor beneficiaries" heading in the balance sheet liabilities.

Grants are classified as non-refundable when the conditions established for granting them have been fulfilled, being recorded directly at that moment in equity. Private donations with no assignment or specific project are recognized as income when they are received. Grants received for acquiring tangible assets are allocated as income for the year in proportion to the amortization of the acquired assets.

In the recognition of grants, the contribution undertaken by the financing agencies that is pending receipt is recorded in the "Non-profit activity users and other receivables" heading of the balance sheet assets.

#### **4.12 Provisions**

Liabilities that are indeterminate in respect of their amount or the date on which they will be cancelled, are recognized in the balance sheet when the Foundation has a current obligation (whether through legal or contractual provision or through implicit or tacit obligation), that has arisen as a result of past events, whose payment is considered likely to involve a quantifiable outflow of funds.

Maria Salgado Dravo  
Traductora  
Intérprete jurada de Inglés  
Número 5188 MAEC  
19-6-19





Provisions are valued at the current value of the best possible estimate of the amount necessary for cancelling the obligation or transferring it to a third party, the adjustments that arise through updating of the provision being recorded as a financial expense as they accrue. When it is a matter of provisions with maturity equal to or less than one year, and the financial effect is not significant, no type of deduction is made. Provisions are reviewed on the closing date of each balance sheet and are adjusted in order to reflect the best current estimate of the liabilities that corresponds at any time.

On the other hand, the possible obligations arising as a result of past events, whose materialization is conditional upon the occurrence of future events that are not entirely under the control of the Foundation, and present obligations that have arisen as a result of past events, for which it is unlikely that there will be an outflow of funds to pay for them or which cannot be valued with a sufficient degree of reliability, are considered contingent liabilities. These liabilities are not the subject of accounting records, details of them being given in the report except when the outflow of funds is remote.

The main provisions for activity operations correspond to provisions for the risk of refund of grants. The calculation of this provision is based on the historical experience of the potential risk of amounts to be refunded from the aids received as a result of subsequent claims made by the donors (Note 13).

#### **4.13 Tax on profits and VAT**

Non-deductible VAT paid is incorporated into the purchase price of investment goods or working assets, as well as that of the services that are the subject of the taxable transactions.

The Foundation has calculated its Corporation Tax by determining exempt and non-exempt revenues in accordance with the provisions of Law 49/2002, of 23 December on the tax system of non-profit institutions and on tax incentives for patronage, and on the basis of Royal Decree 1270/2003, of 10 October, approving the Regulations that implement the above-mentioned Law.

In complying with the requirements provided for in this Law and for the purposes of Corporation Tax payment, the Foundation is exempt from paying this tax because of the results obtained in the year from the activities that comprise its foundational purpose or specific aim, and also because of the increases in equity arising from acquisitions and transfer for profit, provided that all of them are obtained or realized in fulfilment of its corporate purpose or specific aim.

In accordance with Article 14 of Law 49/2002, of 23 December, and article 1 of Royal Decree 1270/2003, of 10 October, approving the Regulations for application of the tax system for non-profit institutions and tax incentives for patronage, in 2003 the Foundation submitted the respective census declaration in which it opted for the special tax system of Heading II of Law 49/2002, of 23 December.

#### **4.14 Classification of assets and liabilities into current and non-current**

The assets and liabilities are presented in the balance sheet classified into current and non-current. For these purposes, assets and liabilities are classified as current when they are related to the normal operating cycle of the Foundation and are expected to be sold, consumed, realized or cleared off during that cycle and their maturity, disposal or realization is expected to occur in the maximum time limit of one year. Otherwise, they are classified as non-current assets and liabilities.

The normal operating cycle is under one year for all activities, except for activity in the missions which depends on the time limits of the projects.

Maria Salgado Bravo  
Traductora  
Intérprete jurada de Inglés  
Número 5188 MAEC  
19-6-19 13



#### **4.15 Income and expenses**

In accordance with the accrual accounting principle, income and expenses are recorded when they occur, regardless of the date of their receipt or payment.

Details of the criterion for recognizing income from grants, donations and bequests received by the Foundation are shown in Note 4.11 above.

Cash benefits that are granted to other organisations or direct beneficiaries and are given in compliance with the Foundation's own aims are recorded as cash aid. The actions associated with these aids are carried out entirely at the missions.

#### **4.16. Transactions in foreign currency**

The Foundation's functional and presentation currency is the euro.

In their initial valuation, transactions in foreign currency are converted to the spot exchange rate current on the date of the transaction.

Monetary assets and liabilities denominated in foreign currency are converted to the spot exchange rate current on the balance sheet date. Both the positive and negative translation differences that arise in this process are recognized in the income statement during the year in which they arise.

#### **4.17 Assets of an environmental nature**

Given the nature of the Foundation's operations, it has no liabilities, expenses, assets or provisions and contingencies of an environmental nature that might be significant in relation to its assets, financial position and results. For this reason, no breakdowns are included in this report on the annual accounts in respect of information regarding environmental issues.

#### **4.18 Severance pay**

In accordance with current labour legislation, the Foundation is obliged to pay indemnities to the employees with whom, under certain conditions, it severs labour relations. Severance pay that is reasonably quantifiable is recorded as an expense for the year in which there is a valid expectation created by the Foundation in respect of the affected third parties.

#### **4.19 Related-party transactions**

Related-party transactions are posted in accordance with the valuation rules itemized earlier.

The prices of transactions carried out with related parties are suitably supported, and so the Foundation does not consider that there are any risks that could give rise to significant tax liabilities.

Marta Salgado Bravo  
Traductora  
Intérprete jurada de Inglés  
Número 5188 MAEC  
19-6-19



## 5. INTANGIBLE ASSETS

The details and movements of the different items that form the intangible assets are as follows:

2018

(euros)	Opening balance	Additions and endowments	Retirements	Closing balance
Cost				
Patents, licences, trademarks and similar items	2,834	-	-	2,834
Computer applications	75,381	-	-	75,381
	78,215	-	-	78,215
Accumulated amortization				
Computer applications	(74,207)	-	-	(74,207)
	(74,207)	-	-	(74,207)
<b>Net book value</b>	<b>4,008</b>	-	-	<b>4,008</b>

2017

(euros)	Opening balance	Additions and endowments	Retirements	Closing balance
Cost				
Patents, licences, trademarks and similar items	2,834	-	-	2,834
Computer applications	75,381	-	-	75,381
	78,215	-	-	78,215
Accumulated amortization				
Computer applications	(74,207)	-	-	(74,207)
	(74,207)	-	-	(74,207)
<b>Net book value</b>	<b>4,008</b>	-	-	<b>4,008</b>

All the items in intangible assets are allocated to the Foundation's activities. As at 31 December 2018 and 2017 December, there are no intangible assets situated outside Spanish territory.

As at 31 December 2018, computer applications for a value of 74,207 euros (74,207 euros as at 31 December 2017) are fully amortised.

Marta Salgado Bravo  
 Traductora  
 Intérprete jurada de Inglés  
 Número 5188 MAEC

19-6-19



## 6. TANGIBLE ASSETS

The details and movements of the different items that form the tangible assets are as follows:

2018

(euros)	Opening balance	Additions and endowments	Retirements	Closing balance
Cost				
Technical installations, machinery and other fixed assets	2,409,657	640,733	-	3,050,390
	2,409,657	640,733	-	3,050,390
Accumulated amortization				
Technical facilities, machines and other prop, (Note 16,7)	(1,649,224)	(399,278)	-	(2,048,502)
	(1,649,224)	(399,278)	-	(2,048,502)
<b>Net book value</b>	<b>760,433</b>			<b>1,001,888</b>

2017

(euros)	Opening balance	Additions and endowments	Retirements	Closing balance
Cost				
Technical installations, machinery and other fixed assets	1,895,408	567,827	(53,578)	2,409,657
	1,895,408	567,827	(53,578)	2,409,657
Accumulated amortization				
Technical facilities, machines and other prop, (Note 16,7)	(1,415,615)	(279,577)	45,968	(1,649,224)
	(1,415,615)	(279,577)	45,968	(1,649,224)
<b>Net book value</b>	<b>479,793</b>			<b>760,433</b>

All tangible asset items are allocated to the Foundation's activities.

### 6.1 Description of the principal movements

The main acquisitions recorded in 2018 and 2017 correspond to the acquisition of all-terrain vehicles and motorcycles for use in the missions abroad. There have been no derecognitions throughout 2018. Derecognitions in the 2017 financial year mainly corresponded to fixed assets at the Guinea Conakry mission, which was closed in 2017, and which were fully amortized.

### 6.2 Other information

At 2018 year-end, the Foundation has tangible asset items that are fully depreciated and in use for a cost value of 807,440 euros (671,086 euros at year-end 2017).

The cost of the tangible assets situated outside Spanish territory as at 31 December 2018 amounts to 1.832.484 euros (1.446.151 euros at year-end 2017).

The Foundation follows the practice of arranging insurance policies to cover the possible risks to which the various items in its tangible assets are subject. The Foundation estimates that it has sufficient cover for the risks that are characteristic of its activity.

### 6.3 Fixed assets acquired and charged directly to grants

The items acquired by the Foundation and charged directly to grants received from certain funding agencies could, according to the respective contracts, be reclaimed by the funding agency at the end of the project; it is for this reason that the Foundation records these acquisitions as an expense

Marta Salgado Bravo  
 Traductora  
 Intérprete jurada de inglés  
 Número 5188 MAEC  
 19-6-19





associated with the different projects (Note 4.2). Practically all of these assets correspond to vehicles used in the missions. The historical cost value of this type of fixed asset, in use as at 31 December 2018, amounts to 7.843.451 euros (7.115.547 euros as at 31 December 2017).

#### 6.4 Financial leases

The net book value of tangible fixed assets acquired through financial lease contracts as of 31 December is as follows:

	2018	2017
Data processing equipment		
Cost	20,060	20,060
Accumulated amortization	(16,960)	(13,830)
<b>Total</b>	<b>3,100</b>	<b>6,230</b>

The reconciliation between the total amount of the minimum future payments and their present value as at 31 December is as follows:

	2018		2017	
	Minimum future payments	Present value	Minimum future payments	Present value
Up to one year	4,500	4,500	4,810	4,810
Between one and five years	-	-	1,731	1,731

The completion date for the two contracts that remain in force are 17 March 2019 and 2 November 2020, respectively.

#### 6.5 Operating leases

The main lease contract held by the Foundation corresponds to its offices in Madrid, as well as to the homes of staff located in the missions. The average term of the missions' lease contracts is one year, while the contract concerning the offices in Madrid ends in 2020 and is renewed on an annual basis tacitly.

The minimum future payments on these non-cancellable lease contracts as at 31 December are as follows:

(euros)	2018	2017
Up to one year	591,128	540,507
Between one and five years	2,032,002	1,058,570

Operating lease expenses amounted to 3,564,820 euros in 2018, 3,862,357 euros in financial year 2017 (Note 16.6).

Marta Salgado Bravo  
 Traductora  
 Intérprete jurada de inglés  
 Número 5188 MAEC  
 1a-6-1a



## 7. INVESTMENT PROPERTIES

The details and movements of the different items that comprise investment properties are as follows:

2018

(euros)	Opening balance	Additions	Retirements	Closing balance
Cost				
Land	11,508,802	5,377,654	-	16,886,456
Buildings	6,633,287	1,532,906	-	8,166,193
Accumulated amortization	18,142,089	6,910,560	-	25,052,649
Buildings (Note 16.7)	(1,351,054)	(338,713)	-	(1,689,767)
<b>Net book value</b>	<b>16,791,035</b>	<b>(338,713)</b>	<b>-</b>	<b>16,452,322</b>

2017

(euros)	Opening balance	Additions	Retirements	Closing balance
Cost				
Land	11,508,802	-	-	11,508,802
Buildings	6,524,389	108,898	-	6,633,287
Accumulated amortization	18,033,191	108,898	-	18,142,089
Buildings (Note 16.7)	(1,016,534)	(334,520)	-	(1,351,054)
<b>Net book value</b>	<b>17,016,557</b>	<b>(334,520)</b>	<b>-</b>	<b>16,682,037</b>

The value of the cost of land included in real estate investments at 31 December is as follows:

(euros)	2018	2017
Site at Calle Arapiles, nº 14 (Madrid)	14,146,930	8,769,276
Site at Calle Dr. Zamenhoff nº 36 (Madrid)	2,631,686	2,631,686
Chinchón (Chinchón, Madrid)	68,855	68,855
Villarubia Santiago (Ocaña, Toledo)	24,260	24,260
Site at Pza Oriente, nº 7 (Madrid)	9,105	9,105
Costanilla, 16 (Chinchón, Madrid)	3,191	3,191
Chinchón (Chinchón, Madrid)	1,803	1,803
Carretera Ocaña, 3 (Ocaña, Toledo)	522	522
Prado del Palancar (Buitrago, Madrid)	102	102
<b>Total</b>	<b>16,886,456</b>	<b>11,508,802</b>

The above-mentioned land does not generate any earnings beyond the income from rental of some of the properties situated at C/ Arapiles no. 14, C/ Zamenhof no. 36, and Plaza de Oriente no. 7, as listed below in the details regarding buildings.

The value of the cost of buildings at 31 December is as follows:

(euros)	2018	2017	Use
Offices at c/ Arapiles, 14 (Madrid)	5,112,902	3,590,556	Rental to third parties
Offices at c/ Dr. Zamenhoff nº 36 (Madrid)	2,685,690	2,685,690	Rental to third parties
Offices at Plaza Oriente, 7 (Madrid)	134,550	134,550	Rental to third parties
Offices at c/ Cervantes, nº12 (Madrid)	109,384	109,384	Rental to third parties
Alamillo baja 21 (Chinchón, Madrid)	2,794	2,794	Pending rental
Building at Valdemoro (C/Estación)	1,414	1,414	Pending rental
Barcelona offices at c/ Diputació, 180 (Barcelona)	119,458	108,899	Own use
<b>Total</b>	<b>8,166,193</b>	<b>6,633,287</b>	

Marta Salgado Bravo  
Traductora  
Intérprete jurada de inglés  
Número 5188 MAEC  
19-6-19/17



## 7.1 Operating leases

The properties featured under this heading are for obtaining income or capital gain. As of 31 December 2018, as at 31 December 2017, the ground flat left flat in the building located at Plaza de Oriente no. 7, the third floor flat located at Calle Cervantes, 12, part of the office building located at Calle Dr. Zamenhof, 36 Dpdo. and the building located at Calle Arapiles 14, Madrid are rented out to third parties. The lease contracts have a duration of between 1 and 3 years, being renewable or terminating at expiry, and the parties may reach an agreement to sign new contracts and terms.

The building at c/ Arapiles (Madrid) is an office building in which the Foundation on 15 June had rented out to the company Técnicas Reunidas y Técnicas Reunidas Internacional the following floors: part of the second basement, part of the semi-basement, part of the ground floor and the 1st, 2nd, 3rd, 6th and 7th floors. As of the aforementioned date, the Foundation became the owner of the entire building, acquiring the 4th and 5th floors as well as part of the ground floor and semi-basement, the lessee of which is the same company.

In the office building located at Dr. Zamenhof, 36 Dpdo., the Foundation owns the ground, first and second floors, as well as 48 parking spaces, located on floors -1 and -2. The ground floor and 5 parking spaces are rented out to the company Lucas Caravaca Ibérica; the first floor and 9 parking spaces are rented out to the company Gigigo and the second floor, premises 1 and 2 as well as 26 parking spaces are rented out to the company Aubay Spain (merger between Aubay isalia and Norma 4). There are 7 parking spaces that are rented out to various staff at these companies.

The income obtained from these contracts amounted to 1,220,239 euros in financial year 2018, 1,025,096 euros in 2017 (Note 16.4).

The expenses associated with the investments that have generated income correspond to their depreciation amounting to 338,713 euros (334,520 euros in 2017) and administrative expenses (community fees) and maintenance amounting to 182,767 euros (123,844 euros in 2017). Meanwhile, expenses corresponding to non-rented real estate have risen to 74,873 euros (66,710 euros in 2017).

Details of the minimum future receipts on these non-cancellable operating lease contracts as at 31 December are as follows:

(euros)	2018	2017
Up to one year	557,713	307,667
Between one and five years	318,332	38,333
	<b>876,045</b>	<b>346,000</b>

## 7.2 Other information

The Foundation has arranged contracts for several insurance policies to cover the possible risks to which the various items in its investment properties and the remaining tangible assets are subject. As at 31 December 2018 and 2017, the members of the Board of Trustees of the Foundation consider that the cover provided by these policies is sufficient. During the 2018 and 2017 financial years, no insurance settlements have been received by the Foundation with regards to property, plant and equipment and real estate investments.

During the 2018 financial year, the Foundation sold, with the due authorisation of the Protectorate, a plot of land in Santiago de Villarubia in the Municipality of Toledo and another in Chinchon. The revenue obtained was 86 thousand euros (see Note 16.9).

During the 2017 financial year, the Foundation did not sell any property or land.

Marta Salgado Bravo  
Traductora  
Intérprete jurada de inglés  
Número 5188 MAEC  
19-6-19



## 8. FINANCIAL ASSETS

The movement during the year, of the total balances (short- and long-term) that comprise the Users and non-profit activity debtors accounts, with separate identification of each funding agency, is as follows:

2018

(euros)	Equity instruments	Securities representing debt	Credits, derivatives and others	Total
Long-term financial assets				
Loans and other receivables	-	-	20,503,594	20,503,594
Available-for-sale assets valued at fair value	122,053	49,258	-	171,311
Other financial assets	-	-	236,660	236,660
	122,053	49,258	20,740,254	20,911,564
Short-term financial assets				
Loans and other receivables	-	-	99,903,193	99,903,193
<b>Total</b>	<b>122,053</b>	<b>49,258</b>	<b>120,643,447</b>	<b>120,814,758</b>

2017

(euros)	Equity instruments	Securities representing debt	Credits, derivatives and others	Total
Long-term financial assets				
Loans and other receivables	-	-	13,915,706	13,915,706
Available-for-sale assets valued at fair value	81,910	86,717	-	168,627
Other financial assets	-	-	245,215	245,215
	81,910	86,717	14,160,921	14,329,548
Short-term financial assets				
Loans and other receivables	-	-	53,100,178	53,100,178
<b>Total</b>	<b>81,910</b>	<b>86,717</b>	<b>67,261,099</b>	<b>67,429,726</b>

These amounts are broken down in the balance sheet in the following way:

2018

(euros)	Equity instruments	Securities representing debt	Credits, derivatives and others	Total
Non-current financial assets				
Long-term financial investments (Note 8.1)	122,053	49,258	236,660	407,971
Users and other long-term non-profit activity debtors (Note 8.2)	-	-	20,503,594	20,503,594
	122,053	49,258	20,740,254	20,911,564
Current financial assets				
Users and other short-term non-profit activity debtors (Note 8.2)	-	-	79,332,376	79,332,376
Receivables from Group and associate companies (Note 19.1)	-	-	1,901,749	1,901,749
Receivables from head office	-	-	1,072,327	1,072,327
Receivables from the missions	-	-	17,542,286	17,542,286
Staff	-	-	54,456	54,456
	-	-	99,903,193	99,903,193
<b>Total</b>	<b>122,053</b>	<b>49,258</b>	<b>120,643,447</b>	<b>120,814,758</b>

Marta Salgado Bravo  
Traductora  
Intérprete jurada de inglés  
Número 5188 M2EC





2017

(euros)	Equity instruments	Securities representing debt	Credits, derivatives and others	Total
Non-current financial assets				
Long-term financial investments (Note 8.1)	81,910	86,717	245,215	413,842
Users and other long-term non-profit activity debtors (Note 8.2)	-	-	13,915,706	13,915,706
	81,910	86,717	14,160,921	14,329,548
Current financial assets				
Users and other short-term non-profit activity debtors (Note 8.2)	-	-	48,630,442	48,630,442
Receivables from Group and associate companies (Note 19.1)	-	-	1,525,501	1,525,501
Receivables from head office	-	-	208,096	208,096
Receivables from the missions	-	-	2,736,139	2,736,139
Staff	-	-	-	-
	-	-	53,100,178	53,100,178
<b>Total</b>	<b>81,910</b>	<b>86,717</b>	<b>67,261,099</b>	<b>67,429,726</b>

## 8.1 Long-term financial investments

### 8.1.1 Long-term equity instruments

As of yearend 2018 and 2017, the balance corresponds to the market value of shares from the merger with Fundación Luis Vives in the 2012 financial year, or from bequests received during 2018. The balance at yearend 2017 was limited to shares received from the merger with Fundación Luis Vives.

### 8.1.2 Long-term securities representing debt

As of yearend 2018 and 2017, the balance corresponds to State Bonds at 6% interest, maturing 31 January 2029, from an exchange transaction carried out with Perpetual State Debt on 31 December 1997 by Fundación Luis Vives, under Resolution dated 30 July 1998 of the Directorate General of the Treasury and Financial Policy.

### 8.1.3 Credits, derivatives and other - Long-term financial investments

As of yearend 2018 and 2017, this heading includes the amount of the deposits given by the Foundation for property leases. They correspond mainly to the residential lease agreements that were deposited at IVIMA (the Madrid Housing Institute) by the Foundation.

## 8.2 Users and other non-profit activity receivables

### 8.2.1 Long-term funding

In this heading of the balance sheet, the Foundation records the value of the contributions undertaken by funding agencies that are pending receipt at year-end and that will be received in the long term. Their maturity dates are established in the corresponding grant conditions. Details of this heading by funding agencies as at 31 December is as follows:

Marta Salgado Bravo  
Traductora  
Intérprete jurada de inglés  
Número 5188 MAEC

19-6-19



<b>Funding Agency (euros)</b>	<b>2018</b>	<b>2017</b>
Spanish Agency for International Development Cooperation (AECID)	5,285,423	-
European Union Agencies	4,088,202	2,670,219
Other international donors	3,861,193	5,543,139
Companies and other private donors	3,784,346	1,452,313
Ministry of Social Affairs (MSPSEI)	1,454,817	3,465,363
Other Spanish administrations	810,826	1,054,717
USA cooperation (USAID/O.F.D.A)	737,380	23,468
British cooperation (DFID)	552,818	-
Swiss cooperation (COSUDE)	282,225	-
United Nations	41,329	-
European Commission Humanitarian Aid Office	19,603	-
Exchange differences	(394,966)	(293,513)
<b>Total</b>	<b>20,503,594</b>	<b>13,915,706</b>

Details of the annual deadlines in which it is estimated this debt will be collected are as follows:

<b>Year of maturity</b>	<b>2018</b>	<b>2017</b>
2019	-	11,508,557
2020	12,695,768	1,862,483
2021	5,563,839	295,767
2022	2,210,794	295,493
2023	428,159	246,919
Exchange differences	(394,966)	(293,513)
<b>Total</b>	<b>20,503,594</b>	<b>13,915,706</b>

### 8.2.2 Short-term funding

As a complement to the information stated in Note 8.2.1, this heading records the value of the contributions undertaken by funding agencies that are pending receipt at year-end and whose maturity date is in the following financial year.

Details of the above-mentioned amounts as at 31 December are as follows:

<b>Funding Agency (euros)</b>	<b>2018</b>	<b>2017</b>
USA cooperation (USAID/O.F.D.A)	25,547,687	6,284,841
Other international donors	10,214,806	5,798,723
Other European Union Agencies	9,148,984	5,845,452
United Nations	7,856,446	5,271,231
Ministry of Social Affairs (MSPSEI)	7,066,420	4,390,915
European Commission Humanitarian Aid Office	5,916,613	8,001,847
SIDA	4,600,749	6,150,853
Companies and other private donors	3,728,243	2,022,964
Spanish Agency for International Development Cooperation (AECID)	2,110,344	198,675
Other Spanish administrations	2,108,287	2,596,660
Swiss cooperation (COSUDE)	1,621,214	2,663,797
British cooperation (DFID)	889,776	475,342
Exchange differences	(1,477,194)	(1,070,858)
<b>Total</b>	<b>79,332,376</b>	<b>48,630,442</b>

Marta Salgado Bravo  
 Traductora  
 Intérprete jurada de inglés  
 Número 5188 MAEC

19-6-19



### 8.2.3 Other information

The breakdown of users and other receivables for short-term and long-term own activity is as follows:

2018

(euros)	Opening balance	Additions	Receipts	Closing balance
USA cooperation (USAID/O.F.D.A)	6,308,309	28,180,891	(8,204,133)	26,285,067
Other international donors	10,170,553	17,593,081	(13,687,636)	14,075,999
Other European Union Agencies	8,488,246	12,422,162	(7,692,824)	13,217,584
Ministry of Social Affairs (MSPSEI)	7,856,278	1,989,672	(1,324,713)	8,521,237
United Nations	5,271,231	19,017,496	(16,390,952)	7,897,775
Companies and other private donors	3,475,277	7,452,469	(3,415,157)	7,512,590
Spanish Agency for International Development Cooperation (AECID)	198,675	7,863,657	(666,565)	7,395,767
European Commission Humanitarian Aid Office	8,029,272	31,195,001	(33,288,058)	5,936,216
Swedish cooperation (SIDA)	6,150,853	5,306,389	(6,881,082)	4,600,749
Other Spanish administrations	3,651,377	3,196,713	(3,928,976)	2,919,114
Swiss cooperation (COSUDE)	3,728,778	1,372,460	(3,197,798)	1,903,440
British cooperation (DFID)	581,670	912,055	(51,130)	1,442,594
Exchange differences	(1,364,371)	(364,241)	118,960	(1,872,161)
<b>Total</b>	<b>62,546,143</b>	<b>136,137,806</b>	<b>(98,847,960)</b>	<b>99,835,970</b>

2017

(euros)	Opening balance	Additions	Receipts	Closing balance
Other international donors	9,118,419	10,779,875	(9,727,741)	10,170,553
Other European Union Agencies	4,825,297	6,655,178	(2,992,229)	8,488,246
European Commission Humanitarian Aid Office	13,602,756	24,111,645	(29,685,129)	8,029,272
Ministry of Social Affairs (MSPSEI)	8,879,610	1,025,409	(2,048,741)	7,856,278
USA cooperation (USAID/O.F.D.A)	3,963,982	6,954,119	(4,609,792)	6,308,309
Swedish cooperation (SIDA)	5,343,352	2,530,626	(1,723,125)	6,150,853
United Nations	3,079,081	22,933,604	(20,741,454)	5,271,231
Swiss cooperation (COSUDE)	669,482	5,512,887	(2,453,591)	3,728,778
Other Spanish administrations	1,059,193	5,327,732	(2,735,548)	3,651,377
Companies and other private donors	1,552,003	4,465,843	(2,542,569)	3,475,277
British cooperation (DFID)	33,768	662,700	(114,798)	581,670
Spanish Agency for International Development Cooperation (AECID)	1,978,408	727,793	(2,507,526)	198,675
Exchange differences	2,781,394	(3,660,382)	(485,383)	(1,364,371)
<b>Total</b>	<b>56,886,745</b>	<b>88,027,029</b>	<b>(62,367,626)</b>	<b>62,546,143</b>

## 9. STOCKS

Stocks correspond mainly to stocks of materials for water and sanitation intended for use in interventions in emergency situations. Most of the stocks are located in Spain. Because of the characteristics of the goods and their turnover rate, no obsolescence impairment is observed.

Marta Salgado Bravo  
Traductora  
Intérprete jurada de inglés  
Número 5188 MAEC

19-6-19



## 10. CASH AND OTHER EQUIVALENT CASH ASSETS

The composition of this heading as at 31 December is as follows:

(euros)	2018			2017		
	Head Office	Missions	Total	Head Office	Missions	Total
Cash	286,075	2,151	288,226	24,068	231,987	256,055
Sight current accounts	20,682,961	10,295,038	30,977,999	16,891,544	4,274,497	21,166,041
<b>Total</b>	<b>20,969,036</b>	<b>10,297,189</b>	<b>31,266,225</b>	<b>16,915,612</b>	<b>4,506,484</b>	<b>21,422,096</b>

The current accounts accrue the market interest rate for this type of account, there being no restrictions on the drawdown of these balances.

The breakdown by mission of the current accounts as of 31 December is as follows:

(euros) Mission	2018	2017
Colombia	2,090,469	406,807
Syria	1,624,683	458,305
Lebanon	1,566,174	685,052
Philippines	1,208,449	372,864
Niger	994,506	630,349
Mauritania	938,300	532,887
Mali	662,199	407,576
Guatemala	502,698	215,710
Senegal	407,979	138,968
Palestine	234,644	233,693
Egypt	193,951	391,008
Peru	146,946	139,819
Georgia	94,269	37,949
Gambia	50,345	-
Nicaragua	48,993	52,295
Waro	36,914	88,850
Venezuela	2,404	-
Bolivia	2,109	(5,395)
Malawi	-	79,405
Exchange differences	(510,994)	(591,645)
<b>Total</b>	<b>10,295,038</b>	<b>4,274,497</b>

## 11. SHORT-TERM ACCRUALS

The balance registered under this heading in 2018 and 2017 corresponds to the expenses attributable to the 2018 financial year for the services provided by external suppliers in recruiting and following up with new members. These services are spread over one calendar year and the supplier invoices all the services at the time of signing the contract. The amount invoiced in 2018 for these concepts totals 2,331,663 euros (3,277,924 euros in 2017), of which 1,221,939 euros have been recorded as expenses for the year (1,429,547 euros in 2017) and 1,109,724 euros have been recorded as short-term accruals (1,848,377 euros in 2017) and will be allocated as expenditure in financial year 2019.

Marta Salgado Bravo  
Traductora  
Intérprete jurada de inglés  
Número 5188 MAEC

19-6-19





## 12. EQUITY – NET WORTH

Details of the movement in this heading of the balance sheet was as follows:

(euros)	Founding endowment	Voluntary reserves	Surplus (Deficit) for the year	Total
<b>BALANCE, YEAR-END 2016</b>	<b>22,312,855</b>	<b>4,679,882</b>	<b>653,066</b>	<b>27,645,803</b>
Distribution of surplus for 2016	317,541	335,525	(653,066)	-
Surplus for the year	-	-	954,939	954,939
<b>BALANCE, YEAR-END 2017</b>	<b>22,630,396</b>	<b>5,015,207</b>	<b>954,939</b>	<b>28,600,542</b>
Distribution of surplus for 2017	-	954,939	(954,939)	-
Surplus for the year	-	-	145,103	145,103
<b>BALANCE, YEAR-END 2018</b>	<b>22,630,396</b>	<b>5,970,146</b>	<b>145,103</b>	<b>28,745,645</b>

The voluntary reserve is formed by application of the positive surpluses obtained since the time of incorporation of the Foundation and the contributions from the Luis Vives Foundation.

## 13. LONG-TERM PROVISIONS

Details of the movement in this heading of the balance sheet are as follows:

2018

(euros)	Opening balance	Endowments	Reversals	Closing balance
Provision for risks and expenses	4,795,048	1,791,622	(2,132,903)	4,453,767
<b>Total</b>	<b>4,795,048</b>			<b>4,453,767</b>

2017

(euros)	Opening balance	Endowments	Reversals	Closing balance
Provision for risks and expenses	4,684,894	2,687,893	(2,577,739)	4,795,048
<b>Total</b>	<b>4,684,894</b>			<b>4,795,048</b>

In 2018 and 2017, the balance of this heading corresponds mainly to the provisions for risk of refund of grants. The calculation of this provision is based on the historical experience of the potential risk of amounts to be reimbursed from the aids received as a result of subsequent claims made by the donors.

Maria Salgado Bravo  
 Traductora  
 Intérprete jurada de inglés  
 Número 5188 MAEC  
 19-6-19



## 14. FINANCIAL LIABILITIES

The composition of financial liabilities as at 31 December is as follows:

2018

(euros)	Debts with credit institutions	Derivatives and others	Total
Long-term financial liabilities			
Debits and payable items			
Others	4,810	158,790	163,600
	-	23,491,747	23,491,747
	4,810	23,650,537	23,655,347
Short-term financial liabilities			
Debits and payable items	5,000,000	30,181,243	35,181,243
Others	-	84,498,570	84,498,570
	5,000,000	114,679,813	119,679,813
<b>Total</b>	<b>5,004,810</b>	<b>138,330,350</b>	<b>143,335,160</b>

2017

(euros)	Debts with credit institutions	Derivatives and others	Total
Long-term financial liabilities			
Debits and payable items			
Others	4,810	152,362	157,172
	-	14,292,013	14,292,013
	4,810	14,444,375	14,449,185
Short-term financial liabilities			
Debits and payable items	13,329	9,096,153	9,109,482
Others	-	50,341,304	50,341,304
	13,329	59,437,457	59,450,786
<b>Total</b>	<b>18,139</b>	<b>73,881,832</b>	<b>73,899,971</b>

These amounts are broken down in the balance sheet in the following way:

2018

(euros)	Debts with credit institutions	Derivatives and others	Total
Non-current financial liabilities			
Long-term debts (Note 14.1)			
Long-term creditor beneficiaries (Note 14.2)	4,810	158,790	163,600
	-	23,491,747	23,491,747
	4,810	23,650,537	23,655,347
Current financial liabilities			
Short-term creditor beneficiaries (Note 14.2)			
Trade and other payables (Note 14.,4)	-	84,498,570	84,498,570
	5,000,000	30,181,243	35,181,243
<b>Total</b>	<b>5,000,000</b>	<b>114,679,813</b>	<b>119,679,813</b>
	<b>5,004,810</b>	<b>138,330,350</b>	<b>143,335,160</b>

2017

(euros)	Debts with credit institutions	Derivatives and others	Total
Non-current financial liabilities			
Long-term debts (Note 14.1)			
Long-term creditor beneficiaries (Note 14.2)	4,810	152,362	157,172
	-	14,292,013	14,292,013
	4,810	14,444,375	14,449,185
Current financial liabilities			
Short-term debts			
Short-term creditor beneficiaries (Note 14.2)	-	-	0
Trade and other payables (Note 14.,5)	-	50,341,304	50,341,304
	13,329	9,096,153	9,109,482
	13,329	59,437,457	59,450,786
<b>Total</b>	<b>18,139</b>	<b>73,881,832</b>	<b>73,899,971</b>

Marta Saigado Blanes  
Traductora  
Intérprete jurada de inglés  
Número 5188 MAFG

19-6-19



## 14.1 Long-term debts

The breakdown of this heading of the balance sheet as at 31 December is as follows:

(euros)	2018	2017
Long-term debts		
Financial leasing creditors	4,810	4,810
Guarantees received for lease contracts (Note 8.1.3)	158,790	152,362
<b>Total</b>	<b>163,600</b>	<b>157,172</b>

Details of undiscounted contractual maturities as at 31 December 2018 and 2017 are as follows:

(Thousands of euros)	Up to 1 year	Between 1 year and 2 years	Between 2 years and 5 years	Total
<b>2018</b>				
Financial leasing creditors	-	4,810	-	4,810
Guarantees received for lease contracts	130,778		28,011	158,790
<b>Total</b>	<b>130,778</b>	<b>4,810</b>	<b>28,011</b>	<b>163,600</b>

(Thousands of euros)	Up to 1 year	Between 1 year and 2 years	Between 2 years and 5 years	Total
<b>2017</b>				
Financial leasing creditors	-	4,810	-	4,810
Guarantees received for lease contracts	16,702	114,076	21,584	152,361
<b>Total</b>	<b>16,702</b>	<b>118,886</b>	<b>21,584</b>	<b>157,172</b>

## 14.2 Short- and long-term beneficiaries

This heading of the accompanying balance sheet records the aids pending allocation to results, classified into short and long term depending on the execution periods of the projects related to them.

Details of the movement in this heading are as follows:

2018

Euros	Opening balance	Additions	Allocation to results	Closing balance
USA cooperation (USAID/O.F.D.A)	3,767,643	28,180,891	(8,649,001)	23,299,533
Other international donors	12,668,182	17,593,081	(13,317,279)	16,943,984
Other European Union Agencies	9,269,356	12,422,162	(6,022,764)	15,668,755
European Commission Humanitarian Aid Office	8,194,280	31,195,001	(26,298,883)	13,090,398
United Nations	4,677,302	19,017,496	(15,073,328)	8,621,470
Spanish Agency for International Development Cooperation (AECID)	2,229,817	7,863,657	(2,349,033)	7,744,441
Companies and other private donors	3,541,485	7,452,469	(3,580,795)	7,413,159
Ministry of Social Affairs (MSPSEI)	6,401,335	1,989,672	(3,306,831)	5,084,177
Swedish cooperation (SIDA)	6,336,491	5,306,389	(7,470,293)	4,172,586
Other Spanish administrations	4,350,525	3,241,542	(3,576,967)	4,015,099
Swiss cooperation (COSUDE)	4,446,902	1,372,460	(2,931,987)	2,887,374
British cooperation (DFID)	592,114	912,055	(248,472)	1,255,697
Exchange differences	(1,842,115)	(364,241)		(2,206,356)
<b>Total</b>	<b>64,633,317</b>	<b>136,182,634</b>	<b>(92,825,634)</b>	<b>107,990,317</b>

Manu Saigado Bravo  
 Traductora  
 Intérprete jurada de inglés  
 Número 5188 MAEC

19-6-19



2017

Euros	Opening balance	Additions	Allocation to results	Closing balance
Other international donors	10,214,289	10,779,875	(8,325,982)	12,668,182
Other European Union Agencies	7,893,808	6,655,178	(5,279,630)	9,269,356
European Commission Humanitarian Aid Office	15,928,252	24,111,645	(31,845,617)	8,194,280
Ministry of Social Affairs (MSPSEI)	7,205,268	1,025,409	(1,829,342)	6,401,335
Swedish cooperation (SIDA)	8,622,019	2,530,626	(4,816,154)	6,336,491
United Nations	1,946,502	22,933,604	(20,202,804)	4,677,302
Swiss cooperation (COSUDE)	1,278,896	5,512,887	(2,344,881)	4,446,902
Other Spanish administrations	1,625,039	5,327,732	(2,602,246)	4,350,525
USA cooperation (USAID/O.F.D.A)	2,961,699	6,954,119	(6,148,175)	3,767,643
Companies and other private donors	1,825,912	4,465,843	(2,750,270)	3,541,485
Spanish Agency for International Development Cooperation (AECID)	4,520,043	727,793	(3,018,019)	2,229,817
British cooperation (DFID)	53,190	662,700	(123,776)	592,114
Exchange differences	1,818,267	(3,660,382)	-	(1,842,115)
<b>Total</b>	<b>65,893,184</b>	<b>88,027,029</b>	<b>(89,286,896)</b>	<b>64,633,317</b>

Details of provisions for the implementation and transfer of grants to non-refundable as at 31 December is as follows:

Euros	2018	2017
2018		
2019		50,341,304
2020	84,498,569	11,621,763
2021	15,266,941	1,831,798
2022	5,624,415	296,040
2023	2,203,774	295,493
<b>Total</b>	<b>107,990,317</b>	<b>64,633,317</b>

Marta Salgado Bravo  
 Traductora  
 Intérprete jurada de inglés  
 Número 5188 MAEC

19-6-19





The distribution of the balances pending application, both by mission and by their direct or indirect realization through related foundations, is as follows:

(euros) Mission	2018	2017
<b>Proprietary Development</b>		
Syria	21,331,041	8,898,561
Mali	12,681,928	10,052,598
Spain, Others	11,920,246	11,655,524
Niger	11,195,813	3,244,392
Lebanon	8,819,180	6,068,497
Central America	6,156,619	3,441,962
Palestine	6,055,405	3,520,897
WARO/Senegal	5,860,804	2,161,050
Mauritania	4,430,172	2,089,931
Colombia	3,883,072	2,263,993
Georgia	3,229,721	1,757,296
Philippines	3,049,437	3,199,548
Gambia	637,050	0
Peru	507,285	863,377
Venezuela	275,683	0
Egypt	176,714	1,507,724
Sudan	68,701	68,701
Turkey	24,823	216,511
Paraguay	0	18,930
<b>Sub-total</b>	<b>100,303,693</b>	<b>61,029,492</b>

(euros) Mission	2018	2017
<b>Carried out through related foundations</b>		
Haiti	3,989,872	9,244
Nigeria	2,048,025	1,452,206
Kenya	1,812,874	2,100,339
Canada	619,361	618,895
Democratic Republic of the Congo	532,416	532,416
Burkina Faso	333,730	0
Chad	305,765	
Cameroon	138,553	0
Nepal	71,598	71,598
Pakistan	32,948	32,948
Bangladesh	4,450	4,450
South Sudan	2,917	623,371
Somalia	473	473
<b>Sub-total (Note 19.1)</b>	<b>9,892,980</b>	<b>5,445,940</b>
Exchange differences	(2,206,356)	(1,842,115)
<b>Total</b>	<b>107,990,317</b>	<b>64,633,317</b>

### 14.3 Debts with credit institutions

As of 31 December 2018, the Foundation had a balance corresponding to credit cards available amounting to 2,708.82 euros, a credit line with Bankia without any amount drawn down, a credit line with Santander without any amount drawn down and a loan with BBVA.

The breakdown of these credit lines as of 31 December 2018 is as follows:

Organization	Limit	Rate	Maturity	Drawn
Santander	2,000,000	1.20%	03/08/2019	
Bankia	4,000,000	1,017%	25/10/2019	
<b>Total</b>	<b>6,000,000</b>			

Marta Salgado Bravo  
Traductora  
Intérprete jurada de inglés  
Número 5188 MAEC  
19-6-19



The breakdown of the loan with BBVA as of 31 December 2018 is as follows:

Organization	Amount	Rate	Maturity	
BBVA	5,000,000	0.95 %	21/06/2019	-
<b>Total</b>	<b>5,000,000</b>			<b>-</b>

The breakdown of this credit line as of 31 December 2017 was as follows:

Organization	Limit	Rate	Maturity	Drawn
Bankia	2,000,000	1,733%	30/06/18	-
<b>Total</b>	<b>2,000,000</b>			<b>-</b>

#### 14.4 Trade and other payables

The composition of this heading as at 31 December is as follows:

(euros)	2018	2017
Payables to group and associate companies (Note 19.1)	9,843,910	4,553,319
Payables to head office	980,849	902,053
Payables to the missions	19,076,044	3,546,623
Staff	281,182	94,158
<b>Total</b>	<b>30,181,985</b>	<b>9,096,153</b>

#### 15. TAX SITUATION

Details of the balances held with Public Administrations as at 31 December are as follows:

(euros)	2018	2017
Other credits with Public Administrations		
VAT	-	641
Deductions and payments on account	925	925
<b>Total</b>	<b>925</b>	<b>1,566</b>
Spanish Treasury, tax payable for deferral of reinvestment (Note 15.2)	363,765	374,708
Current tax liabilities	3,144	3,407
Other debts with Public Administrations	1,018,578	715,679
Personal income tax	414,064	345,140
VAT	72,633	70,610
Social security	344,081	262,856
Others	38,840	37,073
<b>Total</b>	<b>1,236,526</b>	<b>1,093,794</b>

According to the legal provisions in force, tax settlements cannot be considered final until they have been inspected by the tax authorities or the expiration period, currently established at four years, has lapsed. The Foundation has the last four financial years open to inspection for all the taxes that are applicable to it. In the opinion of Board of Trustees Meeting and the Foundation's Annual Accounts Preparation Committee, there are no tax contingencies for significant amounts that could lead, in the event of an inspection, to possible different interpretations of the tax regulations applicable to the operations carried out by the Foundation.

Marta Salgado Bravo  
Traductora  
Intérprete jurada de inglés  
Número 5188 MAEC

19-6-19



## 15.1 Calculation of Corporation Tax

The reconciliation between the net value of income and expenses for the year and the tax base (tax result) of Corporation Tax is as follows:

(euros)	2018	2017
<b>Surplus before tax</b>	<b>145,103</b>	<b>954,939</b>
Total earnings (art. 8.2 Law 49/2002)	110,464,769	104,771,553
Total expenses (arts. 6 and 7.7 Law 49/2002) (Note 17.2.1)	110,319,666	103,816,614
<b>Taxable income and expense for tax on profits</b>		
Reversal of income qualifying for deferral of reinvestment	109,432	109,432
<b>Taxable income</b>	<b>109,432</b>	<b>109,432</b>
Rate (10%)	10,944	10,944
Deductions and payments on account	(7,800)	(7,537)
<b>Corporation Tax to be paid / (refunded)</b>	<b>3,144</b>	<b>3,407</b>

The Foundation has availed itself of the Special Tax System provided for in Heading II of Law 49/2002, of 23 December, on the tax system of non-profit institutions and on tax incentives for patronage.

To be specific, and as regards Corporation Tax, all the revenues obtained by the Foundation during the year are exempt, since they stem from those included in article 6 of Law 49/2002. The economic operations carried out in the year are also exempt, since they are carried out in compliance with its purpose and specific aim, in the terms established in article 7 of the aforesaid Law 49/2002.

The permanent differences that mean a decrease in the tax base correspond to income from grants and activities which, pursuant to the provisions of the above-mentioned Law 49/2002 on the tax system of non-profit institutions, would be exempt from taxation.

The permanent differences that mean an increase in the tax base correspond to all of the common expenses attributable to activities that are both directly and indirectly exempt, pursuant to the provisions of article 8.2 of Law 49/2002.

In accordance with article 28.4 of the Consolidated Text of the Spanish Law on Corporation Tax, entities to which the tax system established in Law 49/2002 is applicable are taxed at the rate of 10%.

## 15.2 Spanish Treasury, tax payable for deferral of reinvestment

The Luis Vives Foundation acquired the property and land situated at c/ Arapiles, no. 14, in 2002. Later, in 2004, it acquired a property situated at c/ Doctor Zamenhoff, no. 36.

These acquisitions were considered to be reinvestments of part of the proceeds from property sales carried out in financial years 2000 and 2001, in which profits that were not subject to Corporation Tax were obtained.

In 2002, the Luis Vives Foundation availed itself of the reinvestment deferral system, proceeding to reinstate the deferred income in accordance with the provisions of article 21.3 of Law 43/1995 on Corporation Tax, and so the value of the income will, as from the Corporation Tax return for 2002, be incorporated into the taxable income in equal parts in the tax periods ended in the following seven financial years in the case of the land value of the purchased properties (non-depreciable asset) or, in the case of the value of the building (depreciable asset), in the tax periods during which the equity items in which the reinvestment is made are depreciated.

The amount recorded as deferred tax liabilities will be included in the Corporation Tax return for the years following financial year 2002. The movement during 2018 was as follows:

Marta Salgado Bravo  
Traductora  
Intérprete jurada de inglés  
Número 5188 MAEC  
19-6-19 31



(euros)	Opening balance	Applications	Closing balance
Spanish Treasury, tax payable for deferral of reinvestment	374,708	(10,943)	363,765
<b>Total</b>	<b>374,708</b>	<b>(10,943)</b>	<b>363,765</b>

The movement during 2017 was as follows:

(euros)	Opening balance	Applications	Closing balance
Spanish Treasury, tax payable for deferral of reinvestment	385,652	(10,944)	374,708
<b>Total</b>	<b>385,652</b>	<b>(10,944)</b>	<b>374,708</b>

## 16. INCOME AND EXPENSES

### 16.1 Income of the organization from non-profit activities

The distribution of income from non-profit activities, by activity categories, is as follows:

(euros)	2018	2017
Grants, donations and bequests allocated to the surplus for the year	92,695,965	89,147,339
Fees received from users and members	11,193,737	10,322,071
Income from promotions, sponsors and collaborators	4,074,514	3,424,847
Services provided	102,532	-
<b>Total</b>	<b>108,066,748</b>	<b>102,894,257</b>

The distribution of income from "Grants, donations and bequests", both by geographical areas and by their direct or indirect realization through related foundations, allocated in the year is as follows:

2018

	ECHO*	United Nations	Other International donors	USAID / O.F.D.A	SIDA	Other EU Org.	Companies and private donors	Other Spanish Public Administrations	Min. Social Affairs	COSEDE	AECID**	General Total
<b>Carried out by the Foundation</b>												
Nigeria	4,199,264	2,504,663	2,684,493	917,938	638,225	17,912	-	166,575	-	725,811	-	11,688,306
Mali	1,863,224	810,127	1,235,488	1,723,910	3,570,121	587,506	1,119,599	13,981	-	303,391	-	11,379,941
Lebanon	4,504,142	4,635,519	381,254	-	187,199	1,207,831	-	85,382	-	-	7,762	10,937,686
SYRIA	505,300	2,852,718	2,598,245	1,701,138	1,222,715	-	-	528,992	-	1,318,510	137,522	10,421,532
Palestine	3,367,217	851,608	1,207,570	-	190,970	4,259	-	1,923,567	-	-	1,145,511	7,296,128
Spain, Others	-	37,200	-	4,788	-	549,998	1,017,479	9,151	3,306,831	-	169,278	7,009,140
Mauritania	2,956,218	1,286,870	648,800	1,034,841	477,906	372,383	82,515	4,267	-	-	-	6,868,684
Philippines	945,432	289,437	159,473	1,255,812	709,916	131,717	377,975	102,412	-	-	509,270	4,383,300
Colombia	213,774	1,004,711	493,9	645,967	335,732	184,823	251,585	241,989	-	584,275	-	3,817,236
Senegal	847,202	59,625	698,451	1,217,999	-	131,614	39,030	33,293	-	-	195,330	3,431,241
Guatemala	657,532	156,709	647,096	-	-	950,970	106,737	-	-	-	91,919	2,644,255
Georgia	-	328,859	558,761	-	-	753,674	-	-	-	-	-	1,641,294
Egypt	-	-	368,830	-	-	961,731	28,322	-	-	-	-	1,358,883
WARO	199,440	81,452	465,840	146,607	-	5,186	363,787	190,854	-	-	-	1,262,312
Peru	-	-	-	-	2,016	-	168,831	-	-	-	-	361,702
Malawi	-	173,420	-	-	43,786	-	-	108,908	-	-	-32,311	184,894
Nicaragua	-	-	-	-	-	13,768	24,934	151,165	-	-	25,694	173,304
Turkey	-	-	-	-	-	-	-	-	-	-	-	151,165
Venezuela	-	-	-	-	91,709	-	-	-	-	-	-	122,801
Gambia	-	-	-	-	-	112,950	-	-	-	-	-	112,950
Guinea	-	-	-	-	-	-	-	-	-	-	-4,146	-4,146
Bolivia	-	-	-	-	-	-	-	-	-	-	-4,273	-4,273
<b>Sub-total</b>	<b>20,258,745</b>	<b>15,072,919</b>	<b>12,148,260</b>	<b>8,649,001</b>	<b>7,470,293</b>	<b>5,986,321</b>	<b>3,580,795</b>	<b>3,560,538</b>	<b>3,306,831</b>	<b>2,931,967</b>	<b>2,272,547</b>	<b>85,238,235</b>

Marta Salgado Bravo  
Traductora  
Intérprete jurada de inglés  
Número 5188 MAEC

19-6-19





	ECHO*	United Nations	Other International donors	USAID / O.F.D.A	SIDA	Other EU Org.	Companies and private donors	Other Spanish Public Administrations	Min. Social Affairs	COSUDE	AECID**	Total general (Note 19.1)
<b>Carried out through related foundations</b>												
Kenya	2,278,015	-	2,278,015	-	-	-	-	-	-	-	-	2,587,466
Nigeria	2,422,297	-	2,422,297	-	-	-	-	-	-	-	-	2,422,297
Haiti	719,372	-	719,372	-	-	-	-	-	-	-	-	719,372
South Sudan	620,454	-	620,454	-	-	-	-	-	-	-	-	620,454
Cameroon	-	-	-	-	-	-	-	-	-	-	-	479,564
Chad	-	-	-	-	-	-	-	-	-	-	-	312,352
Burkina Faso	-	-	-	-	-	-	-	-	-	-	-	284,387
Canada	-	-	-	-	-	-	-	-	-	-	-	31,738
<b>Sub-total</b>	<b>6,040,138</b>		<b>1,417,491</b>									<b>7,457,629</b>
<b>Total</b>	<b>26,298,883</b>	<b>15,072,919</b>	<b>13,565,751</b>	<b>8,648,001</b>	<b>7,470,293</b>	<b>5,986,321</b>	<b>3,580,795</b>	<b>3,560,536</b>	<b>3,306,831</b>	<b>2,931,987</b>	<b>2,272,647</b>	<b>92,695,965</b>

\* European Commission Humanitarian Aid Office

\*\* Spanish Agency for International Development Cooperation.

2017

	AECID**	ECHO*	Companies and private donors	United Nations	Other Spanish Public Administrations	Other International donors	Other EU Org.	USAID / O.F.D.A	SIDA	Total general
<b>Carried out by the Foundation</b>										
Niger	-	5,613,896	-	1,636,096	-	1,901,684	461,377	1,057,357	523,507	11,193,917
Mali	77,442	3,720,209	299,744	1,295,371	242,835	734,544	725,757	1,360,352	2,513,202	10,969,456
Lebanon	-	919,876	-	6,827,620	148,969	584,792	2,305,619	-	-	10,786,876
Mauritania	(10,128)	3,437,619	498,188	1,408,871	63,894	45,299	106,347	1,407,505	-	6,957,595
Malawi	-	-	322,027	5,095,705	-	-	-	-	634,957	6,052,689
SYRIA	479,413	838,430	-	1,497,596	83,732	823,380	933,799	1,164,284	189,114	6,009,748
Palestine	1,116,721	3,091,157	-	797,152	199,322	726,425	2,191	-	-	5,932,968
Spain	(47,985)	(184)	863,998	43,836	3,222,620	-	130,278	-	-	4,212,563
Philippines	533,247	1,606,297	113,810	726,359	(27,253)	413,124	44,505	393,385	384,452	4,187,916
Colombia	228,655	515,789	250,452	240,949	4,281	753,679	571,062	5,367	204,711	2,774,945
Senegal	229,151	1,256,614	40,284	-	172,581	28,132	362,485	-	-	2,089,247
Peru	115,165	-	155,260	355,724	-	281,345	69,334	225,024	366,210	1,568,062
Guatemala	-	461,823	9,356	156,407	-	620,276	279,485	-	-	1,527,347
WARO	-	378,423	110,978	-	-	209,957	10,174	530,581	-	1,240,113
Georgia	-	-	-	107,119	-	16,591	967,630	-	-	1,091,340
Egypt	-	-	-	-	-	638,848	430,499	-	-	1,069,347
Nicaragua	-	-	23,725	-	141,771	-	-	-	-	165,496
Spanish missions	226,922	-	8,622	-	-	-	-	-	-	235,544
Bolivia	-	-	39,727	11,137	149,212	-	-	-	-	200,076
<b>Sub-total</b>	<b>2,948,603</b>	<b>21,839,939</b>	<b>2,736,171</b>	<b>20,199,942</b>	<b>4,401,964</b>	<b>7,776,076</b>	<b>7,400,542</b>	<b>6,143,855</b>	<b>4,816,163</b>	<b>78,265,245</b>

	AECID**	ECHO*	Companies and private donors	United Nations	Other Spanish Public Administrations	Other International donors	Other EU Org.	USAID / O.F.D.A	SIDA	Total general (Note 19.1)
<b>Carried out through related foundations</b>										
Nigeria	-	3,582,970	-	-	-	-	-	-	-	3,582,970
Democratic Republic of the Congo	-	2,650,171	-	-	-	-	-	-	-	2,650,171
Haiti	-	2,500,000	9,000	-	-	-	-	-	-	2,509,000
South Sudan	-	949,660	-	-	-	-	-	-	-	949,660
Kenya	26,791	-	-	-	-	348,457	328,604	-	-	703,852
PAKISTAN	-	286,992	-	-	-	-	-	-	-	286,992
Canada	-	-	-	-	-	199,449	-	-	-	199,449
<b>Sub-total</b>	<b>26,791</b>	<b>9,969,793</b>	<b>9,000</b>			<b>547,906</b>	<b>328,604</b>			<b>10,882,094</b>
<b>Total</b>	<b>2,975,394</b>	<b>31,809,732</b>	<b>2,745,171</b>	<b>20,199,942</b>	<b>4,401,964</b>	<b>8,325,982</b>	<b>7,729,146</b>	<b>6,143,855</b>	<b>4,816,163</b>	<b>89,147,339</b>

\* European Commission Humanitarian Aid Office

\*\* Spanish Agency for International Development Cooperation.

"Fees received from users and members" correspond to income from the fees paid in periodically in favour of the Foundation by its members.

"Income from promotions, sponsors and collaborators" corresponds mainly to income received from promotional activities and allocated to covering the expenses necessary for development of the Foundation.

Marta Salgado Bravo  
Traductora  
Número 5188 MAEC  
19-6-19



## 16.2 Monetary aids

The balance of this heading corresponds to the value of cash benefits granted to other entities and carried out in fulfilment of the Foundation's non-profit activities. The actions associated with these aids are carried out entirely at the missions.

(euros)	2018	2017
Consortiums. International NGOs	3,043,837	1,126,664
Interco subcontracts (ACFIN)	7,457,629	10,855,303
Cash aid to beneficiaries	9,047,017	3,615,556
<b>Total</b>	<b>19,548,483</b>	<b>15,597,523</b>

## 16.3 Supplies

The composition of this heading in the income statement, which corresponds wholly to Missions, is presented below:

(euros)	2018	2017
<b>Consumption of raw materials</b>	<b>21,460,292</b>	<b>22,573,420</b>
Fuel	1,107,574	1,068,688
Building materials and tools	3,674,463	1,760,165
Agricultural and livestock products	1,473,528	1,328,134
Nutrition and health products	1,515,157	1,784,442
Water and sanitation products	10,056,405	7,843,167
Tangible assets (Note 4.2)	727,137	612,702
Other supplies	2,906,028	8,176,122
<b>Services provided by other companies</b>	<b>6,900,185</b>	<b>7,904,121</b>
Local Counterparties	6,900,185	7,904,121
<b>Total</b>	<b>28,360,477</b>	<b>30,477,541</b>

## 16.4 Other income from the activity

This mainly includes the income from the offices rented out to third parties (c/ Arapiles building, c/ Dr. Zamenhoff building, Plaza Oriente office and the flat in C/ Cervantes (Madrid), (see note 7.1).

Details of these revenues during 2018 and 2017 were as follows:

(euros)	2018	2017
Building at c/ Arapiles, (Madrid)	920,274	694,231
Building at c/ Dr. Zamenhoff, (Madrid)	274,216	306,526
Flat at Plaza Oriente 7 bajo (Madrid)	21,473	23,821
Flat in c/ Cervantes (Madrid)	523	518
Rental of garages	3,755	-
<b>Total (Note 7.1)</b>	<b>1,220,239</b>	<b>1,025,096</b>

Furthermore, under the other income section, 2017 and 2018 also includes income from re-invoicing the cost of staff hired by the Foundation working in missions that belong to other Foundations linked to the international network.

Marta Salgado Bravo  
Traductora  
Intérprete jurada de inglés  
Número 5188 MAEC

19-6-19



## 16.5 Staff costs

Details of staff costs are as follows:

(euros)	2018	2017
Wages, salaries and similar items		
Wages and salaries at head office	8,702,934	6,464,688
Wages and salaries at the missions	21,027,714	20,474,527
Indemnities (severance)	1,137	-
	<b>29,731,785</b>	<b>26,939,215</b>
Welfare charges		
Social security	3,064,536	2,441,923
Other welfare charges	512,519	398,700
	<b>3,577,056</b>	<b>2,840,623</b>
<b>Total</b>	<b>33,308,841</b>	<b>29,779,838</b>

## 16.6 External services

Details of external services are as follows:

2018

(euros)	Head Office	Missions	Total
Leases and rents (Note 6.5)	496,927	3,067,893	3,564,820
Training	634,684	1,499,619	2,134,303
Other services	420,973	1,882,283	2,303,256
Insurance premiums	135,779	678,144	813,923
Advertising, propaganda and public relations	6,470,884	440,539	6,911,422
Repairs	58,693	638,637	697,330
Banking and similar services	49,184	132,226	181,410
Independent professional services	425,962	1,776,704	2,202,666
Supplies	276,458	1,088,842	1,365,299
Transport and freight	7,550	435,704	443,254
Travel and other expenses	1,945,538	3,837,898	5,783,437
<b>General Total</b>	<b>10,922,631</b>	<b>15,478,488</b>	<b>26,401,120</b>

2017

(euros)	Head Office	Missions	Total
Leases and rents (Note 6.5)	551,671	3,310,686	3,862,357
Training	438,625	1,472,834	1,911,459
Other services	397,974	1,777,782	2,175,757
Insurance premiums	40,551	820,490	861,042
Advertising, propaganda and public relations	5,396,350	680,713	6,077,063
Repairs	60,128	1,245,626	1,305,755
Banking and similar services	24,730	116,585	141,315
Independent professional services	348,455	1,914,424	2,262,879
Supplies	255,373	984,595	1,239,968
Transport and freight	49,354	945,927	995,281
Travel and other expenses	1,227,720	3,415,548	4,643,268
<b>General Total</b>	<b>8,790,931</b>	<b>16,665,210</b>	<b>25,456,144</b>

Marta Salgado Bravo  
 Traductora  
 Intérprete jurada de inglés  
 Número 5188 MAEC  
 19-6-19



## 16.7 Amortization/depreciation of fixed assets

Details of amortizations/depreciations are as follows:

(euros)	2018	2017
Tangible assets (Note 6)	(399,278)	(279,577)
Investment properties (Note 7)	(338,713)	(334,520)
<b>Total</b>	<b>(737,991)</b>	<b>(614,097)</b>

## 16.8 Exchange differences

Details of exchange differences are as follows:

(euros)	2018	2017
Positive differences	2,042,332	-
Negative differences	(3,292,122)	(510,981)
<b>Total</b>	<b>(1,249,790)</b>	<b>(510,981)</b>

The main variations in the exchange rate in 2018 correspond to fluctuations in the Syrian pound and pound sterling (Syrian pound and pound sterling in 2017).

## 16.9 Sale of real estate investments

During the 2018 financial year, the Foundation sold, with the due authorisation of the Protectorate, an urban plot of land in Santiago de Villarubia in the Municipality of Toledo, as well as a plot of land in Chinchón. Both plots of land came from an endowment of Fundación Benéfica María de las Mercedes Patiño y Juez Sarmiento, absorbed by Fundación Luis Vives in 1996, which in turn merged with Fundación Acción contra el Hambre in 2012. The revenue obtained was 86 thousand euros, of which somewhat over 85 thousand euros corresponded to earnings and the remaining to derecognition of investment property. Subject to due approval by the Board of Trustees, the rights that replace the assets sold were conserved in the founding endowment and the capital gains generated of 85 thousand euros were also included in the endowment (Note 7.2).

No investment property was sold in the 2017 financial year.

## 17. ACTIVITY OF THE ORGANIZATION. APPLICATION OF ASSET ITEMS TO THE FOUNDATION'S NON-PROFIT AIMS ADMINISTRATIVE COSTS

### 17.1 Activity of the organisation

#### I. Activities carried out

##### ACTIVITY 1

##### A) Identification

Name of the activity:	International cooperation projects
Type of activity:	Its own
Identification of the activity by sectors:	D01
Place where the activity is carried out:	Spain and international, among others: Niger, Mali, Mauritania, Lebanon, Syria, OPT, Egypt, Georgia, Philippines, Peru, Colombia, Guatemala, Nicaragua, Sudan, Gambia.

Marta Salgado Bravo  
Traductora  
Intérprete jurada de inglés  
Número 5188 MAEC

19-6-19

Detailed description of the activity carried out





Acción Contra el Hambre has headquarters and official representation offices in the above-mentioned countries, in which non-profit activities are carried out through cooperation projects that focus mainly on activities regarding water supply and sanitation, nutrition, health, food safety, preparation for dealing with disasters and emergency response. The financial resources for carrying out the projects come mostly from public grants conferred through open calls.

Detailed information about the different activities is recorded in the activity audits and reports which are published annually. The forecast activities plan estimated the performance of approximately 360 contracts during 2018; 170 contracts in the Africa region, 40 in America and 150 in Eurasia.

#### B) Human resources employed in the activity

Rate	Number		No. hours / year	
	Forecast	Carried out	Forecast	Carried out
Salaried staff	1,700	1,637	2,975,000	2,864,750
Staff with service contract	35	-	5,950	-
Volunteer staff	55	14	44,000	11,200

#### C) Beneficiaries or users of the activity

Rate	Number	
	Forecast	Carried out
Natural persons	5.500.000	5.710.017
Legal persons	100	-
Projects with no quantification of beneficiaries	-	-

#### D) Financial resources employed in the activity

Expenditure / Investments	(euros)	
	Forecast	Carried out
Aid and other expenses	90,925,000	91,876,055
Amortization of fixed assets	75,000	291,681
<b>TOTAL</b>	<b>91,000,000</b>	<b>92,167,736</b>

### ACTIVITY 2

#### A) Identification

Name of the activity:	Assistance and social inclusion projects.
Type of activity:	Its own
Identification of the activity by sectors:	A01
Place where the activity is carried out:	Spain and internationally.

#### Detailed description of the activity carried out

To provide support, advice and technical assistance to foundations and organisations whose primary activity is social action, as well as to attend to social problems experienced by individuals.

Likewise, we provide support, advice, training and the implementation of any other assistance mechanism that is necessary for the social and labour market inclusion of individuals who are at risk of exclusion or directly in a situation of social exclusion, paying particular attention to immigrants, women who are the victims of gender-based violence or with family responsibilities, unemployed people - especially those who are long-term unemployed - and young people with particular difficulties in accessing the labour market. We will develop programmes for improving employability, whether employed or self-employed, professional training, employment and/or business orientation, promotion of the social economy, promotion of gender equality and the fight against discrimination based on race, gender, sexual identity, religion or ideology.

Marta Salgado Bravo  
Traductora  
Intérprete jurada de inglés  
Número 5188 MAEC

19-6-19



B) Human resources employed in the activity

Rate	Number		No. hours / year	
	Forecast	Carried out	Forecast	Carried out
Salaried staff	150	164	262,500	287,000
Staff with service contract	-	-	-	-
Volunteer staff	15	99	12,000	79,200

C) Beneficiaries or users of the activity

Rate	Number	
	Forecast	Carried out
Natural persons	3.000	6.279
Legal persons	-	-
Projects with no quantification of beneficiaries	-	-

D) Financial resources employed in the activity

Expenditure / Investments	{euros}	
	Forecast	Carried out
Aid and other expenses	7,140,000	6,913,250
Amortization of fixed assets	10,000	51,952
<b>TOTAL</b>	<b>7,150,000</b>	<b>6,965,202</b>

ACTIVITY 3

A) Identification

Name of the activity:	R&D and Training
Type of activity:	Identification.
Identification of the activity by sectors:	A01
Place where the activity is carried out:	Spain and internationally.

Detailed description of the activity carried out

Training beneficiaries as well as salaried staff, members and volunteers in areas focused on fulfilling the foundation's purpose. We likewise develop research and development activities to fight against hunger and promote the social and labour inclusion of people at risk of social exclusion.

B) Human resources employed in the activity

Rate	Number		No. hours / year	
	Forecast	Carried out	Forecast	Carried out
Salaried staff	20	25	35,000	43,750
Staff with service contract	-	-	-	-
Volunteer staff	6	8	4,800	6,400

C) Beneficiaries or users of the activity

Rate	Number	
	Forecast	Carried out
Natural persons	20,000	3,312
Legal persons	-	23
Projects with no quantification of beneficiaries	-	6
		38

Marta Salgado Bravo  
 Traductora  
 Intérprete jurada de Inglés  
 Número 5188 MAEC



D) Financial resources employed in the activity

Expenditure / Investments	(euros)	
	Forecast	Carried out
Aid and other expenses	1,340,000	1,033,315
Amortization of fixed assets	10,000	3,019
<b>TOTAL</b>	<b>1,350,000</b>	<b>1,036,334</b>

**ACTIVITY 4**

A) Identification

Name of the activity	Communication and Fundraising.
Type of activity*	Commercial Activity
Activity ID by sector **	Z01
Place where the activity is carried out	Spain and internationally.

Detailed description of the activity carried out

Communicating and raising awareness on the Foundation's objectives, mainly concerning issues relating to the fight against hunger as well as the social and labour inclusion of people at risk of social exclusion. Likewise, we develop fundraising activities to obtain funds to help us fulfil our purposes.

B) Human resources employed in the activity

Rate	Number		No. hours / year	
	Forecast	Carried out	Forecast	Carried out
Salaried staff	35	31	61,250	54,250
Staff with service contract	-	-	-	-
Volunteer staff	8	-	6,400	-

C) Beneficiaries or users of the activity

Not applicable.

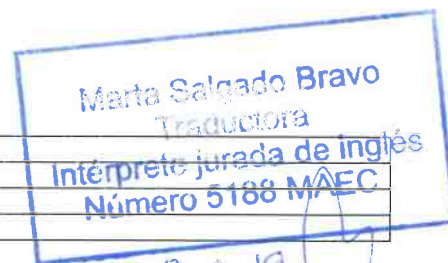
D) Financial resources employed in the activity

Expenditure / Investments	(euros)	
	Forecast	Carried out
Aid and other expenses	8,195,000	7,830,285
Amortization of fixed assets	5,000	25,313
<b>TOTAL</b>	<b>8,200,000</b>	<b>7,855,597</b>

**ACTIVITY 5**

A) Identification

Name of the activity:	Property rentals
Type of activity:	Commercial Activity
Identification of the activity by sectors:	Z01
Place where the activity is carried out:	Spain



Detailed description of the activity carried out

Rental of properties and other funding operations.



B) Human resources employed in the activity

Rate	Number		No. hours / year	
	Forecast	Carried out	Forecast	Carried out
Salaried staff		1	1,750	1,750
Staff with service contract	-	-	-	-
Volunteer staff	-	-	-	-

C) Beneficiaries or users of the activity

Not applicable.

D) Financial resources employed in the activity

Expenditure / Investments	(euros)	
	Forecast	Carried out
Aid and other expenses	200,000	257,640
Amortization of fixed assets	400,000	358,568
<b>TOTAL</b>	<b>600,000</b>	<b>616,208</b>

II. Total financial resources employed by the organization

2018

Expenditure / Investments	Activity 1	Act 2	Act 3	Act 4	Act 5	Without Alloc.	TOTAL
Aid and other expenses	91,876,055	6,913,250	1,033,315	7,830,285	257,640	1,671,130	109,581,675
Amort. of fixed assets	291,681	51,952	3,019	25,313	358,568	7,458	737,991
<b>TOTAL RESOURCES EMPLOYED</b>	<b>92,167,736</b>	<b>6,965,202</b>	<b>1,036,334</b>	<b>7,855,597</b>	<b>616,208</b>	<b>1,678,589</b>	<b>110,310,666</b>

III. Total financial resources obtained by the organization

A. Income obtained by the organization

Income	Forecast	Carried out
Sales and provision of services from non-profit activity	150,000	85,022
Sales and other income from commercial activities	1,200,000	1,301,341
Grants and other funds relating to specific projects	79,475,000	90,100,748
Private contributions	30,175,000	18,977,658
<b>TOTAL INCOME OBTAINED</b>	<b>111,000,000</b>	<b>110,464,769</b>

B. Other financial resources obtained by the organization

OTHER RESOURCES	Forecast	Carried out
Debts incurred	-	5.000.000
Other financial obligations undertaken	-	-
<b>TOTAL OTHER RESOURCES OBTAINED</b>	<b>-</b>	<b>5.000.000</b>

IV. Collaboration agreements held with other organisations

Acción contra el Hambre works with a multitude of organisations in the sphere of its foundational aim, these agreements always having a scope that is limited in time for achieving a specific objective.

International and national project partners alike can be public or private donors, sponsors, suppliers or

Marta Salgado Bravo  
 interprete de inglés  
 Número 5188 MAEC  
 1a-6-19





counterparties. The counterparties may be companies, foundations, international or local NGOs in the countries of operation.

The other 4 organisations that form part of ACF International are an exception to the description given above. They are legally independent but share the same foundational aim as this Foundation, which holds longer term Collaboration Agreements with them.

## V. Differences between the plan of action and data collected

For 2018, the Foundation had a budgetary target of 111,000 thousand euros of income, not including financial income, with a surplus of 1,200 thousand euros. At the end of 2018, the volume was 110,457 thousand euros, not including financial income, with a surplus of 145 thousand euros. With the main variables reasonably in line with what was budgeted, the lower surplus compared to what was planned, due to the need for greater investment required by our projects, stands out.

### 17.2. APPLICATION OF ASSET ITEMS TO THE FOUNDATION'S NON-PROFIT AIMS

The net margin amounts to 145 euros, which is due to the increased volume of activity and expenditure control within the established annual budgetary framework. The proposal for the funds is as follows:

It is proposed that the year's net margin from ordinary operations should be added to voluntary reserves, pending appropriate approval, if applicable, from the Board of Trustees.

Furthermore, it is proposed that the foundation endowment be increased by the capital gains from the sale of real estate investments that were part of the endowment, pending appropriate approval, if applicable, from the Board of Trustees.

#### 17.2.1. Allocation of profit and income

Financial year	Accounting result	Adjustments (+) to the accounting result			Adjustments (-) to the accounting result	Minimum resources to be allocated to purpose compliance in the financial year	Agreement by the Board on the distribution of profit for the financial year		
		Allocations for amortisation and provisions. Fixed assets affected by activities	Non-profit activity expenses (direct and indirect) not including amortisation or provisions	Total non-deductible expenses			To purposes Amount	To endowment Amount	To reserves Amount
2014	1,227,143	496,994	92,053,231	92,550,225	0	93,777,368	0	0	1,227,143
2015	2,627,490	552,707	84,277,833	84,830,540	286,349	87,171,681	0	286,349	2,341,141
2016	653,066	525,571	86,928,589	87,454,160	317,541	87,789,685	0	317,541	335,525
2017	954,939	614,097	103,202,680	103,816,614	0	104,771,553	0	0	954,939
2018	145,103	737,991	109,581,675	110,319,666	0	110,464,769	Pending Board meeting		

Marta Salgado Bravo  
 Traductora  
 Intérprete jurada de inglés  
 Número 5188 MAEC  
 19-6-19



ADMINISTRATION EXPENSES						
Financial year	Alternative limits		Expenses directly caused by estate management	Expenses that the trustees have the right to realise	TOTAL ADMINISTRATION EXPENSES	Surplus or shortfall of expenses in relation to the limit chosen
	5% of Equity	20% of the adjusted accounting result				
2014	1,219,106	18,755,474	0	0	0	0
2015	1,350,481	17,434,336	0	0	0	0
2016	1,382,280	20,954,343	0	0	0	0
2017	1,430,027	20,751,755	0	0	0	0
2018	1,437,319	22,092,954	0	0	0	0

RESOURCES ALLOCATED IN THE FINANCIAL YEAR TO PURPOSE COMPLIANCE				
Financial year	Non-profit activity expenses accrued in the financial year (*)	Investments made in non-profit activity in the financial year	Total resources allocated in the financial year	Minimum resources to be allocated to purpose compliance in the financial year
2014	92,053,231	298,531	92,351,762	93,777,368
2015	84,277,833	310,682	84,588,515	87,171,681
2016	87,449,712	267,927	87,717,639	88,310,807
2017	103,202,680	567,827	103,770,507	104,771,717
2018	109,581,675	640,734	110,222,409	110,464,769

(\*) Direct and indirect expenses, not including amortisation or provisions for fixed assets.

Financial year	RESOURCES ALLOCATED TO PURPOSE COMPLIANCE					Total resources allocated to purposes charged to each financial year		To be allocated to purpose compliance, as agreed by the Board	Pending allocation to purposes in each financial year
	2014	2015	2016	2017	2018	Amount	%		
	2014	2015	2016	2017	2018				
2014	92,351,762					92,351,762	98.48%	0.00	0.00
2015		84,588,515				84,588,515	97.04%	0.00	0.00
2016			87,717,639			87,717,639	99.33%	0.00	0.00
2017				103,770,507		103,768,148	99.04%	0.00	0.00
2018					110,222,409	110,222,409	99.78%	0.00	0.00
<b>TOTAL</b>	<b>92,351,762</b>	<b>84,588,515</b>	<b>87,717,639</b>	<b>103,770,507</b>	<b>110,222,409</b>	<b>478,648,472</b>	<b>98.79%</b>	<b>0.00</b>	<b>0.00</b>

Financial year	RESOURCES ALLOCATED TO FOUNDING ENDOWMENT					Total resources allocated to purposes charged to each financial year	To be allocated to founding endowment	Pending allocation to endowment
	2014	2015	2016	2017	2018			
2014	0					0	0	0
2015		286,349				286,349	286,349	0
2016			317,541			317,541	317,541	0
2017				0		0	0	0
2018					0			0
<b>TOTAL</b>	<b>0</b>	<b>286,349</b>	<b>317,541</b>	<b>0</b>	<b>0</b>	<b>603,890</b>	<b>603,890</b>	<b>0</b>

Marta Salgado Bravo  
 Traductora  
 Intérprete jurada de inglés  
 Número 5188 MAEC

19-6-19 42



17.2.2 Investments made in compliance with the Foundation's mission

Nº	Description	Date	Acq. value.	PR	Financing		Recognised as compliance of purposes		
					Grant	PTMO	Until 2009	in 2016	Pending
2556	EDITRAN. Software gestión movimientos de bancos	02/11/2017	5.296	5.596					5.596
2604	ESMD00884 Proyecto RIVERBED	30/05/2018	71.414	71.414					71.414
2605	ESMD00899 TABLET SURFACE	04/01/2018	1.828	1.828					1.828
2606	ESMD00897 PORTATIL HP S/N: 5CD7501BZW + ESMD00907.1 PANTALLA ET39H03887019	12/01/2018	775	775					775
2607	ESMD00897 PORTATIL HP S/N: 5CD7501BZZ	12/01/2018	680	680					680
2608	ESMD00897 PORTATIL HP S/N: 5CD7501C38	12/01/2018	680	680					680
2609	ESMD00897 PORTATIL HP S/N: 5CD7501C37	12/01/2018	680	680					680
2610	ESMD00897 PORTATIL HP S/N: 5CD7501C1X	12/01/2018	680	680					680
2611	ESMD00897 PORTATIL HP S/N: 5CD7501C30	12/01/2018	680	680					680
2612	ESMD00897 PORTATIL HP S/N: 5CD7501BZR + ESMD00907.1 PANTALLA ET39H03659019	15/01/2018	775	775					775
2613	ESMD00897 PORTATIL HP S/N: 5CD7501C02	15/01/2018	680	680					680
2614	ESMD00897 PORTATIL HP S/N: 5CD7501BZH	16/01/2018	680	680					680
2615	ESMD00897 PORTATIL HP S/N: 5CD7501C14 + ESMD00907.1 PANTALLA ET39H03629019	19/01/2018	775	775					775
2616	ESMD00897 PORTATIL HP S/N: 5CD7501C2L	19/01/2018	680	680					680
2617	ESMD00897 PORTATIL HP S/N: 5CD7501C17	19/01/2018	680	680					680
2618	ESMD00897 PORTATIL HP S/N: 5CD7501C04 + ESMD00907.1 PANTALLA ET39H3632019	19/01/2018	775	775					775
2619	ESMD00897 PORTATIL HP S/N: 5CD7501BZ6	19/01/2018	680	680					680
2620	ESMD00897 PORTATIL HP S/N: 5CD7501C00 + ESMD00907.1 PANTALLA ET39H03643019	19/01/2018	775	775					775
2621	ESMD00897 PORTATIL HP S/N: 5CD7501C2D	22/01/2018	680	680					680
2622	ESMD00897 PORTATIL HP S/N: 5CD7501BZC	22/01/2018	680	680					680
2623	ESMD00897 PORTATIL HP S/N: 5CD7501BZJ + ESMD00907.1 PANTALLA ET39H03619019	24/01/2018	775	775					775
2624	ESMD00897 PORTATIL HP S/N: 5CD7501C1 + ESMD00907.1 PANTALLA ET39H03639019	29/01/2018	775	775					775
2625	ESMD00897 PORTATIL HP S/N: 5CD7501C1L + ESMD00907.1 PANTALLA ET39H03927019	08/02/2018	775	775					775
2626	ESMD00897 PORTATIL HP S/N: 5CD7501C2N + ESMD00907.1 PANTALLA ET88H02865019	08/02/2018	775	775					775
2627	ESMD00897 PORTATIL HP S/N: 5CD7501BZ9	08/02/2018	680	680					680
2628	ESMD00897 PORTATIL HP S/N: 5CD7501C21	08/02/2018	680	680					680
2629	ESMD00897 PORTATIL HP S/N: 5CD7501BZ5	12/02/2018	680	690					680
2630	ESMD00897 PORTATIL HP S/N: 5CD7501C2T + ESMD00907.1 PANTALLA ET88H02890019	14/02/2018	775	775					775
2631	ESMD00897 PORTATIL HP S/N: 5CD7501BZD	15/02/2018	680	680					680
2632	ESMD00897 PORTATIL HP S/N: 5CD7501C34 + ESMD00907.1 PANTALLA ET88H02950019	16/02/2018	775	775					775
2633	ESMD00897 PORTATIL HP S/N: 5CD7501C1T + ESMD00907.1 PANTALLA ET88H02928019	16/02/2018	775	775					775
2634	ESMD00897 PORTATIL HP S/N: 5CD7501C36	19/02/2018	680	680					680
2635	ESMD00897 PORTATIL HP S/N: 5CD7501C0WJ + ESMD00940.3 ET4CH02839019	19/02/2018	776	776					776
2636	ESMD00897 PORTATIL HP S/N: 5CD7501C27	20/02/2018	680	680					680
2637	ESMD00897 PORTATIL HP S/N: 5CD7501C2F	21/02/2018	680	680					680

Marta Salgado Bravo  
 Traductora  
 Intérprete jurada de inglés  
 Número 5188 MAEC

19-6-19



Nº	Description	Date	Acq. value.	PR	Financing		Recognised as compliance of purposes		
					Grant.	PTMO	Until 2009	In 2018	Pending
2638	ESMD00897 5CD7501C29	PORTATIL HP S/N:	21/02/2018	680	680			680	
2639	ESMD00897 5CD7501BZX	PORTATIL HP S/N:	21/02/2018	680	680			680	
2640	ESMD00897 5CD7501BZK + ESMD00907,1	PORTATIL HP S/N: PANTALLA	21/02/2018	775	775			775	
2641	ESMD00897 5CD7501C2C	PORTATIL HP S/N:	05/03/2018	680	680			680	
2642	ESMD00897 5CD7501C22	PORTATIL HP S/N:	05/03/2018	680	680			680	
2643	ESMD00897 5CD7501BZV	PORTATIL HP S/N:	05/03/2018	680	680			680	
2644	ESMD00897 5CD7501C2Z + ESMD00940,3	PORTATIL HP S/N: PANTALLA	05/03/2018	776	776			776	
2645	ESMD00897 5CD7501C2J + ESMD00940,3	PORTATIL HP S/N: PANTALLA	07/03/2018	776	776			776	
2646	ESMD00897 S/N:5CD7501C25	PORTATIL HP	07/03/2018	680	680			680	
2647	ESMD00940,2 S/N:5CD8045Z5M	PORTATIL HP	07/03/2018	894	894			894	
2648	ESMD00940,2 S/N:5CD8045Z6B	PORTATIL HP	07/03/2018	894	894			894	
2649	ESMD00940,2 S/N:5CD8044H93	PORTATIL HP	12/03/2018	894	894			894	
2650	ESMD00940,2 S/N:5CD8045Z7T	PORTATIL HP	12/03/2018	894	894			894	
2651	ESMD00923 00387372453	TABLET SURFACE S/N	13/03/2018	1.828	1.828			1.828	
2652	ESMD00940,2 S/N:5CD8044HBT	PORTATIL HP	14/03/2018	894	894			894	
2653	ESMD00940,2 S/N:5CD8044HBW	PORTATIL HP	15/03/2018	894	894			894	
2654	ESMD00940,2 S/N:5CD8045Z65	PORTATIL HP	22/03/2018	894	894			894	
2655	ESMD00940,2 S/N:5CD8045Z66	PORTATIL HP	23/03/2018	894	894			894	
2656	ESMD00940,2 S/N:5CD8044H8V	PORTATIL HP	26/03/2018	894	894			894	
2657	ESMD00940,2 S/N:5CD8045Z7K	PORTATIL HP	27/03/2018	894	894			894	
2658	ESMD00940,3 S/N:5CD81085Y1	PORTATIL HP	27/03/2018	811	811			811	
2659	ESMD00940,3 S/N:5CD81085YF	PORTATIL HP	27/03/2018	811	811			811	
2660	ESMD00940,3 S/N:5CD81085Y2	PORTATIL HP	27/03/2018	811	811			811	
2661	ESMD00947,2 S/N:5CG8054M18	PORTATIL HP	27/03/2018	1.484	1.484			1.484	
2662	ESMD00940,3 S/N:5CD81085XZ	PORTATIL HP	03/04/2018	811	811			811	
2663	ESMD00940,3 S/N:5CD81085YD	PORTATIL HP	03/04/2018	811	811			811	
2664	ESMD00940,1 S/N:5CG8104DCR	PORTATIL HP	03/04/2018	1.360	1.360			1.360	
2665	ESMD00940,3 S/N:5CD81085Y5	PORTATIL HP	09/04/2018	811	811			811	
2666	ESMD00940,3 S/N:5CD81085XP	PORTATIL HP	11/04/2018	811	811			811	
2667	ESMD00940,3 S/N:5CD81085YC	PORTATIL HP	16/04/2018	811	811			811	
2668	ESMD00940,3 S/N:5CD81085XS	PORTATIL HP	13/04/2018	811	811			811	
2669	ESMD00940,3 S/N:5CD81085Y8	PORTATIL HP	25/04/2018	811	811			811	
2670	ESMD00940,3 S/N:5CD81085XT	PORTATIL HP	25/04/2018	811	811			811	
2671	ESMD00940,3 S/N:5CD81085Y9	PORTATIL HP	27/04/2018	811	811			811	
2672	ESMD00940,3 S/N:5CD81085XQ	PORTATIL HP	04/05/2018	811	811			811	
2673	ESMD00940,3 S/N:5CD81085XM	PORTATIL HP	07/05/2018	811	811			811	
2674	ESMD00940,3 S/N:5CD81085XV	PORTATIL HP	09/05/2018	811	811			811	
2675	ESMD00940,3 S/N:5CD81085XJ	PORTATIL HP	09/05/2018	811	811			811	
2676	ESMD00940,3 S/N:5CD81085XX	PORTATIL HP	16/05/2018	811	811			811	
2677	ESMD00940,3 S/N:5CD81085XR	PORTATIL HP	21/05/2018	811	811			811	

Marta Salgado Bravo  
Traductora  
Intérprete jurada de inglés  
Número 5188 MAEC  
19-6-19





N°	Description	Date	Acq. value.	PR	Financing		Recognised as compliance of purposes		
					Grant.	PTMO	Until 2008	in 2016	Pending
2678	ESMD00940.3 S/N:5CD81085YG	PORTATIL HP	30/05/2018	811	811				811
2679	ESMD00940.3 S/N:5CD81085XW	PORTATIL HP	05/06/2018	811	811				811
2680	ESMD00940.3 S/N:5CD81085Y6	PORTATIL HP	06/06/2018	811	811				811
2681	ESMD00940.3 S/N:5CD81085YJ	PORTATIL HP	14/06/2018	811	811				811
2682	ESMD00940.3 S/N:5CD81085YH	PORTATIL HP	14/06/2018	811	811				811
2683	ESMD00940.3 S/N:5CD81085XK	PORTATIL HP	14/06/2018	811	811				811
2684	ESMD00940.3 S/N:5CD81085Y4	PORTATIL HP	14/06/2018	811	811				811
2685	ESMD00940.3 S/N:5CD81085Y3	PORTATIL HP	14/06/2018	811	811				811
2686	ESMD00940.3 S/N:5CD81085Y7	PORTATIL HP	22/06/2018	811	811				811
2687	ESMD00940.3 S/N:5CD81085XH	PORTATIL HP	22/06/2018	811	811				811
2688	ESMD00940.3 S/N:5CD81085XN	PORTATIL HP	17/07/2018	811	811				811
2689	ESMD00940.3 S/N:5CD81085XL	PORTATIL HP	30/07/2018	811	811				811
2690	ESMD00940.3 S/N:5CD81085Y0	PORTATIL HP	02/08/2018	811	811				811
2691	ESMD00940.3 S/N:5CD81085XY	PORTATIL HP	06/08/2018	811	811				811
2692	ESMD00940.3 S/N:5CD81085YB	PORTATIL HP	23/08/2018	811	811				811
2693	ESMD01010.1 S/N:5CD8242CVC	PORTATIL HP	27/08/2018	893	893				893
2694	ESMD01010.3 S/N:5CD82871GF	PORTATIL HP	04/09/2018	787	787				787
2695	ESMD01010.3 S/N:5CD82871GB	PORTATIL HP	04/09/2018	787	787				787
2696	ESMD01010.3 S/N:5CD82871G8	PORTATIL HP	04/09/2018	787	787				787
2697	ESMD01010.1 S/N:5CD8242CQB	PORTATIL HP	13/09/2018	893	893				893
2698	ESMD01010.1 S/N:5CD8242CQZ	PORTATIL HP	17/09/2018	893	893				893
2699	ESMD01010.1 S/N:5CD8242CS0	PORTATIL HP	17/09/2018	893	893				893
2700	ESMD01010.1 S/N:5CD8242CSJ	PORTATIL HP	19/09/2018	893	893				893
2701	ESMD01010.1 S/N:5CD8242CR8	PORTATIL HP	25/09/2018	893	893				893
27010	ORDI PROBOOK 450 ET IMPRIMANTE REGION COMPL SM-SMZ1X-ESMDF3X0		09/11/2018	1.132	1.132				1.132
2702	CRM Comunicación ESMD01010.1	PORTATIL HP	02/05/2018	87.155	87.155				87.155
2703	5CD8242CTK		02/10/2018	893	893				893
2704	ESMD01010.1 5CD8242CSW	PORTATIL HP	05/10/2018	893	893				893
2705	ESMD01010.1 5CD8242CQJ	PORTATIL HP	08/10/2018	893	893				893
2706	ESMD01010.1 5CD8242CSY	PORTATIL HP	18/10/2018	804	804				804
2707	ESMD01010.1 5CD8242CSY	PORTATIL HP	18/10/2018	89	89				89
2708	ESMD01010.3 5CD82871G7	PORTATIL HP	02/11/2018	787	787				787
2709	ESMD01010.3 5CD82871G9	PORTATIL HP	13/11/2018	708	708				708
2710	ESMD01010.3 5CD82871G9	PORTATIL HP	13/11/2018	79	79				79
2711	ESMD01010.3 5CD82871GD	PORTATIL HP	20/11/2018	787	787				787
2712	ESMD01010.3 5CD82871G6	PORTATIL HP	27/11/2018	787	787				787
2713	ESMD01010.3 5CD82871GH	PORTATIL HP	28/11/2018	787	787				787
2714	ESMD01010.3 5CD82871GC	PORTATIL HP	28/11/2018	787	787				787
2715	ESMD01010.3 5CD82871GC	PORTATIL HP	18/12/2018	708	708				708
2716	ESMD01010.3 5CD82871GC	PORTATIL HP	18/12/2018	79	79				79
2717	ESMD01076.1 5CD8274JK7	PORTATIL HP	19/12/2018	896	896				896
COA1022	CAMIONETA HILUX 4X4 FNX431		11/09/2018	38.458	38.458				38.458
COA1023	CAMIONETA HILUX 4X4 FNX429		11/09/2018	38.458	38.458				38.458
COA1024	CAMIONETA HILUX 4X4 FNX421		11/09/2018	38.458	38.458				38.458

Marta Salgado Bravo  
 Traductora  
 Intérprete jurada de Inglés  
 Número 5183 MAEC

19-6-19



Nº	Description	Date	Acq. value	PR	Financing		Recognised as compliance of purposes		
					Grant	PTMO	Until 2009	in 2016	Pending
			38.458						
COA1025	CAMIONETA HILUX 4X4 FNX425	11/09/2018	38.458	38.458					38.458
COA1026	CAMIONETA HILUX 4X4 FNX369	11/09/2018	38.458	38.458					38.458
COA1027	CAMIONETA DUSTER 4X2 FOK123	20/09/2018	18.754	18.754					18.754
COA1028	PORTATIL HP AG0001 R3 P1	07/09/2018	698	698					698
COA1031	F138-BO5204/COMPUT HP CORE I5 8250HIDALGO FUENTES FREYRI HERNAN 79400932	22/10/2018	867	867					867
GEA1121	Suzuki vitara 2018	20/11/2018	13.236	13.236					13.236
GTA1002	LAPTOP HP DEPARTAMENTO OPERACIONES	31/07/2018	591	591					591
GTA1003	PORTATIL DEPARTAMENTO DE OPERACIONES	31/07/2018	591	591					591
GTA1004	LAPTOP HP DEPARTAMENTO OPERACIONES	31/07/2018	591	591					591
GTA1005	LAPTOP HP DEPARTAMENTO OPERACIONES	31/07/2018	591	591					591
NEA1030	Groupe Electrogene Perkins 50KVA Application de gestion RH et paie SERPI-TECH	28/09/2018	17.325	17.325					17.325
NEA1106	Laptop hp Probook 450G4-core i5 pr base MayahijAlphaTICcom	27/03/2018	925	925					925
NEA1108	1 laptop hp Probook 450 G4-corei5 AlphaTICcom	04/04/2018	925	925					925
NEA1109	Groupe électrogène FG Wilson pr burcordinat ECH SARL	17/05/2018	26.949	26.949					26.949
PEA1036	LAPTOP HP PROBOOK 450 G5	19/10/2018	995	995					995
SNA1007	MITSUBISHI L200 4X4 DC AC GL	27/06/2018	20.413	20.413					20.413
SNA1008	MITSUBISHI L200 DCACGL N*2	27/06/2018	20.642	20.642					20.642
SNA1119	VEHICULE LAND CRUISER 76 4X4 53RKMRS 53 10 PLACES- SNDK01957	22/01/2018	37.750	37.750					37.750
SYA1032	Air Conditioner_Al Hafez for Warehouse	01/11/2018	679	679					679
SYA1033	Air Conditioner_AlHafez	01/11/2018	679	679					679
SYA1050	Laptop HP Probook 450 G4 Allouch For Informatics Co.	30/01/2018	967	967					967
SYA1051	Laptop HP Probook 450 G4 Allouch For Informatics Co.	30/01/2018	967	967					967
SYA1052	Laptop HP Probook 450 G4 Allouch For Informatics Co.	30/01/2018	967	967					967
SYA1053	Laptop HP Probook 450 G4 Allouch For Informatics Co.	30/01/2018	967	967					967
SYA1054	Laptop HP Probook 450 G4 Allouch For Informatics Co.	30/01/2018	967	967					967
SYA1055	Laptop HP Probook 450 G4 Allouch For Informatics Co.	30/01/2018	967	967					967
SYA1056	Laptop HP Probook 450 G4 Allouch For Informatics Co.	30/01/2018	967	967					967
SYA1057	Laptop HP Probook 450 G4 Allouch For Informatics Co.	30/01/2018	967	967					967
SYA1058	Laptop HP Probook 450 G4 Allouch For Informatics Co.	30/01/2018	967	967					967
SYA1059	Laptop HP Probook 450 G4 Allouch For Informatics Co.	30/01/2018	967	967					967
SYA1060	Laptop HP Probook 450 G4 Allouch For Informatics Co.	30/01/2018	967	967					967
SYA1061	Laptop HP Probook 450 G4 Allouch For Informatics Co.	30/01/2018	967	967					967
SYA1062	Laptop HP Probook 450 G4 Allouch For Informatics Co.	30/01/2018	967	967					967
SYA1063	Laptop HP Probook 450 G4 Allouch For Informatics Co.	30/01/2018	967	967					967
SYA1064	Laptop HP Probook 450 G4 Allouch For Informatics Co.	30/01/2018	967	967					967
SYA1065	Laptop HP Probook 450 G4 Allouch For Informatics Co.	30/01/2018	967	967					967
SYA1066	Laptop HP Probook 450 G4 Allouch For Informatics Co.	30/01/2018	967	967					967
SYA1067	Laptop HP Probook 450 G4 Allouch For Informatics Co.	30/01/2018	967	967					967

Marta Salgado Bravo  
 Traductora  
 Intérprete jurada de inglés  
 Número 5188 MAEC  
 1a-6-19



Nº	Description	Date	Acq. value.	PR	Financing		Recognised as compliance of purposes		
					Grant.	PTMO	Until 2009	in 2016	Pending
SYA1068	Laptop HP Probook 450 G4 Allouch For Informatics Co.	30/01/2018	967	967				967	
SYA1069	Laptop HP Probook 450 G4 Allouch For Informatics Co.	30/01/2018	967	967				967	
<b>Total</b>			<b>640.733</b>	<b>640.733</b>	<b>0</b>	<b>0</b>	<b>0</b>	<b>640.733</b>	

[Translator's note: The client gave express instructions to translate only the title of the above table, not its contents.]

Marta Salgado Bravo  
 Traductora  
 Intérprete jurada de inglés  
 Número 5188 MAEC

19-6-19





## 18. FOREIGN CURRENCY

### Balances and transactions in foreign currency

Details of the asset and liability items denominated in foreign currency as at 31 December are as follows:

(euros)	2018	2017
Assets		
Receivables	57,044,041	32,064,542
Other assets	14,534,779	7,876,258
	<b>71,578,820</b>	<b>39,940,800</b>
Liabilities		
Payables	15,539,722	5,765,121
Other liabilities	51,039,680	30,838,308
	<b>66,579,402</b>	<b>36,603,429</b>

The main currencies in which these balances are denominated are the American and Canadian dollar.

Details of transactions carried out in foreign currency during the year are as follows:

2018

(euros)	American dollars	CFA francs	Syrian pound	Canadian dollars	Swedish krona	Others	Total
Supplies	3,606,242	6,672,126	7,272,701	-	40,160	5,900,408	23,491,637
External services	1,748,596	7,255,278	381,253	98,419	1,220	8,482,090	17,966,856
Staff costs	2,433,134	7,291,235	604,206	-	-	8,350,536	18,679,110
Grants	17,859,748	3,331,534	914,336	8,403,292	7,470,293	7,273,014	45,252,217

2017

(euros)	American dollars	CFA francs	Ouguiyas	Swedish krona	Syrian pound	Others	Total
Supplies	13,784,876	7,221,996	1,464,940	-	3,335,450	5,004,391	30,811,653
External services	2,756,914	6,297,623	2,754,903	100	254,387	4,247,305	16,311,232
Staff costs	2,192,026	7,251,168	1,591,471	-	418,709	6,723,708	18,177,082
Grants	25,536,120	2,932,176	2,754,903	4,816,154	154,019	7,193,325	43,386,697

## 19. RELATED-PARTY TRANSACTIONS

The related parties with which the Foundation has carried out transactions during the 2018 financial year, as well as the nature of such link, is as follows:

	Nature of the relationship
Trustees	Board Members
Action contre la Faim France	ACF International Network
Action Against Hunger UK	ACF International Network
Action Against Hunger US	ACF International Network
Action Against Hunger Canada	ACF International Network

The transactions carried out with related parties correspond to the Foundation's normal trading operations and are carried out at market prices, which are similar to those applied to non-related entities.

Marta Salgado Bravo  
Traductora  
Intérprete jurada de inglés  
Número 5188 MAEG  
19-6-19





## 19.1 Related organizations

The breakdown of the balances held as of 31 December and the transactions carried out during the 2018 financial year with related organisations is as follows:

2018

Organization	Euros				
	Debit Balance (Note 8)	Credit Balance (Note 14.4)	Short-term debts	INCOME	Expenses
Action Against Hunger Canada	216,435	218,958	-	50,658	101,524
Action Against Hunger Germany	8,995	648,632	-	10,774	1,029
Action Against Hunger India	726	0	-	726	0
Action Against Hunger Italy	2,685	0	-	2,450	0
Action Against Hunger UK	862,992	1,412,338	-	43,954	1,805,662
Action Against Hunger US	229,949	602,887	-	6,395,435	6,387,733
Action contre la Faim France	412,206	6,989,962	-	1,389,285	2,600,702
Exchange differences	167,759	(28,868)	-	-	-
<b>Total</b>	<b>1,901,749</b>	<b>9,843,910</b>	-	<b>7,693,283</b>	<b>10,896,650</b>

2017

Organization	Euros				
	Debit Balance (Note 8)	Credit Balance (Note 14.4)	Short-term debts	INCOME	Expenses
Action Against Hunger Canada	220,213	74,220	-	228,249	329,899
Action Against Hunger UK	758,225	409,760	-	51,056	1,696,412
Action Against Hunger US	411,358	516,483	-	10,689,811	10,900,113
Action contre la Faim France	242,178	3,699,875	-	310,765	1,318,127
Exchange differences	(106,473)	(147,019)	-	-	-
<b>Total</b>	<b>1,525,501</b>	<b>4,553,319</b>	-	<b>11,279,881</b>	<b>14,244,551</b>

No fixed assets were acquired from or sold to related organisations in financial year 2018 and 2017.

The debit and credit balances correspond mainly to transfers of funds for executing projects assigned to other related organizations. As part of the operating dynamics of these organizations, sometimes aids are granted to one country but are executed by a different one, a contract that regulates this transfer of funds for carrying out the financed project being signed between them. During 2018, the Foundation has executed aid amounting to 10,235 thousand euros (5,776 thousand euros in 2017) received by other related organisations, and still has a further 12,387 thousand euros (3,105 thousand euros at 2017 year-end) that are pending execution.

Furthermore, the Foundation has signed contracts for projects carried out by other connected bodies to the sum of 7.458 euros (10.882 euros in 2017), (Note 16.1), with 9.893 euros (5.446 at end 2017) pending execution by said bodies (Note 14.2). As for income and expenses with related parties, these amounts mainly correspond to the assignment of staff between the different foundations and logistics operations.

## 19.2 Remuneration of the Governing Body and senior management

The Foundation considers the members of the Management Committee, which is formed by ten directors, to be senior management. Details of the emoluments earned by the senior management of the Foundation are as follows:

Marta Salgado Bravo  
Traductora  
Intérprete jurada de inglés  
Número 5188 MAEC  
19-6-19



(euros)	2018	2017
Senior management		
Salaries	710,205	673,027
Expense allowances	8,704	8,741
<b>Total</b>	<b>718,910</b>	<b>681,768</b>

The members of the Board of Trustees were not paid salaries, expense allowances or remunerations of any kind during 2018 and 2017.

As at 31 December 2018 and 2017, the Foundation had not taken on any obligations regarding pensions and life insurance in respect of former or present members of the Board of Trustees and senior management.

As at 31 December 2018 and 2017, no advance payments or credits had been granted to senior management staff or the members of the Board of Trustees, nor had any obligations been assumed on their behalf by way of guarantee.

## 20. INFORMATION ON THE NATURE AND LEVEL OF RISK ARISING FROM FINANCIAL INSTRUMENTS

Management of the Foundation's financial risks is centralized in the Finance Department, which has established the necessary mechanisms for controlling exposure to fluctuations in interest rates and exchange rates, and also to credit and liquidity risk. The main financial risks that have an impact on the Foundation are stated below:

### 20.1 Credit risk

Credit risk occurs because of the possible loss caused by non-performance of their contractual obligations by the Foundation's counterparties, that is, because of the possibility of non-recovery of financial assets for the value posted and in the established time limit.

The maximum exposure to credit risk as at 31 December was as follows:

(euros)	2018	2017
Long-term financial investments (Note 8)	407,971	413,842
Users and other long-term receivables (Note 8.2)	20,503,594	13,915,706
Non-profit activity debtors and other receivables	100,053,078	53,101,744
Cash and cash equivalents (Note 10)	31,266,225	21,422,096

Generally speaking, the Foundation keeps its cash and equivalent cash assets in financial institutions with a high credit rating.

It must also be pointed out that, because the Foundation finances its activities with various private organizations and donors, there is no significant concentration of the credit risk.

### 20.2 Liquidity risk

Liquidity risk occurs because of the possibility that the Foundation may not have available liquid funds, or may be unable to access them, in sufficient amount and at the appropriate cost, for dealing with its payment obligations at any time.

Marta Salgado Bravo  
Traductora  
Intérprete jurada de Inglés  
Número 5188 MAEC  
50

19-6-19



### 20.3 Market risk

Market risk occurs because of the possible loss caused by variations fair value or in the future cash flows of financial instruments due to changes in market prices. Market risk includes interest rate and exchange rate risk and other price risks.

#### Interest rate risk

Interest rate risk occurs because of the possible loss caused by variations in fair value or in the future cash flows of a financial instrument due to changes in market interest rates. The exposure of the Foundation to the risk of changes in interest rates is mainly due to the credit facilities received at variable interest rates (Note 14.3).

#### Exchange rate risk

Exchange rate risk occurs because of the possible loss caused by variations in fair value or in the future cash flows of the financial instruments due to fluctuations in exchange rates. Because of the high volume of transactions carried out by the Foundation in foreign currency in the assets and liabilities of the balance sheet, several items with balances in a currency other than the functional currency are presented.

The maximum exposure to exchange rate risk as at 31 December is that stated in Note 18.

## 21. OTHER INFORMATION

### 21.1 Staff structure

The people employed by the Foundation, distributed by categories, are those shown below:

2018

	Number of people employed at year-end			Average number of people employed in the financial year
	Men	Women	Total	
<b>Spain</b>				
Management	7	3	10	10
Middle management	18	20	38	38
Technical staff	34	66	100	96
Assistants	3	9	12	11
<b>Missions</b>				
Local staff — Coordination Posts	87	45	132	122
Local staff — Technical Posts and Assistants	986	368	1,354	1,187
Expatriates — Mission managers	11	5	16	16
Expatriates — Coordinators	59	47	106	86
Expatriates — Middle management — Technical staff	25	4	29	30
Technical Staff-Social Action Projects, Spain	33	131	164	151
<b>Total</b>	<b>1,253</b>	<b>698</b>	<b>1,951</b>	<b>1,747</b>

Marta Salgado Bravo  
 Traductora  
 Intérprete jurada de inglés  
 Número 5188 MAEC  
 19-6-19 517



2017

	Number of people employed at year-end			Average number of people employed in the financial year
	Men	Women	Total	
<b>Spain</b>				
Management	8	4	12	12
Middle management	16	19	35	35
Technical staff	35	58	93	87
Assistants	7	12	19	25
<b>Missions</b>				
Local staff — Coordination Posts	31	24	55	48
Local staff — Technical Posts and Assistants	922	350	1,272	1,375
Expatriates — Mission managers	11	5	16	12
Expatriates — Coordinators	30	23	53	48
Expatriates — Middle management — Technical staff	27	9	36	50
Technical Staff-Social Action Projects, Spain	25	84	109	120
<b>Total</b>	<b>1,112</b>	<b>588</b>	<b>1,700</b>	<b>1,812</b>

As of 31 December 2018 and 2017, there are no staff with disabilities above 33%.

## 21.2 Audit fees

The fees for auditing the annual accounts for financial year 2018 amounted to 21,480 euros (21,000 euros in 2017).

## 21.3 Information on the environment

As at 31 December 2018 and 2017, the Foundation has no assets of importance dedicated to environmental protection and improvement, nor has it incurred any relevant expenses of this kind during the year. Also, no grants of an environmental nature were received during the financial year ended on 31 December 2018 and 2017.

## 21.4 Sureties and guarantees

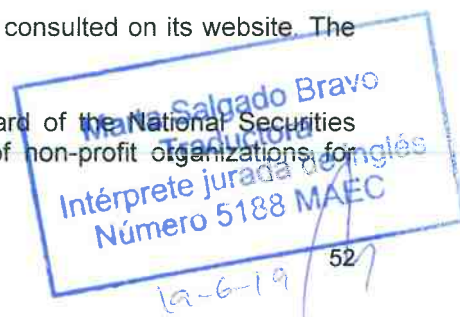
The Foundation has been granted the following guarantees as of 31 December 2018:

(euros)	2017	2018
Commercial guarantee. Rentals	117,390	117,390
Commercial guarantee. Providers	212,100	-
Technical guarantee. Italian Embassy Project	480,000	-
Technical guarantee. SOCIÉTÉ MALIENNE DE PATRIMOINE DE L'EAU POTABLE		1,050,000
Technical guarantee. Madrid City Council Project	100,111	100,111
Technical guarantee. United Nations Project	23,200	23,200
<b>Total</b>	<b>942,801</b>	<b>1,300,701</b>

## 21.5 Code of conduct for carrying out temporary financial investments

The investment policy followed by the Foundation is public and can be consulted on its website. The reference regulations that are applied are as follows:

- The resolution dated 20 November 2003 adopted by the Board of the National Securities Market Commission, which approves the Code of conduct of non-profit organizations for carrying out temporary investments.







- The resolution dated 19 December 2003 adopted by the Governing Council of the Bank of Spain, in order to comply with the Third Additional Provision of Law 44/2002, of 22 November, on Measures for the Reform of the Financial System under the heading of "restrictions relating to temporary financial investments made by non-profit organizations".

This policy was approved by the Foundation's Audit Committee on 9 May 2011 and the latest version was approved on 27 Mars 2018.

**21.6 Information on the average payment period to suppliers. Third Additional Provision. "Duty of Disclosure" of Law 15/2010 of 5 July**

The information regarding the average supplier payment period is as follows:

	2016	2017
<b>(Days)</b>		
Average supplier payment period	25	27
Ratio of operations paid	23	25
Ratio of operations pending payment	48	46
<b>(Thousands of euros)</b>		
Total payments made	93,855	88,450
Total payments pending	29,700	8,833

Marta Salgado Bravo  
 Traductora  
 Intérprete jurada de inglés  
 Número 5188 MAEC

19-6-19



## 22. CASH FLOW STATEMENT FOR THE FINANCIAL YEAR ENDED ON 31 DECEMBER 2018

The Cash flow statement for the financial year ended on 31 December 2018, stated in euros, is as follows:

	Notes	2018	2017
<b>CASH FLOWS FROM OPERATING ACTIVITIES</b>			
Pre-tax surplus for the year	3	145,103	954,939
Adjustments to the results		338,846	721,391
Amortization of fixed assets	5,6	737,991	614,097
Valuation corrections due to impairment		-	-
Change in provisions	13	(341,281)	110,154
Attributed to grants		-	-
Profits/losses due to retirements and disposal of fixed assets		(85,522)	(17,116)
Financial income		(8,171)	(7,105)
Financial charges		29,402	8,794
Exchange differences		1,249,790	510,981
Other income and expenses		(1,243,363)	(498,414)
<b>Changes in working capital</b>		<b>11,854,903</b>	<b>(5,824,189)</b>
Debtors and other accounts receivable		(53,390,263)	(5,836,082)
Other current assets		641	(533,952)
Creditors and other accounts payable		64,596,771	420,312
Other current liabilities		727,070	(3,335)
Other non-current assets and liabilities		(79,316)	128,868
<b>Other cash flows from operating activities</b>		<b>(21,494)</b>	<b>(3,812)</b>
Interest paid		(29,402)	(8,794)
Interest received		8,171	7,105
Other payments (receipts)		(263)	(2,123)
		<b>12,317,358</b>	<b>(4,151,671)</b>
<b>CASH FLOWS FROM INVESTMENT ACTIVITIES</b>			
Payments on investments		(7,545,422)	(679,363)
Intangible assets	5	-	-
Tangible assets	6	(640,733)	(567,827)
Investment properties	7	(6,910,560)	(108,898)
Other financial assets		5,871	(2,638)
<b>Receipts from divestitures</b>		<b>85,522</b>	<b>17,116</b>
Tangible assets		85,522	17,116
Other financial assets		-	-
		<b>(7,459,900)</b>	<b>(662,247)</b>
<b>CASH FLOWS FROM FINANCING ACTIVITIES</b>			
Issuance		5,000,000	13,329
Debts with credit institutions		5,000,000	13,329
Receipts and payments on financial liability instruments		(13,329)	-
Repayment and amortization		-	-
Debts with credit institutions		(13,329)	-
		<b>4,986,671</b>	<b>13,329</b>
<b>EFFECT OF FLUCTUATIONS IN EXCHANGE RATES</b>			
		-	-
<b>NET INCREASE / DECREASE IN CASH OR CASH EQUIVALENTS</b>			
		<b>9,844,129</b>	<b>(4,800,589)</b>
Cash or cash equivalents at the beginning of the year		21,422,096	26,222,685
Cash or cash equivalents at the end of the year		31,266,225	21,422,096

## 23. EVENTS OCCURRING AFTER YEAR-END

Nothing to report.

Marta Salgado Bravo  
 Traductora  
 Intérprete jurada de inglés  
 Número 5188 MAEC  
 19-6-19 54



24. INVENTORY OF EQUITY ITEMS IN 2018 (INTANGIBLE FIXED ASSETS AND TANGIBLE FIXED ASSETS)

Inmo.	Descr.	Date of purchase	Initial Gross Value	Recognition	Derecognit.	Final	Initial	Amortization		VCN
								Allocation	Recognit.	
1033	PROGRAMA INFORMATICO AGRESSO	01/01/200	22.732	-	-	22.732	-22.732	-	-	-22.732
1054	SYM ANTIVIRUS CORPORATE EDITION 8.0	11/02/200	2.199	-	-	2.199	-2.199	-	-	-2.199
1055	SOPHOS CORPORATE CONNECT LICENCIA 2A SAV DESKTOP	20/01/200	2.554	-	-	2.554	-2.554	-	-	-2.554
1177	PROGRAMA INFORMATICO SAGA	24/11/200	13.433	-	-	13.433	-13.433	-	-	-13.433
1339	LICENCIAS OFFICE PRO 2003 WIN32	17/04/200	1.959	-	-	1.959	-1.959	-	-	-1.959
1340	LICENCIAS OFFICE 2003 WIN32	17/04/200	2.473	-	-	2.473	-2.473	-	-	-2.473
1341	LICENCIAS WINDOWS CAL 2003	17/04/200	209	-	-	209	-208	-	-	-208
1342	LICENCIAS WINDOWS XP PROFESSIONAL	17/04/200	3.540	-	-	3.540	-3.540	-	-	-3.540
1374	LICENCIAS SAV JUL'06-ENE'09	30/09/200	4.910	-	-	4.910	-4.910	-	-	-4.910
1384	MS FRONTPAGE 2003 + PHOTOSHOP	29/11/200	339	-	-	339	-339	-	-	-339
1580	INTRANET	30/04/200	4.765	-	-	4.765	-4.765	-	-	-4.765
1581	SAGA	02/11/200	3.154	-	-	3.154	-3.154	-	-	-3.154
1582	SPSS PROGRAMA DE ESTADISTICAS	01/01/200	4.423	-	-	4.423	-4.423	-	-	-4.423
1583	CENTRALITA	24/09/200	7.517	-	-	7.517	-7.517	-	-	-7.517
1675	ESTRUCTURA MODULAR PARA POZOS DE AGUA (PATENTE)	27/03/200	2.834	-	-	2.834	-	-	-	2.834
2257	ESMD00280: Licencia Atlas.ti 7 en propiedad	27/12/201	1.174	-	-	1.174	-	-	-	1.174
Inmo Inmaterial	total		78.215	0	0	78.215	-74.207	0	0	-74.207
1000	PORTATIL DIRECCION GENERAL-OLIVIER LONGUE	01/03/200	3.712	-	-	3.712	-3.712	-	-	-3.712
1001	SILLA RESPONSABLE DE GESTION-LUIS MANUEL GARCIA	23/05/200	101	-	-	101	-101	-	-	-101
1002	MONITOR DIRECCION GENERAL-OLIVIER LONGUE	18/02/200	558	-	-	558	-558	-	-	-558
1003	IMPRESORA LOGISTICA-MARIA CARENO	19/02/200	105	-	-	105	-105	-	-	-105
1004	IMPRESORA DELEGACION DE MADRID	19/02/200	105	-	-	105	-105	-	-	-105
1005	IMPRESORA RRHH-ALFREDO LOPEZ	19/02/200	105	-	-	105	-105	-	-	-105
1006	IMPRESORA AGUA Y SANEAMIENTO-	19/02/200	105	-	-	105	-105	-	-	-105

Marta Salgado Bravo  
 Traductora  
 Interpretadora de Inglés  
 Número 5188 MAEC  
 19-6-19



Inmo.	Descr.	Date of purchase	Initial Gross Value	Recognition	Derecognit.	Final	Initial	Amortization		VCN
								Allocation	Derecognit.	
1007	ELISABETH LICTEVOUIT IMPRESORA COLOR DIRECTOR	25/02/200	269			269	-269	-	-269	-
1008	FINANCIERO	2								
1008	PORTATIL DPTO. MARKETING	21/02/200	1.784			1.784	-1.784	-	-1.784	-
1009	MONITOR MKT-EVA VALDES	30/01/200	244			244	-244	-	-244	-
1010	ORDENADOR MKT-GUILLERMO GARCIA	03/01/200	1.062			1.062	-1.062	-	-1.062	-
1011	SILLA RESPONSABLE DE SGGG-ALFREDO	30/10/200	101			101	-101	-	-101	-
1012	SILLA DESK-TONI MARTINEZ-PIQUERAS	30/10/200	101			101	-101	-	-101	-
1013	SILLA FIJA DESPACHO DIRECTOR	30/10/200	36			36	-36	-	-36	-
1014	PERCHERO DESPACHO DIRECTOR	30/10/200	11			11	-11	-	-11	-
1015	OPERACIONES	2								
1015	SILLA INFORMATICO	30/10/200	100			100	-100	-	-100	-
1023	ORDENADOR Y MONITOR RRHH	26/09/200	654			654	-654	-	-654	-
1024	ORDENADOR Y MONITOR RRHH	26/09/200	654			654	-654	-	-654	-
1026	MESA REUNION PRENSA	13/11/200	151			151	-151	-	-151	-
1027	CONJUNTO 4 SILLAS FUJAS PARA MESA REUNION PRENSA	13/11/200	117			117	-117	-	-117	-
1028	IMPRESORA RESPONSABLE AGUA Y SANEAMIENTO	20/11/200	281			281	-281	-	-281	-
1031	SILLA DEPARTAMENTO LOGISTICA	29/01/200	101			101	-101	-	-101	-
1032	SILLA DEPARTAMENTO LOGISTICA	29/01/200	100			100	-100	-	-100	-
1034	SILLA GUILLERMO GARCIA-MKT	05/02/200	101			101	-101	-	-101	-
1035	SILLA LAURA LEON-MKT	05/02/200	101			101	-101	-	-101	-
1039	ORDENADOR DE OPERACIONES	31/12/200	621			621	-621	-	-621	-
1040	ORDENADOR Y MONITOR RESPONSABLE AGUA Y SANEAMIENTO	31/12/200	863			863	-863	-	-863	-
1041	ORDENADOR Y MONITOR DIRECTOR TECNICO	31/12/200	782			782	-782	-	-782	-
1042	ORDENADOR LOGISTICA	31/12/200	621			621	-621	-	-621	-
1043	ORDENADOR ASISTENTE LOGISTICA	31/12/200	621			621	-621	-	-621	-
1044	ORDENADOR Y OTROS COMPONENTES SERVIDOR MADRID	31/12/200	2.912			2.912	-2.912	-	-2.912	-
1045	ORDENADOR Y MONITOR DIR. FINANCIERO	24/02/200	777			777	-777	-	-777	-
1046	ORDENADOR DESK (TONI MARTINEZ-	04/11/200	666			666	-666	-	-666	-

Silla para el departamento de Inglés  
 Número 5188 MAEC  
 19-6-19





Ítem.	Deser.	Date of purchase	Initial Gross Value	Recognition		Derecognit.		Final		Amortization		VCN
				Initial	Recognition	Derecognit.	Derecognit.	Final	Initial	Allocation	Recognition	
1047	PIQUERAS)	2										
	ORDENADOR Y MONITOR CARMELO	15/03/200	777	777	-777	-	-	777	-777	-	-	-777
	GALLARDO-SEG. ALIMENTA	3										
1048	SWITCH ETHERNET SGW-2402	31/03/200	1.675	1.675	-1.675	-	-	1.675	-1.675	-	-	-1.675
1049	(SERVIDOR MADRID)	3										
	MAMPARA DESPACHO DIRECTOR	20/03/200	1.337	1.337	-1.337	-	-	1.337	-1.337	-	-	-1.337
	OPERACIONES	3										
1050	IMPRESORA DELEGACION NAVARRA	28/01/200	173	173	-173	-	-	173	-173	-	-	-173
1051	ORDENADOR DELEGACION GALICIA	3										
		11/02/200	1.151	1.151	-1.151	-	-	1.151	-1.151	-	-	-1.151
1052	SAI APC 2200 VA XL (SERVIDOR MADRID)	3										
		04/04/200	1.031	1.031	-1.031	-	-	1.031	-1.031	-	-	-1.031
1053	IMPRESORA DEPARTAMENTO	3										
	MARKETING (LAURA LEON)	18/12/200	195	195	-195	-	-	195	-195	-	-	-195
1056	SILLA GESTOR DE MISIONES (ELENA RONCAL)	2										
		19/02/200	103	103	-103	-	-	103	-103	-	-	-103
1057	SILLA DIRECTOR DE OPERACIONES	3										
		19/02/200	104	104	-104	-	-	104	-104	-	-	-104
1059	PORTATIL RESPONSABLE	3										
	DELEGACIONES ST-1002	08/04/200	1.846	1.846	-1.846	-	-	1.846	-1.846	-	-	-1.846
1060	SILLA DEPARTAMENTO RRHH (MARTA) ST-1015	3										
		29/04/200	104	104	-104	-	-	104	-104	-	-	-104
1082	MESA GESTOR MISIONES (ESMERALDA)	3										
		25/02/200	106	106	-106	-	-	106	-106	-	-	-106
1083	BUC CAJON Y ARCHIVO GESTOR (ELENA RONCAL)	3										
		25/02/200	108	108	-108	-	-	108	-108	-	-	-108
1084	MESA DESPACHO PRACTICAS RRHH	3										
		25/02/200	98	98	-98	-	-	98	-98	-	-	-98
1085	BUC DE CAJON Y ARCHIVO CON RUEDAS OPERACIONES	3										
		25/02/200	108	108	-108	-	-	108	-108	-	-	-108
1086	SILLA GESTOR DE MISIONES (ESMERALDA)	3										
		02/04/200	104	104	-104	-	-	104	-104	-	-	-104
1087	BUC DE CAJON Y ARCHIVO CON RUEDAS SEG. ALIMENTARIA	3										
		12/05/200	108	108	-108	-	-	108	-108	-	-	-108
1088	ESTANTERIA DEPTO. SEG. ALIMENTARIA	3										
		12/05/200	125	125	-125	-	-	125	-125	-	-	-125
1089	MESA DEPTO. SEG. ALIMENTARIA	3										
		12/05/200	98	98	-98	-	-	98	-98	-	-	-98
1090	ESTANTERIAS, OFICINA DELEGACION NAVARRA	3										
		21/01/200	120	120	-120	-	-	120	-120	-	-	-120
1092	MATERIAL DONADO POR SEINE (TARJETA)	3										
		30/04/200	3.245	3.245	-3.245	-	-	3.245	-3.245	-	-	-3.245
1095	MESA DEPTO. CONTABILIDAD (VOLUNTARIO)	3										
		19/11/200	98	98	-98	-	-	98	-98	-	-	-98
1096	SILLA DEPTO. CONTABILIDAD (VOLUNTARIO)	3										
		19/11/200	104	104	-104	-	-	104	-104	-	-	-104
1097	MUEBLE CON ESTANTERIA DPTO TECNICO	3										
		03/10/200	128	128	-128	-	-	128	-128	-	-	-128
1098	MUEBLE CON ESTANTERIA DPTO TECNICO	3										
		03/10/200	156	156	-156	-	-	156	-156	-	-	-156
1099	LAMPARA PINZA SGGG	3										
		15/10/200	146	146	-146	-	-	146	-146	-	-	-146

Marta Szigado Bravo  
 19-6-19



Inmo.	Descr.	Date of purchase	Initial Gross Value	Amortization				VCN	
				Derecognit.	Final	Initial	Allocation		Recogniti.
1100	SILLA S BERNARTH (RRHH)	26/11/200	104		104	-104	-	-104	-
1101	SILLA BELEN MARIN (ASISTENTE DE OPERACIONES)	12/12/200	104		104	-104	-	-104	-
1102	ESTANTERIAS DELEGACION GALICIA	31/12/200	283		283	-283	-	-283	-
1103	STANDS PARA DELEGACIONES	27/10/200	3.765		3.765	-3.765	-	-3.765	-
1129	SILLA MARTA VALDES (SEG. ALIMENTARIA)	21/04/200	104		104	-104	-	-104	-
1130	SILLA ALFONSO CALDERON (MARKETING)	06/04/200	104		104	-104	-	-104	-
1131	BUC ALFONSO CALDERON (MARKETING)	30/06/200	111		111	-111	-	-111	-
1132	CAMARA DIGITAL DPTO. COMUNICACION	16/01/200	459		459	-459	-	-459	-
1136	ORDENADOR RESPONSABLE DE GESTION ST1194	14/06/200	403		403	-403	-	-403	-
1137	SILLA DIRECTOR TECNICO	06/10/200	103		103	-103	-	-103	-
1138	MONITOR ROBERT GOOD (RRHH)	29/10/200	1.029		1.029	-1.029	-	-1.029	-
1139	ORDENADOR DELEGACION GALICIA	27/01/200	999		999	-999	-	-999	-
1140	IMPRESORA ASISTENTE DE OPERACIONES	10/12/200	80		80	-80	-	-80	-
1141	ESCANER GENERAL	10/12/200	408		408	-408	-	-408	-
1142	PERSIANAS SEDE DE MADRID	23/11/200	1.472		1.472	-1.472	-	-1.472	-
1178	IMPRESORA DPTO. LOGISTICO	07/07/200	439		439	-439	-	-439	-
1179	IMPRESORA DPTO AGUA Y SANEAMIENTO	07/07/200	214		214	-214	-	-214	-
1184	IMPRESORA LEONOR CALVO (RR.HH)	29/09/200	392		392	-392	-	-392	-
1185	IMPRESORA AMADOR GOMEZ (DIR. TECNICO)	29/09/200	392		392	-392	-	-392	-
1186	DVD-VIDEO	23/09/200	339		339	-339	-	-339	-
1187	SILLA DPTO NUTRICION	28/09/200	114		114	-114	-	-114	-
1188	MESA DPTO. AGUA	28/09/200	120		120	-120	-	-120	-
1189	MESA DPTO. AGUA	28/09/200	120		120	-120	-	-120	-
1190	ESTANTERIA DPTO AGUA	28/09/200	171		171	-171	-	-171	-
1191	MESA DPTO SEG. ALIMENTARIA	28/09/200	120		120	-120	-	-120	-
1192	MESA DPTO SEG. ALIMENTARIA	28/09/200	120		120	-120	-	-120	-

María Saigada Bazo  
 Traductora  
 Responsable de la Oficina de Inglés  
 Teléfono: 5388 MPEC  
 19-6-19



Inmo.	Descr.	Date of purchase	Initial Gross Value	Recognition	Derecognit.	Final	Initial	Amortization		VCN
								Allocation	Recogniti.	
1193	SILLA DPTO. SEG. ALIMENTARIA	28/09/2005	114			114	-114	-	-114	-
1194	SILLA DPTO. FORMACION	28/09/2005	114			114	-114	-	-114	-
1195	ESTANTERIA DPTO. FORMACION	28/09/2005	171			171	-171	-	-171	-
1196	MESA DPTO. DIR. TECNICO	28/09/2005	120			120	-120	-	-120	-
1197	MUEBLE F200 DPTO. DIR. TECNICO	28/09/2005	282			282	-282	-	-282	-
1198	SILLA DPTO. DIR. OPERACIONES	28/09/2005	114			114	-114	-	-114	-
1199	ESTANTERIA DPTO. RR. HH.	28/09/2005	171			171	-171	-	-171	-
1200	ORDENADOR PORTATIL + ACCESORIOS LOGISTICA (RJDM)	09/06/2005	1,029			1,029	-1,029	-	-1,029	-
1201	IMPRESORA DPTO. RR.HH.	26/05/2005	450			450	-450	-	-450	-
1202	VARIOS EQUIPOS INFORMATICOS	13/09/2005	469			469	-469	-	-469	-
1203	ORDENADOR RESP. FINANCIERO SEDE	30/08/2005	470			470	-470	-	-470	-
1204	ORDENADOR + ACCES DPT. FINANZAS SANDRA	30/08/2005	475			475	-475	-	-475	-
1205	ORDENADOR + ACCES DPTO. SS.GG.	31/08/2005	463			463	-463	-	-463	-
1206	ORDENADOR + ACCES DPTO. RR.HH.	30/08/2005	459			459	-459	-	-459	-
1207	SILLA SS-10G. DPTO. OPERACIONES ERIC FORT	01/06/2005	114			114	-114	-	-114	-
1209	CENTRALITA ALCATEL OXOY	26/10/2005	5,356			5,356	-5,356	-	-5,356	-
1214	SILLA DIR. COMUNICACION	19/10/2005	114			114	-114	-	-114	-
1215	SILLA MARKETING	19/10/2005	114			114	-114	-	-114	-
1216	MESAS DPTO. FORMACION	19/10/2005	310			310	-310	-	-310	-
1217	MESA DPTO. RR.HH.	19/10/2005	255			255	-255	-	-255	-
1218	SILLA DPTO. FORMACION	19/10/2005	342			342	-342	-	-342	-
1219	MOBILIARIO VARIO DPTO. FORMACION	19/10/2005	826			826	-826	-	-826	-
1220	MOBILIARIO VARIO DPTO. AGUA	19/10/2005	164			164	-164	-	-164	-
1221	SILLA DPTO. SEG. ALIMENTARIA	19/10/2005	114			114	-114	-	-114	-
1222	SILLA + VARIOS DPTO. OPERACIONES	19/10/2005	161			161	-161	-	-161	-
1223	MUEBLES VARIOS GENERALES	19/10/2005	304			304	-304	-	-304	-

Montserrat Sigüenza Baeza  
 Intérprete Jurada de Inglés  
 Número 5188 MAEC  
 19-6-19



Inmo.	Descr.	Date of purchase	Initial Gross Value	Recognition	Derrecognit.	Final	Initial	Amortization		VCH
								Allocation	Recognit.	
1224	SILLAS USOS DIVERSOS	09/11/200	691			691	-691	-	-	-691
1225	MESA SALA DE JUNTAS	09/11/200	1.311			1.311	-1.311	-	-	-1.311
1226	SILLAS SALA DE JUNTAS	09/11/200	518			518	-518	-	-	-518
1227	MOBILIARIO VARIO DPTO. RR.HH.	09/11/200	265			265	-265	-	-	-265
1228	SILLAS CONTABILIDAD	18/11/200	228			228	-228	-	-	-228
1229	MESA DIR. TECNICO	18/11/200	188			188	-188	-	-	-188
1230	MUEBLES ROBERT GOOD (RR.HH)	12/04/200	173			173	-173	-	-	-173
1231	MONITOR SS.GG.	28/04/200	116			116	-116	-	-	-116
1232	MONITOR DPTO. AGUA Y SANEAMIENTO	28/04/200	116			116	-116	-	-	-116
1233	EQUIPO XTREM Y MONITOR ROBERT GOOD (RR.HH)	07/04/200	663			663	-663	-	-	-663
1234	EQUIPO XTREM Y MONITOR DPTO. INFORMATICA	07/04/200	663			663	-663	-	-	-663
1235	PROYECTOR MITSUBISHI	21/11/200	1.004			1.004	-1.004	-	-	-1.004
1236	EQUIPO INFORMATICO XTREM DPT. OPERACIONES	22/11/200	516			516	-516	-	-	-516
1237	ORDENADORES DPTO. LOGISTICA	13/01/200	2.076			2.076	-2.076	-	-	-2.076
1238	ORDENADOR DEL NAVARRA	01/04/200	1.200			1.200	-1.200	-	-	-1.200
1239	ORDENADOR DPTO. MARKETING (ESMERALDA)	24/01/200	728			728	-728	-	-	-728
1240	IMPRESORA DIRECCION GENERAL (OLIVIER)	14/01/200	505			505	-505	-	-	-505
1241	ORDENADOR SS.GG (MARTA LOPEZ)	14/01/200	770			770	-770	-	-	-770
1243	ORDENADOR XTREM DPTO. AGUA	30/09/200	536			536	-536	-	-	-536
1244	ORDENADOR SEG. ALIMENTARIA	30/09/200	536			536	-536	-	-	-536
1245	EQUIPOS VARIOS	28/09/200	23.108			23.108	-23.108	-	-	-23.108
1246	ORDENADOR XTREM DPTO. OPERACIONES	13/10/200	509			509	-509	-	-	-509
1247	ORDENADOR DPTO. COMUNICACION	28/11/200	500			500	-500	-	-	-500
1248	ORDENADOR DPTO. CONTABILIDAD	24/10/200	509			509	-509	-	-	-509
1249	ORDENADOR DPTO. GESTION MISIONES	18/10/200	644			644	-644	-	-	-644
1250	ORDENADOR DPTO. MARKETING	18/10/200	644			644	-644	-	-	-644

Marta Salgado  
 Traductora  
 Intérprete jurada de inglés  
 Número 18 MAEC

19-6-19





Inmo.	Descr.	Date of purchase	Initial Gross Value	Amortization							
				Recognition	Derecognit.	Final	Initial	Allocation	Recognit.	Derecognit.	VCh
1251	MESA Y SILLA AUDITOR INTERNO	23/11/2005	226			226	-226	-	-	-226	-
1252	MESA Y SILLA DPTO. OPERACIONES	23/11/2005	217			217	-217	-	-	-217	-
1253	MESA Y SILLA DPTO. SEG. ALIMENTARIA	23/11/2005	217			217	-217	-	-	-217	-
1254	MOBILIARIO DPTO. AGUA Y SANEAMIENTO	09/11/2005	117			117	-117	-	-	-117	-
1255	MESA Y SILLA DPTO. SS.GG.	19/01/2005	312			312	-312	-	-	-312	-
1261	IMPRESORA HP	17/01/2006	285			285	-285	-	-	-285	-
1262	Camara video Sony	04/08/2005	1.392			1.392	-1.392	-	-	-1.392	-
1263	ORDENADOR COMPLETO	23/03/2006	635			635	-635	-	-	-635	-
1264	ORDENADOR COMPLETO SS.GG.	29/03/2006	751			751	-751	-	-	-751	-
1333	ORDENADOR Y MONITOR (DIR.GEN)	21/03/2006	751			751	-751	-	-	-751	-
1334	ORDENADOR Y PANTALLA (DIR.FIN)	21/03/2006	751			751	-751	-	-	-751	-
1335	ORDENADOR Y PANTALLA	21/03/2006	751			751	-751	-	-	-751	-
1336	COMPLEMENTOS INFORMATICOS (DIR.GEN)	21/03/2006	510			510	-510	-	-	-510	-
1337	IMPRESORA HP LASERJET MISIONES	18/04/2006	246			246	-246	-	-	-246	-
1338	HP PORTATIL + ACCESORIOS	31/05/2006	1.396			1.396	-1.396	-	-	-1.396	-
1343	ORDENADOR FSC SCENIC -LOGISTICA-	24/02/2006	635			635	-635	-	-	-635	-
1344	MONITOR PHILIPS -LOGISTICA-	24/02/2006	117			117	-117	-	-	-117	-
1345	RACK 19 SERVER	28/02/2006	754			754	-754	-	-	-754	-
1346	TELEVISION 15 SAMSUNG	10/05/2006	369			369	-369	-	-	-369	-
1347	LECTOR DVD	10/05/2006	90			90	-90	-	-	-90	-
1348	BOMBA DE CALOR DPTO. INFORMATICA	01/05/2006	626			626	-626	-	-	-626	-
1349	BOMBA DE CALOR DPTO. COMUNICACION	01/05/2006	522			522	-522	-	-	-522	-
1350	MESA, SILLA + BUCK DPTO. CONTABILIDAD	09/02/2006	334			334	-334	-	-	-334	-
1351	ARCHIVADOR DPTO. CONTABILIDAD	25/01/2006	335			335	-335	-	-	-335	-
1352	MESA, SILLA + BUCK DPTO. INFORMATICA	09/02/2006	550			550	-550	-	-	-550	-
1353	PORTATIL + ACCESORIOS DPTO. AGUA	31/05/2006	1.508			1.508	-1.508	-	-	-1.508	-

Marta Salgado Bravo  
 Traductora  
 Interpretada de inglés  
 Número 5138  
 19-6-19



Inmo.	Descr.	Date of purchase	Initial Gross Value	Amortization			Final	Initial	Derecognit.	VCN
				Recognition	Allocation	Recogniti.				
1354	CAMARA VIDEO DEL. GALICIA	13/05/2006	379			379	-379		-379	
1355	TELEFONO SATELITE IRIDIUM (MEX TL)	27/06/2006	1.530			1.530	-1.530		-1.530	
1356	ORDENADOR PORTATIL (MEX TIMOR)	14/07/2006	1.335			1.335	-1.335		-1.335	
1357	ORDENADOR PORTATIL (MEX TIMOR)	14/07/2006	1.335			1.335	-1.335		-1.335	
1358	IMPRESORA HP (MEX TIMOR)	14/07/2006	388			388	-388		-388	
1359	ORDENADOR FIJO DELEGACIONES	04/08/2006	644			644	-644		-644	
1361	ORDENADOR FIJO RRHH SEDE	08/08/2006	644			644	-644		-644	
1362	ORDENADOR FIJO RRHH	02/08/2006	1.963			1.963	-1.962		-1.962	0
1364	IMPRESORA LASERJET HP SSGG	17/07/2006	1.140			1.140	-1.140		-1.140	
1365	ARCHIVADOR Y BUCK DPTO. RR.HH.	19/09/2006	415			415	-415		-415	
1366	BOMBA AIRE ACONDICIONADO DPTO. RR.HH.	01/10/2006	557			557	-557		-557	
1368	ORDENADOR DPTO. NUTRICION	03/04/2006	751			751	-751		-751	
1370	ORDENADOR PORTATIL DELEG. NAVARRA	08/09/2006	1.377			1.377	-1.377		-1.377	
1371	ARMARIO Y MESA DELEG. NAVARRA	30/08/2006	351			351	-351		-351	
1372	MESA Y ARCHIVADOR DPTO. FORMACION	30/05/2006	248			248	-248		-248	
1373	MESA + CAJONERA DPTO. SALUD Y NUTRICION	30/05/2006	193			193	-193		-193	
1378	ARCHIVADOR GRANDE DPTO. MARKETING	04/12/2006	122			122	-122		-122	
1379	BUCK TRES CAJONES DPTO. SERVICIOS GENERALES	04/12/2006	237			237	-237		-237	
1380	ORDENADOR DPTO. RR.HH.	01/01/2006	632			632	-632		-632	
1381	ORDENADOR DPTO. DIR. COMUNICACION	01/01/2006	632			632	-632		-632	
1382	FINAL CUT STUDIO 5.1 (SOFTWARE EDICION DE VIDEO)	05/12/2006	1.249			1.249	-1.249		-1.249	
1383	IMPRESORA LASERJET 1022N DPTO. PRENSA	20/10/2006	283			283	-283		-283	
1386	HP SWITCH PROCURVE	28/11/2006	757			757	-757		-757	
1386	HP STORAGEWORKS ULTRIUM	10/10/2006	1.573			1.573	-1.573		-1.573	
1387	PC FUJITSU DPTO. AGUA	10/10/2006	630			630	-630		-630	
1388	ORDENADOR PORTATIL + ACCESORIOS	20/11/2006	1.335			1.335	-1.335		-1.335	

Marta Salgado Bravo  
 Traductora  
 Interpretación de Inglés  
 Número 5188 TAE  
 19-6-19



Inmp.	Descri.	Date of purchase	Initial Gross Value	Recognition		Derecognit.		Amortization		VCN
				Initial	Final	Initial	Final	Allocation	Recognit.	
1399	ESJGD PORTATIL + ACCESORIOS DPTO. COMUNICACION	12/12/2006	2.580	2.580	-2.580	-	-	-	-2.580	-
1400	ORDENADOR PORTATIL HP DPTO. RR.HH.	10/11/2006	913	913	-913	-	-	-	-913	-
1401	ORDENADOR FUJITSU DPTO. MKT EMPRESAS	04/01/2007	863	863	-863	-	-	-	-863	-
1402	ORDENADOR PORTATIL (DIR. GEN)	01/01/2006	1.322	1.322	-1.322	-	-	-	-1.322	-
1403	2 PANTALLAS ORDENADOR 17" DEL. BARCELONA	04/04/2007	291	291	-291	-	-	-	-291	-
1404	MOBILIARIO OFICINA NUEVA DEL. BARCELONA	29/03/2007	5.142	5.142	-5.142	-	-	-	-5.142	-
1426	SHARP PHOTOCOPIER PI (2006)	21/12/2006	0	0	0	-	-	-	0	0
1427	VEHICULO 2X4 NE (2006)	27/12/2006	0	0	0	-	-	-	0	0
1435	ORDENADOR COMPLETO RESP. SIDA	28/12/2006	708	708	-708	-	-	-	-708	-
1436	PANTALLA PLANA CONTA. MISIONES 1	28/12/2006	182	182	-182	-	-	-	-182	-
1437	PANTALLA PLANA CONTA. MISIONES 2	28/12/2006	182	182	-182	-	-	-	-182	-
1438	ORDENADOR CONTA. MISIONES 1	28/12/2006	708	708	-708	-	-	-	-708	-
1439	ORDENADOR CONTA. MISIONES 2	28/12/2006	708	708	-708	-	-	-	-708	-
1440	ORDENADOR MARKETING EMPRESAS	01/01/2007	703	703	-703	-	-	-	-703	-
1441	IMPRESORA LASERJET GEST. MISIONES	01/01/2007	280	280	-280	-	-	-	-280	-
1442	MONITOR MARKETING EMPRESAS	10/01/2007	187	187	-187	-	-	-	-187	-
1443	ORDENADOR PORTATIL 1-SAHEL (2006)	19/09/2006	1.151	1.151	-1.151	-	-	-	-1.151	-
1444	ORDENADOR PORTATIL 2-SAHEL (2006)	19/09/2006	1.151	1.151	-1.151	-	-	-	-1.151	-
1445	EQUIPOS TELEFONICA FIJA NUEVA DEL. BARCELONA	13/04/2007	1.677	1.677	-1.677	-	-	-	-1.677	-
1446	SILLAS NUEVA DEL. BARCELONA	06/06/2007	532	532	-532	-	-	-	-532	-
1447	VERSION 5 LE SHINX PLUS LICENCIA ESPAÑOLA	10/05/2007	280	280	-280	-	-	-	-280	-
1448	CENTRALITA TELENNOVIS	30/04/2007	9.352	9.352	-9.352	-	-	-	-9.352	-
1449	SOUNDSTATION II EX EQ. AUDIOCONFERENCIA+KIT MICROS	17/05/2007	989	989	-989	-	-	-	-989	-
1450	ORDENADOR PORTATIL DEL. TOLEDO	22/03/2007	1.052	1.052	-1.052	-	-	-	-1.052	-
1451	MONITOR 21 DPTO. MKT EMPRESAS	26/04/2007	719	719	-719	-	-	-	-719	-
1452	ORDENADOR PORTATIL DEL.	30/04/2007	913	913	-913	-	-	-	-913	-

Marta Salgado Bravo  
 Traductora  
 Intérprete de Inglés  
 Número 5188 MAEC  
 19-6-19



Inmo.	Descr.	Date of purchase	Initial Gross Value	Amortization			VCN
				Recognition	De-recognit.	Final	
1453	BARCELONA ORDENADOR FIJO FUJITSU	19/04/2007	693	693	-693	-	-693
1454	ORDENADOR BASICO DPTO. COMUNICACION	02/05/2007	713	713	-713	-	-713
1455	4 MONITORES PANTALLAS PLANAS DPTO. RR.HH.	21/05/2007	603	603	-603	-	-603
1456	IMPRESORA HPLASER JET 1022N DEL BARCELONA	25/05/2007	249	249	-249	-	-249
1457	IMPRESORA HP LASER JET P2015DN	13/02/2007	416	416	-416	-	-416
1506	TELEFONO SATELITE VSAT KEITA KANF-ELEC NE (2007)	16/04/2007	0	0	0	-	0
1513	ORDENADOR Y MONITOR (120 LOGISTICA) 2007	29/08/2007	723	723	-723	-	-723
1514	ORDENADOR FIJO (300 : RHH) 2007	29/08/2007	506	506	-506	-	-506
1533	DOS RUEDAS DT125 KEITA CFAO (NE/AH00)	24/07/2007	0	0	0	-	0
1534	DOS RUEDAS DT125 KEITA CFAO (NE/AH00)	24/07/2007	0	0	0	-	0
1535	DOS RUEDAS DT125 KEITA CFAO (NE/AH00)	24/07/2007	0	0	0	-	0
1540	ORDENADOR PORTATIL (CO/BA00)	26/09/2007	0	0	0	-	0
1541	ORDENADOR PORTATIL (CO/BA00)	26/09/2007	0	0	0	-	0
1550	ORDENADOR PROYECTO J1D	21/11/2007	0	0	0	-	0
1551	ORDENADOR PROYECTO J1D	21/11/2007	0	0	0	-	0
1552	ORDENADOR PROYECTO J1D	21/11/2007	0	0	0	-	0
1587	APC SMART UPS-SAI	31/05/2007	730	730	-730	-	-730
1588	ARMARIO RACK 5642 HP	01/08/2007	871	871	-871	-	-871
1589	LINDY SWITCH CPU P8	01/08/2007	232	232	-232	-	-232
1590	ORDENADOR PORTATIL DTOR RHH	20/12/2007	1.345	1.345	-1.345	-	-1.345
1591	EQUIPO ORDENADOR PORTATIL	28/12/2007	1.448	1.448	-1.448	-	-1.448
1592	ORDENADOR SENSIBILIZACION	04/12/2007	579	579	-579	-	-579
1593	PANTALLA SENSIBILIZACION	04/12/2007	182	182	-182	-	-182
1594	18 PANTALLA PLANA	08/11/2007	3.080	3.080	-3.080	-	-3.080
1595	APC BATERIA SMART	14/09/2007	259	259	-259	-	-259
1596	PANTALLA PLANA	06/08/2007	317	317	-317	-	-317

Marta Salgado Bravo  
 Traductora  
 Interpretadora Inglés  
 Número 5188 MAEC  
 19-6-19





Inno.	Descr.	Date of purchase	Initial Gross Value	Recognition	Derecognit.	Final	Initial	Amortization			VCN
								Allocation	Recognit.	Derecognit.	
1597	MONITOR LOGISTICA	24/10/2007	177			177	-177	-	-	-177	-
1598	PORTATIL + GARENTIA	24/10/2007	959			959	-959	-	-	-959	-
1599	ORDENADOR CONTABILIDAD	08/11/2007	542			542	-542	-	-	-542	-
1600	PANTALLA PLANA	08/11/2007	177			177	-177	-	-	-177	-
1647	ESTANTERIAS ESMELUX	28/07/2008	1.821			1.821	-1.821	-	-	-1.821	-
1648	PC TORRE HP AUDITOR INTERNO	02/01/2008	625			625	-625	-	-	-625	-
1649	PC TORRE HP DESK AMERICA	02/01/2008	625			625	-625	-	-	-625	-
1650	PC TORRE HP DESK FUJITSU	21/02/2008	625			625	-625	-	-	-625	-
1651	PC TORRE HP SLIM	02/01/2008	625			625	-625	-	-	-625	-
1652	PC TORRE HP LOGISTICA	24/01/2008	625			625	-625	-	-	-625	-
1653	SERVIDOR ACC PRLOLIANT DL 140	17/03/2008	1.872			1.872	-1.872	-	-	-1.872	-
1654	IMPRESORA MULTIFUNCION	10/05/2008	115			115	-115	-	-	-115	-
1655	1/2 ORDENADOR FUJITSU	13/05/2008	252			252	-252	-	-	-252	-
1656	PC TORRE DIRECTOR RECNETICO	02/01/2008	625			625	-625	-	-	-625	-
1658	PC TORRE DIRECTOR HYDRO	02/01/2008	625			625	-625	-	-	-625	-
1659	IMPRESORA DE SELECCION	15/01/2008	364			364	-364	-	-	-364	-
1660	ORDENADOR TECNICO SELECCION	18/03/2008	517			517	-517	-	-	-517	-
1662	IMPRESORA MULTIFUNCION	10/05/2008	115			115	-115	-	-	-115	-
1663	1/2 ORDENADOR FUJITSU	13/05/2008	252			252	-252	-	-	-252	-
1664	PROYECTOR EPSON	10/05/2008	755			755	-755	-	-	-755	-
1665	PC TORRE DIRECTOR FIN	02/01/2008	625			625	-625	-	-	-625	-
1666	NEXTEL ENGINEERING GST 1852	18/03/2008	517			517	-517	-	-	-517	-
1667	PROYECTOR EMP X5 SSGG	25/01/2008	702			702	-702	-	-	-702	-
1668	SCANNER SSGG	25/01/2008	75			75	-75	-	-	-75	-
1669	PROYECTOR SETRIVCIOS GENERALES	09/01/2008	674			674	-674	-	-	-674	-
1670	IMPRESORA LASER COLOR	19/06/2008	869			869	-869	-	-	-869	-

Marta Salgado Arino  
 Traductora  
 Número jurada de inglés  
 19-6-19



Inmo.	Deser.	Date of purchase	Initial Gross Value	Recognition	Derecognit.	Final	Initial	Amortization		VCN
								Allocation	Recogniti.	
1671	PROYECTOR EPSON EMP X5	09/04/2008	674			674	-674	-	-	-674
1672	CAMARA VIDEO SONY DCRSR190E	09/04/2008	650			650	-650	-	-	-650
1673	FUJITSU ESPRIMO	10/05/2008	503			503	-503	-	-	-503
1674	PANTALLA TECNICO SELECCION	18/03/2008	168			168	-168	-	-	-168
2021	LAPTOP OF/LAP/MR/Z1/Q/015 COMPUTER	07/04/2010	0			0	-	-	-	0
2025	Teléfono Spiker Uno Class blanco	04/03/2010	44			44	-44	-	-	-44
2026	Teléfono Spiker Uno Class blanco	04/03/2010	44			44	-44	-	-	-44
2027	Teléfono Spiker Uno Class blanco	04/03/2010	44			44	-44	-	-	-44
2028	Teléfono Spiker Uno Class blanco	04/03/2010	44			44	-44	-	-	-44
2029	Teléfono Spiker Uno Class blanco	04/03/2010	44			44	-44	-	-	-44
2030	torre Fujitsu ESPRIMO P2540 E7500 Maite C., care pack, pantalla LCD, portes	19/05/2010	796			796	-796	-	-	-796
2031	torre Fujitsu ESPRIMO P2540 voluntario marketing, portes, care pack, pantalla LCD panorámica L20T-1 ECO	19/05/2010	796			796	-796	-	-	-796
2032	torre Fujitsu ESPRIMO P2540 Vincent S., care pack, pantalla, escritorio, cascos, altavoces	24/05/2010	838			838	-838	-	-	-838
2033	torre Fujitsu ESPRIMO P2540 Fernando S., care pack, pantalla LCD, portes	24/05/2010	806			806	-806	-	-	-806
2034	portatíl Compaq 610 C2D, kit escritorio	19/05/2010	518			518	-518	-	-	-518
2035	pantalla 42 Plasma Hd ready con conector VGA sala videoconferencia	06/04/2010	730			730	-730	-	-	-730
2036	disco durc WD passport essential 320 Gb USB, plata	03/08/2010	101			101	-101	-	-	-101
2037	torre ordenador Fujitsu ESPRIMO P2540 Nutrición Elisa D., care pack, portes	06/09/2010	783			783	-783	-	-	-783
2038	pantalla ordenador Philips LCD 19 Alessandra F.	06/09/2010	106			106	-106	-	-	-106
2039	torre Fujitsu P2560 Ania D. F., care pack, pantalla	24/09/2010	737			737	-737	-	-	-737
2040	torre Fujitsu P2540 Pablo T., care pack, pantalla LCD	24/09/2010	737			737	-737	-	-	-737
2041	torre Fujitsu P2560 Rafael D. P., care pack, pantalla LCD	24/09/2010	744			744	-744	-	-	-744
2042	Teléfono Alcatel Spiker Uno Class Elisa D.	29/09/2010	40			40	-40	-	-	-40
2043	Teléfono Alcatel Spiker Uno Class Pablo T.	07/10/2010	40			40	-40	-	-	-40
2044	Teléfono Alcatel Spiker Uno Class	29/09/2010	40			40	-40	-	-	-40

Marta Salgado Bravo  
 Intérprete Jurada de Inglés  
 Número 5188 MAEC  
 19-6-19



Inmo.	Descr.	Date of purchase	Initial Gross Value	Recognition	Derecognit.	Final	Initial	Amortization			VCN
								Allocation	Recognit.	Derecognit.	
2046	Teléfono Alcatel Spiker Uno Class	29/09/2010	40	40		40	-40	-	-	-40	-
2052	torre ordenador de mesa	16/12/2010	605	605		605	-605	-	-	-605	-
2053	torre ordenador de sobremesa	16/12/2010	605	605		605	-605	-	-	-605	-
2054	torre ESPRIMO P2760 y pantalla LED 19"	20/01/2011	706	706		706	-706	-	-	-706	-
2055	ST-2296 ref. doss compra: ESMD00008 torre, care pack Natalie OPE	04/03/2011	691	691		691	-691	-	-	-691	-
2056	ST-2299 ESMD00010 torre, care pack y pantalla Carmen D. SSGG	04/03/2011	691	691		691	-691	-	-	-691	-
2070	ESMD00023 ST-2315 licencias Karspersky ACF-España 2011-13	05/05/2011	1.147	1.147		1.147	-1.147	-	-	-1.147	-
2071	movil SAMSUNG E1151 AZUL 647230163	04/05/2011	19	19		19	-19	-	-	-19	-
2072	ST-2314 ESMD00022 3 baterías repuesto servidores Alejandro	11/05/2011	712	712		712	-712	-	-	-712	-
2073	ESMD00027 ST-2324 torre Olivier y tarjeta gráfica doble salida monitor	31/05/2011	523	523		523	-523	-	-	-523	-
2074	ST-2330 ESMD00031 portátil Olivier HP 5320 y carepack 3 años	20/06/2011	822	822		822	-822	-	-	-822	-
2092	ST-2342 ESMD00035 torre Gonzalo	10/08/2011	415	415		415	-415	-	-	-415	-
2093	ST-2335 ESMD00035 torre TIC	10/08/2011	415	415		415	-415	-	-	-415	-
2094	ST-2353 ESMD00045 torre Roberta (RRHH)	31/08/2011	403	403		403	-403	-	-	-403	-
2095	ST-2352 ESMD00044 torre Elena	30/08/2011	403	403		403	-403	-	-	-403	-
2096	ST-2358 ESMD00050 torre Raphaël	16/09/2011	412	412		412	-412	-	-	-412	-
2097	ST-2359 ESMD00050 torre Amador	16/09/2011	412	412		412	-412	-	-	-412	-
2098	ST-2363 ESMD00051 kit portátil Frederic Ham	16/09/2011	1.357	1.357		1.357	-1.357	-	-	-1.357	-
2099	ST-2367 torre Mathias	28/09/2011	419	419		419	-419	-	-	-419	-
2100	ST-2369 ESMD00054 kit portátil prensa	30/09/2011	917	917		917	-917	-	-	-917	-
2101	ST-2370 ESMD00054 torre marketing	30/09/2011	396	396		396	-396	-	-	-396	-
2102	ST-2376 ESMD00059 kit sobremesa (torre y pantalla)	25/10/2011	490	490		490	-490	-	-	-490	-
2104	ST-2337 ESMD00034 antivirus Karspersky para servidores	27/06/2011	496	496		496	-496	-	-	-496	-
2105	ST-2381 ESMD00063.1 Torre Fujitsu Espirimo P2560 + carepack Finanzas	29/11/2011	447	447		447	-447	-	-	-447	-
2106	ST-2381 ESMD00063.1 Torre Fujitsu Espirimo P2560 + carepack Finanzas	29/11/2011	447	447		447	-447	-	-	-447	-
2107	ST-2382 ESMD00063.1 Torre Fujitsu	29/11/2011	447	447		447	-447	-	-	-447	-

Marta Salgado Bravo  
 Traductora  
 Interpretación de Idiomas  
 Número 5188 M.A.F.C.  
 19-6-19



Imnto.	Descr.	Date of purchase	Initial Gross Value	Recognition	Derecognit.	Final	Initial	Amortization		VCN
								Allocation	Recognit. Value	
2108	Esprimo P2560 + carepack Auditoria Interna ST-2383 ESMD00063.1 Torre Fujitsu Esprimo P2560 + carepack Logistica-Misiones	29/11/2011	447			447	-447	-	-	-447
2109	Esprimo P2560 + carepack Operaciones ST-2386 ESMD00063.1 Torre Fujitsu	29/11/2011	447			447	-447	-	-	-447
2110	Esprimo P2560 + carepack RRRH ST-2387 ESMD00063.1 Torre Fujitsu	29/11/2011	447			447	-447	-	-	-447
2111	Esprimo P2560 + carepack - Comunicacion ST-2391 ESMD00066.1 Kit Portatil HP Probook 5330 m + Carepack - Comunicacion	21/11/2011	826			826	-826	-	-	-826
2112	Esprimo P2560 + carepack - Comunicacion ST-2386 ESMD00063 Kit Portatil HP Probook 6360 b (carepack, mochila, teclado, cargador de viaje) - Operaciones	23/12/2011	1,018			1,018	-1,018	-	-	-1,018
2113	Esprimo P2560 + carepack - Comunicacion ST-2390 ESMD00066 Torre Fujitsu Esprimo P2560 + carepack - Comunicacion	12/12/2011	447			447	-447	-	-	-447
2114	Esprimo P2560 + carepack - Comunicacion ST-2400 ESMD00076 Kit Portatil HP Probook 6360b (mochila, carepack) - Comunicacion	16/12/2011	899			899	-899	-	-	-899
2115	Esprimo P2560 + carepack - Comunicacion ST-2405 ESMD00077 Kit HP ProBook 5330m (care-pack, USB-DVD)	30/12/2011	912			912	-912	-	-	-912
2116	Esprimo P2560 + carepack - Comunicacion ST-2397 ESMD00073.3 Kit Portatil Toshiba + carepack - TIC	30/12/2011	1,160			1,160	-1,160	-	-	-1,160
2120	Esprimo P2560 + carepack - Comunicacion Torre Marysa Fujitsu Esprimo P400, G620 Serial N°=YLCM071718 con extension de garantia+ monitor Philips191V2SB	13/03/2012	550			550	-550	-	-	-550
2121	Esprimo P2560 + carepack - Comunicacion Torre Pablo Alcalde Esprimo P400 core-i5 Serial N°YLCM111646 con extension de garantia + tarjeta grafica GV-N210D3-1G1	13/03/2012	698			698	-698	-	-	-698
2122	Esprimo P2560 + carepack - Comunicacion Ordenador portatil HP Probook 6360b con care pack - Vincent Stehli - ESMD00087	22/03/2012	917			917	-917	-	-	-917
2123	Esprimo P2560 + carepack - Comunicacion ST-2418 Torre ESPRIMO P400 + Care pack + Monitor Samsung Sync Master - Departamento Auditoria Interna	22/03/2012	1,027			1,027	-1,027	-	-	-1,027
2125	Esprimo P2560 + carepack - Comunicacion ST-2421 Torre ESPRIMO P400 + care pack - Departamento Selección	22/03/2012	431			431	-431	-	-	-431
2126	Esprimo P2560 + carepack - Comunicacion ST-2425 ESMD00090 Torre Esprimo P400 con care pack - Serial Number: YLCM071853	15/03/2012	431			431	-431	-	-	-431
2127	Esprimo P2560 + carepack - Comunicacion ST-2425 ESMD00090 Torre Esprimo P400 con care pack - Serial Number: YLCM071855	15/03/2012	431			431	-431	-	-	-431
2134	Esprimo P2560 + carepack - Comunicacion Rackmount firewall	21/11/2011	528			528	-528	-	-	-528
2135	Esprimo P2560 + carepack - Comunicacion Rackmount firewall	21/11/2011	528			528	-528	-	-	-528
2137	Esprimo P2560 + carepack - Comunicacion Servidor informatico (Servidor HP Proliant DL385 + HP Top Ultrium 3000 + kit procesador HP AMD 6136)	02/04/2012	5,607			5,607	-5,607	-	-	-5,607
2138	Esprimo P2560 + carepack - Comunicacion Torre ordenador Esprimo P400 con care pack (Audren Ragot) - Serial Number: YLCM078780 - ESMD00110	23/04/2012	469			469	-469	-	-	-469
2142	Esprimo P2560 + carepack - Comunicacion ST-2468 ESMD00119 Torre Fujitsu EsPRIMO P400 + care pack_Alejandra Prado	28/06/2012	427			427	-427	-	-	-427

Marta Salgado Bravo  
 Traductora  
 Miétre juada de inglés  
 Número 5188 MAEC  
 19-6-19





Inmo.	Descr.	Date of purchase	Initial Gross Value	Recognition	Derecognit.	Final	Initial	Amortization		VCN
								Allocation	Derecognit.	
2143	ST-2473 ESMD00119 Torre Fujitsu ESPRIMO P400 + care pack + pantalla Philips Monitor190S1SB_Maria Perez Negro	28/06/2012	536			536	-536	-	-536	-536
2144	ST-2472 ESMD00119 Ordenador Portatil HP Probook 6360b + care pack + base de expansión 90W_Gemma Boada	28/06/2012	1.024			1.024	-1.024	-	-1.024	-1.024
2155	ST-2515_ESMD00149.1: HP Portatil Probook 6360b i5-2450M con care pack - Para Desks_Serial Number: 2CE2373PHJ	31/10/2012	931			931	-931	-	-931	-931
2156	ST-2515_ESMD00149.1: Ordenador portatil HP Probook 6360b i5-2450M con care pack - Para Desks - Serial Number: 2CE2373PJ2	31/10/2012	931			931	-931	-	-931	-931
2157	ST-2519_ESMD00154: Kit desktop (torre + care pack + monitor) - Julien Jacob	30/11/2012	558			558	-558	-	-558	-558
2169	ST-2537_ESMD00170.1: Kit ordenador de mesa (torre Fujitsu Espirimo P400 + Care pack + Monitor) - Departamento Marketing	28/12/2012	536			536	-536	-	-536	-536
2170	ST-2537_ESMD00170.1: Kit ordenador de mesa (torre Fujitsu Espirimo P400 + Care pack + Monitor) - Departamento Marketing	28/12/2012	536			536	-536	-	-536	-536
2171	ST-2526_ESMD00170.1: Kit ordenador de mesa (torre Fujitsu Espirimo P400 + care pack + monitor) - Leonor Calvo	28/12/2012	536			536	-536	-	-536	-536
2172	ST-2536_ESMD00170.1: Kit ordenador de mesa (torre Fujitsu Espirimo P400 + care pack + monitor) - Fernando Sevillano	28/12/2012	589			589	-589	-	-589	-589
2173	ST-2540_ESMD00170.1: Kit ordenador de mesa (torre Fujitsu Espirimo P400 + care pack + monitor) - Maria Estechea	28/12/2012	483			483	-483	-	-483	-483
2174	ST-2542_ESMD00170.1: Portatil HP Probook 6470b i5-3210M + care pack - Departamento finanzas	28/12/2012	1.753			1.753	-1.753	-	-1.753	-1.753
2176	ST-2524_ESMD00170.1: Kit ordenador portatil (HP Probook 6470b i5-3210M + care pack + maletin con ruedas + docking station HP 2012) - Luis Gonzalez	28/12/2012	1.070			1.070	-1.070	-	-1.070	-1.070
2177	Obras de acondicionamiento C/Duque de Sevilla 3	02/10/2012	156.457			156.457	-140.474	-	-140.474	15.982
2178	Mobiliario C/Duque de Sevilla 3	02/11/2012	6.677			6.677	-6.677	-	-6.677	-
2179	Mobiliario C/Duque de Sevilla 3	10/01/2013	98.540			98.540	-85.454	-	-85.454	13.086
2212	APLICACIONES INFORMATICAS (EX FLV)	31/07/2012	3.376			3.376	-3.376	-	-3.376	-
2235	MOBILIARIO DR. ZAMENHOFF	31/07/2012	30.126			30.126	-30.126	-	-30.126	-
2335	NMO. MATERIAL (VARIOS FLV)	31/07/2012	43.825			43.825	-43.825	-	-43.825	-
2337	ST-2667: Kit ordenador sobre mesa: Torre Fujitsu Espirimo P400 + Care pack 3 años + Pantalla Philips - Departamento Selección	24/06/2013	688			688	-688	-	-688	-
2338	ST-2671: Kit ordenador sobre mesa: Torre	22/05/2013	688			688	-688	-	-688	-

Marta Salgado Bravo  
 Interpretadora  
 Número 5180 MAEC  
 19-6-19



Inmó.	Descri.	Date of purchase	Initial Gross Value	Amortization				VCN		
				Recognit.	Derocognit.	Final	Initial		Allocation	Recognit.
2239	Fujitsu Espirimo P400 + Care pack 3 años + Pantalla Philips - Departamento Formación ST-2674; Kit ordenador sobremesa torre Fujitsu P400 + care pack 3 años + Pantalla Philips - Departamento Finanzas - Contabilidad	24/06/2013	688			688	-688			-688
2240	ST-2674; Kit ordenador sobremesa torre Fujitsu P400 + care pack 3 años + Pantalla Philips - Departamento Finanzas - Contabilidad	23/09/2013	692			692	-692			-692
2242	ST-2703 ESMD00263.1; Portátil HP Probook 430 G1 + care pack 3 años extensión garantía - Departamento Operaciones - Ana Martín	31/10/2013	792			792	-792			-792
2261	ESMD00261.1; Ordenador portátil HP Probook 430 G1 + extensión garantía 3 años - Departamento Formación - Leonor Calvo	03/01/2014	690			690	-690			-690
2308	Torres Fujitsu P410, i3-3220, 4GB, 1000GB	25/10/2013	558			558	-558			-558
2309	Torres Fujitsu P410, i3-3220, 4GB, 1000GB	25/10/2013	558			558	-558			-558
2310	Torres Fujitsu P410, i3-3220, 4GB, 1000GB	25/10/2013	558			558	-558			-558
2311	ESMD00284.1; Torre Fujitsu Espirimo P410 Intel C13 - 3220 + Extensión garantía 3 años - Departamento Técnico	30/01/2014	605			605	-605			-605
2312	ESMD00284.1; Torre Fujitsu Espirimo P410 Intel C13 - 3220 + Extensión garantía 3 años - Departamento Técnico	30/01/2014	605			605	-605			-605
2313	ESMD00284; Kit Sobremesa; Torre Fujitsu Espirimo P410 Intel C13 - 3220 + extensión garantía 3 años + pantalla Philips 193V5LSB2 - Departamento Técnico	31/01/2014	686			686	-605			-605
2314	ESMD00284; Kit Sobremesa; Torre Fujitsu Espirimo P410 Intel C13 - 3220 + extensión garantía 3 años + pantalla Philips 193V5LSB2 - Departamento Técnico	31/01/2014	686			686	-605			-605
2315	ESMD00284.1; Torre Fujitsu Espirimo P410 i3-3220 + extensión garantía 3 años - Departamento Logística Operacional	31/01/2014	605			605	-605			-605
2316	ESMD00289; Ordenador Portatil HP Probook 430 G1 + extensión garantía 3 años - Delegación Aragón	28/02/2014	740			740	-740			-740
2317	ESMD00289; Torre Fujitsu P420 + extensión de garantía - Departamento DASE	28/02/2014	579			579	-579			-579
2318	ESMD00289; Torre Fujitsu P420 + extensión de garantía - Departamento DASE	28/02/2014	579			579	-579			-579
2319	ESMD00289; Kit sobremesa (Torre Fujitsu P420 + extensión de garantía + pantalla Philips) - Departamento DASE	28/02/2014	660			660	-660			-660
2320	ESMD00289; Ordenador portatil HP Probook 430 G1 + extensión garantía 3 años -	28/02/2014	740			740	-740			-740

Marta Salgado Bravo  
 Traductora  
 intérprete jurada de inglés  
 Número 018 MEC

1a-6-19



Ítemo.	Descripción	Date of purchase	Initial Gross Value	Recognition	Derrecognit.	Final	Initial	Amortization		VCN
								Allocation	Derrecognit.	
2321	Departamento DASE ESM00289: Ordenador portatil HP P4000 430 G1 + extensión garantía 3 años - 4	28/02/201	740			740	-740	-	-740	-
2322	Departamento DASE Portatil HP 430 G1 + extensión de garantía - Departamento Logística (Proveniente de Stock Madrid 300004)	26/02/201	740			740	-740	-	-740	-
2323	Portatil HP 430 G1 + extensión garantía 3 años - Departamento Logística (proveniente de Stock Madrid 300004)	26/02/201	740			740	-740	-	-740	-
2324	Portatil HP Probook 430 G1 + extensión garantía 3 años - Departamento Recursos Humanos (Proveniente de stock Madrid 300004)	26/02/201	740			740	-740	-	-740	-
2325	Portatil HP Probook 430 G1 + extensión garantía 3 años - Departamento Recursos Humanos (Proveniente de Stock Madrid 300004)	26/02/201	740			740	-740	-	-740	-
2326	ESMD00296.1: Portatil HP Probook + extensión garantía 3 años - Departamento Logística	01/04/201	728			728	-728	-	-728	-
2327	ESMD00296.1: Portatil HP 430 G1 + extensión de garantía 3 años - Departamento Logística	01/04/201	728			728	-728	-	-728	-
2328	ESMD00296.1: Portatil HP Probook 430 G1 + extensión de garantía 3 años - Departamento Operaciones - Alvaro Pascual Kit sobremesa: Torre Fujitsu P420 + extensión garantía 3 años + pantalla Philips - Departamento Técnico (Proveniente de Stock Madrid cuentas 300001 y 300004)	01/04/201	728			728	-728	-	-728	-
2329	Portatil HP Probook Probook 430 G1 + extensión garantía 3 años - Departamento operaciones (proveniente de Stock Madrid cuenta 300004)	23/03/201	579			579	-579	-	-579	-
2330	Portatil HP Probook Probook 430 G1 + extensión garantía 3 años - Departamento operaciones (proveniente de Stock Madrid cuenta 300004)	31/03/201	728			728	-728	-	-728	-
2331	ST-2784_ESMD00298: HP Pro 3520 AIO PC (desktop) + care pack 3 años - Sala Reunión Bidegain	27/03/201	593			593	-593	-	-593	-
2332	ST-2787_ESMD00298.1: HP Pavilion Touch smart 11-E099SS + care pack 3 años	26/03/201	525			525	-525	-	-525	-
2333	ST-2787_ESMD00298.1: HP Pavilion Touch Smart 11-E099SS + care pack 3 años	26/03/201	525			525	-525	-	-525	-
2334	ST-2813_ESMD00311.1: HP Portatil Probook 430G1 + extensión de garantía 3 años - Departamento Comunicación	27/05/201	727			727	-727	-	-727	-
2335	ST-2813_ESMD00311.1: HP Portatil Probook 430 G1 + extensión de garantía 3 años - Departamento de comunicación	27/05/201	727			727	-727	-	-727	-
2336	Kit sobremesa: Torre Fujitsu P400 + extensión garantía 3 años + pantalla Philips - Alfonso Calderón (Proveniente de stock Madrid 300004)	07/04/201	660			660	-660	-	-660	-

Marta Salgado Bravo  
Traductora  
Interprete jurada de inglés  
Número 5188 MAEC  
19-6-19



Inmo.	Descr.	Date of purchase	Initial Gross Value	Recognition	Derecognit.	Final	Initial	Amortization			VCN
								Allocation	Recognit.	Derecognit.	
2337	Kit portatil: Portatil HP Probook + extensión garantía 3 años + pantalla Philips - Elena Alonso (Proveniente de Stock Madrid cuenta 300004)	16/04/2014	808			808	-808	-	-	-808	-
2338	Ordenador portatil HP Probook 430G1 + extensión garantía 3 años - Fernando Sevillano (Proveniente de stock Madrid cuenta 300004)	16/04/2014	728			728	-728	-	-	-728	-
2339	Portatil HP Probook 430 G1 + extensión garantía 3 años - Departamento marketing Torre Fujitsu Esprimo P 400 + extensión garantía 3 años - Departamento marketing (Proveniente de stock Madrid cuenta 300004)	16/04/2014	728			728	-728	-	-	-728	-
2340	Portatil HP Probook 430 G2 + extensión garantía 3 años - Delegación Sevilla, departamento DASE (proveniente de stock Madrid, cuenta 300004)	28/04/2014	579			579	-579	-	-	-579	-
2341	Portatil HP Probook 430 G1 + care pack 3 años garantía - Departamento Formación (proveniente Stock Madrid, cuenta 300004)	01/07/2014	727			727	-727	-	-	-727	0
2342	Kit portatil .HP Probook 430 G2 + extensión garantía 3 años + pantalla Philips 193V4LSB2 - Delegación Sevilla, departamento DASE (proveniente de stock Madrid, cuenta 300004)	08/09/2014	804			804	-804	-	-	-804	-
2343	Kit portatil: Portatil HP Probook 430 G2 + extensión garantía 3 años + pantalla Philips 193V4LSB2 - Delegación Sevilla, departamento DASE (proveniente de stock Madrid, cuenta 300004)	08/09/2014	804			804	-804	-	-	-804	-
2344	Kit portatil: Portatil HP Probook 430G2 + extensión garantía 3 años + pantalla Philips 193V4LSB2 - Departamento Finanzas, gestión misiones (proveniente de stock Madrid, cuenta 300004)	08/09/2014	804			804	-804	-	-	-804	-
2345	ST-2848_ESMD00324.1: Ordenador portatil HP Probook 250 G2 Notebook PC + care pack 3 años garantía - Departamento formación	08/09/2014	563			563	-563	-	-	-563	-
2346	ST-2904_ESMD00369: Torre Esprimo P420 Core i5-4440 4GB + care pack 3 años_ Jairo Lorente_ departamento TIC	04/11/2014	722			722	-722	-	-	-722	-
2347	ST-2893_ESMD00362.1: Torre Esprimo P420 Core i7 8GB 1TB con NVIDIA GeForce G05 DisplayPort 1GB y 8GB DDR3 + care pack 3 años_ Departamento Marketing Digital	13/11/2014	908			908	-908	-	-	-908	-
2348	ST-2932_ESMD00378.1: Portatil HP 430 i5 + care pack 3 años - Departamento TIC - Portatil para viajes	01/12/2014	721			721	-721	-	-	-721	-
2349	ST-2932_ESMD00378.1: Portatil HP 430 - i5 + care pack 3 años - Departamento TIC - Portatil para viajes	01/12/2014	721			721	-721	-	-	-721	-
2350	Torre Fujitsu Esprimo P420 Ci3 - 3220 + extensión garantía 3 años - Departamento	23/10/2014	579			579	-579	-	-	-579	-

Marta Salgado Bravo  
 Traductora  
 Número 5188 MAC  
 19-6-19





Immo	Descr.	Date of purchase	Initial Gross Value	Recognition	Derecognit.	Final	Initial	Amortization			VCN
								Allocation	Recognit.	Derecognit.	
2352	Comunicación - Nuria Berro (Proveniente de Stock Madrid, cuenta 3000004) Portatil HP Probook 430 G2 + extensión de garantía 3 años - Departamento Comunicación - Alicia Garcia (Proveniente de Stock Madrid, cuenta 3000004)	23/10/2014	697	-	-	697	-697	-	-	-697	-
2353	Portatil HP Probook 430 G2 + extensión de garantía 3 años - Departamento Comunicación - Para emergencias (Proveniente de Stock Madrid, cuenta 3000004)	23/10/2014	697	-	-	697	-697	-	-	-697	-
2354	Portatil HP Probook 430 G2 + extensión de garantía 3 años - Departamento DASE - Luis Gonzalez. (Proveniente de Stock Madrid, cuenta 3000004)	06/11/2014	697	-	-	697	-697	-	-	-697	-
2355	Torre Fujitsu Esprimo P420 Ci3-3220 + extensión garantía 3 años - Departamento TIC (Proveniente de Stock Madrid, cuenta 3000004)	21/11/2014	579	-	-	579	-579	-	-	-579	-
5000	Falta Descr.		-2.360	-	-	-2.360	-6.391	-	-	-6.391	-8.751
_4245	MOBILE PHONE CO/OT/NE/ZZ/A1/073	15/07/2010	23	-	-	23	-23	-	-	-23	0
BOAOF0013	EQUIPO PORTATIL JEFE DE BASE CAMIRI-BOLP00037/EQUIPO PORTATIL JEFE DE BASE CAMIRI-BOLP00037	04/04/2014	1.192	-	-	1.192	-1.192	-	-	-1.192	-
COAOF0009	Equipolaptop-OfficeHomej	17/07/2014	793	-	-	793	-793	-	-	-793	-
COAOF0013	PuestodeTrabajoenLj	25/07/2014	601	-	-	601	-601	-	-	-601	-
COAVE0014	Camionetaj	10/08/2014	34.688	-	-	34.688	-28.149	-6.539	-	-34.688	-
CORVE0019			-	-	-	-	-	-	-	-	-
GNAVE0032	Groupe Electrogene Olympian GEP9 5-2 INSO	04/04/2013	12.151	-	-	12.151	-11.813	-	-	-11.813	338
GNALO0013	générateur	05/09/2012	11.542	-	-	11.542	-11.542	-	-	-11.542	-
GNAOF0029	Ordinateur de Bureau HP Pro 3500 MT	22/04/2013	4.469	-	-	4.469	-894	-	-	-894	3.575
GNAOF0030	ACTIVATION-AOF0030Ordinateur de Bureau HP Pro 3500 MT CZC2407YZK	22/04/2013	559	-	-	559	-894	-	-	-894	-335
GNAOF0031	ACTIVATION-AOF0031Ordinateur de Bureau HP Pro 3500 MT - CZC2407YYW	22/04/2013	559	-	-	559	-894	-	-	-894	-335
GNAOF0044	ESMD00177: HP Probook 6570B + care pack - Serial number: 5CB30318BK	11/02/2013	995	-	-	995	-995	-	-	-995	0
GNAOF0045	ESMD00177: HP Probook 6570B + care pack - Serial number: 5CB30318BK	11/02/2013	995	-	-	995	-995	-	-	-995	-
GNAVE0022	Moto	04/04/2013	-	-	-	-	76	-	-	76	76
GNAVE0025	Moto	04/04/2013	-	-	-	-	76	-	-	76	76
GNAVE0026	Moto	04/04/2013	-	-	-	-	76	-	-	76	76

Intérprete jurada de los  
Número 5188 MAEC  
19-6-19



Immo.	Descr.	Date of purchase	Initial Gross Value	Recognition	Derecognit.	Final	Initial	Amortization			VCN
								Allocation	Recogniti.	Derecognit.	
GTAVE0001	COCHE	28/09/201	0	-	-	0	0	-	-	0	0
GTAVE0002	COCHE	28/09/201	0	-	-	0	0	-	-	0	0
GTAVE0003	vehiculo 4x4 doble cabina	30/05/201	17.860	-	-	17.860	-17.860	-	-	-17.860	-
MLALO0001	Generateur Bureau[LOENEMLBK0051234	06/02/201	6.342	-	-	6.342	-7.897	-352	-	-8.250	-1.908
MLALO0025	Climatiseur Bureau	18/06/201	3.156	-	-	3.156	-3.156	-	-	-3.156	-
MLALO0026	Achat generateur 9.5KVA pour bureau	19/04/201	3.811	-	-	3.811	-3.811	-	-	-3.811	-
MLALO0027	Generateur Bureau BKO 30 KVA	04/09/201	6.342	-	-	6.342	-6.342	-	-	-6.342	-
MRAVE0001	ESMD00248:Vehiculo Toyota Landl	17/01/201	29.590	-	-	29.590	-29.590	-	-	-29.590	-
MRAVE0002	ESMD00248:Vehiculo Toyota Landl	17/01/201	29.590	-	-	29.590	-29.660	-	-	-29.660	-70
MRAVE0003	ESMD00248:Vehiculo Toyota Landl	17/01/201	29.590	-	-	29.590	-29.660	-	-	-29.660	-70
MRAVE0004	ESMD00248:Vehiculo Toyota Landl	17/01/201	29.590	-	-	29.590	-29.660	-	-	-29.660	-70
MRAVE0071	peugeot HTTC	13/03/201	12.170	-	-	12.170	-12.170	-	-	-12.170	-
MRAVE0072	Toyota Land Cruiser Hard Top	26/07/201	29.872	-	-	29.872	-29.601	-	-	-29.601	271
MRAVE0073	vehicule 4x4 multishi L 200	29/03/201	15.913	-	-	15.913	-3.978	-	-	-3.978	11.935
MRAVE0074	Activation AVE0074 (2194) vehicule 4x4 multishi L 200 (24)	29/03/201	3.978	-	-	3.978	-3.978	-	-	-3.978	-
MRAVE0075	Activation AVE0076 (2194) vehicule 4x4 multishi L 200 (44)	29/03/201	7.957	-	-	7.957	-5.140	-	-	-5.140	2.817
NEALO0049	Groupe électrogène	07/11/201	11.547	-	-	11.547	-10.585	-	-	-10.585	962
NEALO0050	Groupe électrogène	07/11/201	11.547	-	-	11.547	-11.226	-	-	-11.226	321
NEALO0051	Groupe électrogène	07/11/201	11.547	-	-	11.547	-11.226	-	-	-11.226	321
NEAF0008	Scanner archviste[OFOTHNENI00558004	05/03/201	1.370	-	-	1.370	-1.370	-	-	-1.370	-
NEAF0043	Alpha Tic.Com Photocopieur numérique Mp2501SP[OFOPNENI00609005	09/10/201	3.287	-	-	3.287	-3.287	-	-	-3.287	-
NEAF0046	Ordinateur portable HP ProBook	18/09/201	925	-	-	925	-925	-	-	-925	-
NEAF0047	Copieur multifonction MP 2000	07/09/201	4.375	-	-	4.375	-4.375	-	-	-4.375	-
NEAF0048	Retro projecteur EPSON H433B	20/11/201	608	-	-	608	-608	-	-	-608	-
NEAF0049	Vehicule 4X4 pour Madaoua chassi	23/10/201	36.573	-	-	36.573	-28.903	-7.670	-	-36.573	-

Maria Saldade  
 Intemparedo de inglês  
 Número 588 MAEC  
 19-6-19



Immo.	Desor.	Date of purchase	Initial Gross Value	Recognition	Derecognit.	Final	Initial	Amortization			VCN	
								Allocation	Recognit.	Derecognit.		
	4002428\VECARNENI00606007	4										
	Motors											
NEAVE0052	Toyota 4X4 Land Cruiser Pick up	30/10/201	36.332			36.332	-32.548	-	-32.548		3.784	
NIAVE0005	Automovil	14/11/201	2.665			2.665	-2.665	-	-2.665			
NIAVE0006	camioneta NISSAN	10/01/201	17.708			17.708	-16.485	-	-16.485		1.223	
PHAVE0221	Hyundai Accent GL MIT model	04/01/201	11.003			11.003	-10.774	-	-10.774		229	
PIAOF0001	HP LAPTOP IDS 8470P SN #CNU4029L81\SABRI COMPUTER	08/04/201	894			894	-894	-	-894		0	
PIAVE0017	CAR VOLKSWAGEN JETTA	25/10/201	14.588			14.588	-15.685	-	-15.685		-1.097	
PIAVE0018	Purchase of 4x4 Pajero car#1595	31/01/201	31.770			31.770	-31.474	-	-31.474		296	
PIAVE0019	Purchase of 4x4 Pajero car#1592	31/01/201	31.770			31.770	-31.474	-	-31.474		296	
PIAVE0020	Purchase of 4x4 Pajero car#1593	31/01/201	31.770			31.770	-31.474	-	-31.474		296	
PIAVE0021	Activation AVE0021\VECARPIZ6R1006	04/05/201	30.241			30.241	-30.241	-	-30.241		0	
SNALO0032	Groupe electrogene	06/07/201	1.227			1.227	-1.227	-	-1.227			
SNALO0037	GROUPE ELECTROGENE - BUREAU DAKAR	19/09/201	1.536			1.536	-1.536	-	-1.536		0	
SNALO0049	SPLIT (Un seul code log kit moteur+ split)\SNDK00619	01/10/201	267			267	-267	-	-267			
SNALO0050	SPLIT (Un seul code log kit moteur+ split)\SNDK00619	01/10/201	267			267	-267	-	-267			
SNACF0017	Laptop IBM LENOVO B50-70j02 ORDINATEUR PORTABLE LENOVO B590-SNDK00726	18/12/201	693			693	-693	-	-693			
SNACF0018	Laptop IBM LENOVO B50-70j02 ORDINATEUR PORTABLE LENOVO B590-SNDK00726	18/12/201	693			693	-693	-	-693			
SNACF0019	Imprimante multifonction HP Laser Jet Pro MFP M476j02 IMPRIMANTES HP-SNDK00726	18/12/201	774			774	-774	-	-774			
SNACF0020	Imprimante multifonction HP Laser Jet Pro MFP M476j02 IMPRIMANTES HP-SNDK00726	18/12/201	774			774	-774	-	-774			
SNACF0021	Vidéo Projecteur EPSON EB - S 17 2700 LOMENSVIDEO PROJECTEUR-SNDK00726	18/12/201	630			630	-630	-	-630			
SNAVE0022	Toyota Land Cruiser	31/05/201	39.561			39.561	-39.561	-	-39.561			
SNAVE0023	Moto Yamaha	06/07/201	2.271			2.271	-2.271	-	-2.271			
SNAVE0024	Moto Yamaha	06/07/201	2.271			2.271	-2.271	-	-2.271			
SNAVE0025	Moto Yamaha	06/07/201	2.271			2.271	-2.271	-	-2.271			

Traductor de  
 Internet de Inglés  
 Número 5188  
 12-6-19



Inmo.	Descr.	Date of purchase	Initial Gross Value	Amortization				VCN	
				Recognition	Derecognit.	Final	Initial		Alotacion
SNAVE0026	Moto Yamaha	06/07/201	2.271	-	-	2.271	-2.271	-2.271	-
SNAVE0027	Moto Yamaha	06/07/201	2.271	-	-	2.271	-2.271	-2.271	-
SNAVE0028	Moto Yamaha	06/07/201	2.271	-	-	2.271	-2.271	-2.271	-
SNAVE0029	Moto Yamaha	06/07/201	2.271	-	-	2.271	-2.271	-2.271	-
SNAVE0030	Moto Yamaha	06/07/201	2.271	-	-	2.271	-2.271	-2.271	-
SNAVE0031	Moto Yamaha	06/07/201	2.271	-	-	2.271	-2.271	-2.271	-
SNAVE0033	Moto Yamaha	06/07/201	2.272	-	-	2.272	-2.271	-2.271	0
SNAVE0034	MOTOS DJAKARTA	01/09/201	970	-	-	970	-970	-970	-
SNAVE0035	MOTOS DJAKARTA	01/09/201	970	-	-	970	-970	-970	0
SNAVE0036	RENAULT MEGANE	01/09/201	-	-	-	-	-	-	-
WAAF0006	SPLIT	29/11/201	3.622	-	-	3.622	-517	-517	3.104
WAAF0007	ACTIVATION-AF0007 SPLIT	10/10/201	489	-	-	489	-517	-517	-29
WAAF0008	ACTIVATION-AF0008 SPLIT	10/10/201	489	-	-	489	-517	-517	-29
WAAF0009	ACTIVATION-AF0009 SPLIT	10/10/201	489	-	-	489	-517	-517	-29
WAAF0010	ACTIVATION-AF0010 SPLIT	10/10/201	489	-	-	489	-517	-517	-29
WAAF0011	ACTIVATION-AF0011 SPLIT	10/10/201	489	-	-	489	-517	-517	-29
WAAF0012	ACTIVATION-AF0012 SPLIT	10/10/201	489	-	-	489	-517	-517	-29
WAAOF0003	ORDINATEURS PORTABLESILENOVO 1143HHG - ThinkPad Edge E520R9N7NA2	10/12/201	682	-	-	682	-682	-682	-
WAAOF0004	ORDINATEURS PORTABLESILENOVO 1143HHG - ThinkPad Edge E520R9N7N9H	10/12/201	682	-	-	682	-682	-682	-
WAAOF0005	ORDINATEURS PORTABLESILENOVO 1143HHG - ThinkPad Edge E520R9N7N94	10/12/201	682	-	-	682	-682	-682	-
WAAOF0013	MATERIEL INFORMATIQUE (IMPRI)	20/11/201	1.266	-	-	1.266	-1.266	-1.266	-
WAAOF0014	LICENCE MICROSOFT	26/02/201	270	-	-	270	-270	-270	0
WAAOF0015	Ordinateur HP Notebook 630/	07/08/201	585	-	-	585	-585	-585	-
WAAOF0016	Ordinateur HP Notebook 630/	07/08/201	585	-	-	585	-585	-585	-
WAAVE0011	RENAULT DUSTER	31/12/201	17.837	-	-	17.837	-17.837	-17.837	-
COAC00089	Microfotio Inalambrico	10/09/201	113	-	-	113	-737	-737	-625

19-6-19  
 Biblioteca Tradução  
 Número 5188 MEC





Immo	Descr.	Date of purchase	Initial Gross Value	Recognition			Amortization			VCN
				Derecognit.	Final	Initial	Allocation	Recoognit.	Derecognit.	
COAC00040	Tripod	10/09/2015	149		149	-149	-	-	-149	-
COAC00041	Camara Digital	10/09/2015	850		850	-850	-	-	-850	-
COAC00042	Camara Digital	10/09/2015	200		200	-197	-	-	-197	3
COAC00043	Camara Digital	10/09/2015	200		200	-200	-	-	-200	-
GNALO0074	Imprimante HP Laserjet Pro 1606 recto verso scan_OFRHFGNCK00498-A.1013	15/04/2015	319		319	-320	-	-	-320	-1
GNALO0075	Video Projecteur sony_COSATGNCK00498-A.1006	15/04/2015	625		625	-626	-	-	-626	-1
GNALO0076	Scanner plat Scanjet_OFSATGNCK00498-A.1015	15/04/2015	371		371	-371	-	-	-371	-1
GNALO0053	Imprimante à Canon Multifonction MF4730	16/04/2015	477		477	-478	-	-	-478	-1
GNALO0054	Laptop HP Probook 450G2 Windows7 OFLAPGNCK00498-A.1028	15/04/2015	748		748	-749	-	-	-749	-1
GNALO0062	Desktop professionnel Fixe HP Pro3500 OFDESGNCK00498-A.1030	15/04/2015	583		583	-584	-	-	-584	-1
GNALO0063	Desktop professionnel Fixe HP Pro3500 OFDESGNCK00498-A.1032	15/04/2015	583		583	-584	-	-	-584	-1
GNALO0064	Desktop professionnel Fixe HP Pro3500 OFDESGNCK00498-A.1033	15/04/2015	583		583	-584	-	-	-584	-1
GNALO0065	Desktop professionnel Fixe HP Pro3500 OFDESGNCK00498-A.1034	15/04/2015	583		583	-584	-	-	-584	-1
GNALO0066	Desktop professionnel Fixe HP Pro3500 OFDESGNCK00498-A.1031	15/04/2015	583		583	-584	-	-	-584	-1
GNALO0067	Desktop professionnel Fixe HP Pro3500 OFDESGNCK00498-A.1035	15/04/2015	583		583	-584	-	-	-584	-1
GNALO0069	Desktop professionnel Fixe HP Pro3500 OFDESGNCK00498-A.1037	15/04/2015	583		583	-584	-	-	-584	-1
GNALO0070	Desktop professionnel Fixe HP Pro3500 OFDESGNCK00498-A.1039	15/04/2015	583		583	-584	-	-	-584	-1
GNALO0071	Desktop professionnel Fixe HP Pro3500 OFDESGNCK00498-A.1040	15/04/2015	583		583	-584	-	-	-584	-1
GNALO0072	Desktop professionnel Fixe HP Pro3500 OFDESGNCK00498-A.1041	15/04/2015	583		583	-584	-	-	-584	-1
GNALO0073	Imprimante HP Laserjet Pro 225 multifonction Scan_OFRHFGNCK00498-A.1015	15/04/2015	319		319	-320	-	-	-320	-1
GNALO0077	Desktop professionnel Fixe HP Pro3500 OFDESGNCK00498-A.1038	15/04/2015	583		583	-584	-	-	-584	-1
GNALO0078	Desktop professionnel Fixe HP Pro3500 OFDESGNCK00498-A.1036	15/04/2015	583		583	-584	-	-	-584	-1
GNALO0058	Laptop HP Probook 450G2 Windows7 OFLAPGNCK00498-A.1029	15/04/2015	748		748	-749	-	-	-749	-1
GNALO0056	Laptop HP Probook 450G2 Windows7 OFLAPGNCK00498-A.1030	15/04/2015	748		748	-749	-	-	-749	-1
GNALO0057	Laptop HP Probook 450G2 Windows7 OFLAPGNCK00498-A.1031	15/04/2015	748		748	-749	-	-	-749	-1

19-6-19

Interprete Juridico  
Mimo 0518 MAF



Inmo.	Descr.	Date of purchase	Initial Gross Value	Recognition		Derecognit.		Amortization		VCN
				Initial	Final	Initial	Final	Allocation	Recognitil.	
GNAOF0058	Laptop HP Probook 450G2 Windows7	15/04/2015	748	748	748	-749	-	-	-749	-1
GNAOF0059	OFLAPGNCK00498-A.1 032	15/04/2015	748	748	748	-748	-	-	-748	-
GNAOF0060	OFLAPGNCK00498-A.1 033	15/04/2015	748	748	748	-748	-	-	-748	-
GNAOF0061	Laptop HP Probook 450G2 Windows7	15/04/2015	748	748	748	-749	-	-	-749	-1
GTAOF0004	OFLAPGNCK00498-A.1 035	04/05/2015	497	497	497	-497	-	-	-497	-
GTAOF0005	YB09888439	04/05/2015	497	497	497	-497	-	-	-497	-
GTAOF0006	CK7112544Laptop Lenovo G50-70 Serie	04/05/2015	497	497	497	-497	-	-	-497	-
MLALO0045	YB09106421	06/03/2015	1.334	1.334	1.334	-1.334	-	-	-1.334	-
MLAOF0068	Groupe Electrogene SKVA KITORT	14/09/2015	534	534	534	-534	-	-	-534	-
MLAOF0069	01 Ordinateurs Portable HP250G3	14/09/2015	534	534	534	-534	-	-	-534	-
MLAVE0054	01 Ordinateurs Portable HP250G3	28/08/2013	23.630	23.630	23.630	-14.828	-	-	-14.828	8.801
MLAVE0071	TOYOTA HILUX LAND25LPRMDEN	28/08/2013	31.252	31.252	31.252	-20.362	-	-	-20.362	10.890
MRAVE0091	LAND CRUISER HZJ78LRJMRS	10/09/2015	25.002	25.002	25.002	-13.543	-6.079	-	-19.622	5.380
MRAVE0092	Vehicule TOYOTA HILUX 4x4	12/11/2015	25.875	25.875	25.875	-12.937	-6.879	-	-19.816	6.058
NEAOF0070	TOYOTA DOUBLE CABINE	12/11/2015	25.875	25.875	25.875	-12.937	-6.879	-	-19.816	6.058
NEAVE0069	TOYOTA DOUBLE CABINE	22/06/2015	998	998	998	-844	-	-	-844	154
PEAOF0001	Desktop HP Pro 3500 MT pour archiviste Niamey	29/09/2015	2.405	2.405	2.405	-2.405	-	-	-2.405	-
PEAOF0003	Photocopieur Canon IR2520 pr base Diffa	01/08/2015	35.063	35.063	35.063	-21.184	-6.681	-	-27.865	7.198
PEAOF0004	Vehicule 4x4 Diffa	05/02/2015	916	916	916	-921	-	-	-921	-5
PEAOF0005	01 Laptop Ci5	08/06/2015	175	175	175	-175	-	-	-175	-
PEAOF0006	Impresora Multifuncional Brother modelo DCP-J100	16/09/2015	1.637	1.637	1.637	-1.672	-	-	-1.672	-34
PEAOF0007	01 Projector Epson 01 servidor xeon HP para contab	08/06/2015	366	366	366	-351	-	-	-351	15
PEAOF0008	EQUIPEMENT - MACHINES A LAYER MATAM	20/03/2015	17.234	17.234	17.234	-11.980	-4.498	-	-16.479	756
PEAOF0009	EQUIPEMENT - 01 VOITURE RENAULT DUSTER 4X2	30/04/2015	23.858	23.858	23.858	-23.858	-	-	-23.858	-
PEAOF0010	EQUIPEMENT - 01 VOITURE PICK UP 4X4	18/02/2015	947	947	947	-947	-	-	-947	-

Maria G. ...  
 5188 MAEC  
 19-6-19



Inmo.	Descr.	Date of purchase	Initial Gross Value	Amortization				Derecognit. Value	VCN
				Final	Initial	Allocation	Recognit.		
2357	ESMD00393.1: Proyector BenQ MX 722/ DLP XGA 4000 - Departamento Servicios Generales	27/01/2015	728	728	-728	-	-	-728	-
2358	ES-2955_ESMD00398.1: Ordenador portatil HP Probook 430 G2 core i5-4 GB con 3 años de garantía - Departamento DASE - Nota: Z5/FSE	27/02/2015	691	691	-691	-	-	-691	-
2359	ST-2966_ESMD00398.1: Ordenador portatil HP Probook 430 G2 Core i5-4GB con extensión garantía 3 años - Departamento DASE	27/02/2015	691	691	-489	-	-	-489	201
2360	ST-2968_ESMD00398.1: Ordenador portatil HP Probook 430 G2 Core i5-4GB con extensión de garantía 3 años - Departamento Finanzas	27/02/2015	691	691	-691	-	-	-691	-
2361	ST-2968_ESMD00398.1: Ordenador portatil HP Probook 430 G1 Core i5-4GB con extensión de garantía 3 años - Departamento Finanzas	27/02/2015	691	691	-691	-	-	-691	-
2362	Portatil HP Probook 430G2 - G6W08EA#ABE - Con extensión de garantía de 3 años - Serial Number: CND445DX39 - Departamento Marketing (proveniente stock inmovilizado Madrid, cuenta 3000004)	27/01/2015	721	721	-721	-	-	-721	-
2363	Portatil HP Probook 430G2 - G6W08EA#ABE - Con extensión de garantía de 3 años - Serial Number: CND445DX0Z - Departamento DASE - Nota: Z5/ FSE (proveniente de stock inmovilizado Madrid, cuenta 3000004)	04/02/2015	721	721	-721	-	-	-721	-
2364	Kit Ordenador Sobremesa: Torre Fujitsu Espirimo P410 C13/3220 - Con extensión de garantía de 3 años - Serial Number: YLPV221184 + Pantalla Philips 193V5LSB2 - Departamento Finanzas (proveniente stock inmovilizado Madrid, cuenta 3000004)	04/02/2015	580	580	-580	-	-	-580	-
2365	Portatil HP Probook 430G2 - G6W08EA#ABE - Con extensión de garantía de 3 años - Serial Number: CND4490HZR - Departamento Logistica Misiones (proveniente stock inmovilizado Madrid, cuenta 3000004)	27/02/2015	691	691	-691	-	-	-691	-
2366	Portatil HP Probook 430G2 - G6W08EA#ABE - Con extensión de garantía de 3 años - Serial Number: CND4490HXB - Departamento Servicios Generales (proveniente stock inmovilizado Madrid, cuenta 3000004)	27/02/2015	691	691	-489	-	-	-489	201
2367	Portatil HP Probook 430G2 - G6W08EA#ABE - Con extensión de garantía de 3 años - Serial Number: CND4490HWY - Departamento DASE Cataluña - Nota: Z5/	10/03/2015	691	691	-691	-	-	-691	-

Marta Salgado Bravo  
 Traductora  
 intérprete de inglés  
 Número 5188 MAEC

19-6-19



Insho.	Descr.	Date of purchase	Initial Gross Value	Derocognit.	Final	Amortization			VCN
						Initial	Allocation	Recognitf.	
2368	FSE (proveniente stock inmovilizado Madrid, cuenta 300004) Portatil HP probook 430G2 - G6W08EA#ABE - Con extensión de garantía de 3 años - Serial Number: CND4490HVP - Departamento Auditoria Interna (Proveniente stock inmovilizado Madrid, cuenta. 300004) Torre Fujitsu Esprimo P410 C13/3220 - Con extensión de garantía de 3 años - Serial Number: YLPV221847 - Departamento Finanzas/ Contabilidad (proveniente stock inmovilizado Madrid, cuenta 300004) Kit Ordenador Sobremesa: Torre Fujitsu Esprimo P410 C13/3220 - Con extensión de garantía de 3 años - Serial Number: YLPV221914 + pantalla Philips 193V5LSB2- Departamento Comunicación/ Campañas (proveniente stock inmovilizado Madrid, cuenta 300004)	16/03/2015	691		691	-691	-	-	-691
2369	ST-3007_ESMD00406.1: Ordenador portatil HP Probbook 430 G2 core i5 con 8GB RAM + care pack 3 años - Departamento Técnico	23/03/2015	502		502	-502	-	-	-502
2370	ST-3007_ESMD00406.1: Ordenador portatil HP Probbook 430 G2 core i5 con 8GB RAM + care pack 3 años - Departamento Técnico	27/03/2015	582		582	-582	-	-	-582
2371	ST-3007_ESMD00406.1: Ordenador portatil HP Probbook 430 G2 core i5 con 8GB RAM + care pack 3 años - Departamento Técnico	23/04/2015	655		655	-655	-	-	-655
2372	ST-3007_ESMD00406.1: Ordenador portatil HP Probbook 430 G2 core i5 con 8GB RAM + care pack 3 años - Departamento Técnico	23/04/2015	655		655	-655	-	-	-655
2373	ST-3007_ESMD00406.1: Ordenador portatil HP Probbook 430 G2 core i5 con 8GB RAM + care pack 3 años - Departamento Técnico	23/04/2015	655		655	-655	-	-	-655
2374	ST-3007_ESMD00406.1: Ordenador portatil HP Probbook 430 G2 core i5 con 8GB RAM + care pack 3 años - Departamento Técnico	23/04/2015	655		655	-655	-	-	-655
2375	ST-3007_ESMD00406.1: Ordenador portatil HP Probbook 430 G2 core i5 con 8GB RAM + care pack 3 años - Departamento Técnico	23/04/2015	655		655	-655	-	-	-655
2376	ST-3007_ESMD00406.1: Ordenador portatil HP Probbook 430 G2 core i5 con 8GB RAM + care pack 3 años - Departamento Técnico	23/04/2015	655		655	-655	-	-	-655
2377	ST-3010_ESMD00406.1: Ordenador portatil HP Probbook 430 G2 core i5 con 8GB RAM + care pack 3 años - Departamento Operaciones	23/04/2015	655		655	-655	-	-	-655
2378	ST-3010_ESMD00406.1: Ordenador portatil HP Probbook 430 G2 core i5 con 8GB RAM + care pack 3 años - Departamento Operaciones	23/04/2015	655		655	-655	-	-	-655
2379	ST-3010_ESMD00406.1: Ordenador portatil HP Probbook 430 G2 core i5 con 8GB RAM + care pack 3 años - Departamento Operaciones	23/04/2015	655		655	-655	-	-	-655
2380	ST-2997_ESMD00406.2: Fujitsu Esprimo Q920-D3233 core i5-4590T - 8GB DDR3 + care pack 3 años - Departamento Servicios	22/06/2015	971		971	-971	-	-	-971

Marta Sastre  
Traductora  
Intérprete jurada de inglés  
Número 5188 MAEC

19-6-19





Immo.	Descr.	Date of purchase	Initial Gross Value	Recognition	Derecognit.	Final	Initial	Amortization			Disrecognit.	VCN
								Allocation	Rescognit.	Disrecognit.		
2381	Generales ST-2997_ESMDD00406.2: Fujitsu ESPRIMO Q920 D3233 Core i5-4590T 8GB DDR3 + care pack 3 años - Departamento Servicios Generales	22/06/2015	971	971	-	971	-971	-	-	-	-971	-
2382	ST-3055_ESMDD00436.1: HP Estación de trabajo torre Z440 + tarjeta gráfica NVIDIA Quadro K2000 - Departamento Comunicación	30/06/2015	2.140	2.140	-	2.140	-2.140	-	-	-	-2.140	-
2383	Portatil HP Probook 430 G2 con 4 GB RAM Adicional Crucial + extensión garantía 3 años - Delegación Andalucía (proveniente cuenta stock inmovilizado Madrid, 3000004)	23/04/2015	793	793	0	793	-793	0	0	-	-793	-
2384	Portatil HP Probook 430 G2 con 4GB RAM Adicional Crucial + extensión garantía 3 años - Delegación Valencia (proveniente de cuenta stock inmovilizado Madrid, 3000004)	27/04/2015	793	793	-	793	-793	-	-	-	-793	-
2385	Torre Fujitsu Espirimo P420 Ci3/4/130 + extensión garantía 3 años - Delegación Valencia (Proveniente cuenta stock inmovilizado Madrid, 3000004)	29/04/2015	572	572	-	572	-572	-	-	-	-572	-
2386	Portatil HP Probook 430 G2 con 4GB RAM adicional Crucial + extensión garantía 3 años - Departamento DASE (proveniente stock inmovilizado Madrid, 3000004)	29/04/2015	793	793	-	793	-793	-	-	-	-793	-
2387	Torre Fujitsu Espirimo P420 Ci3/4/130 + extensión de garantía 3 años - Departamento DASE (proveniente stock inmovilizado Madrid, 3000004)	19/05/2015	572	572	-	572	-572	-	-	-	-572	-
2388	Portatil HP Probook 430 G2 con 4GB RAM Adicional Crucial + extensión garantía 3 años - Departamento DASE (Proveniente cuenta stock inmovilizado Madrid, 3000004)	03/06/2015	793	793	-	793	-793	-	-	-	-793	-
2389	Portatil HP Probook 430 G2 con 4GB RAM Adicional Crucial + extensión garantía 3 años - Delegación Andalucía (proveniente cuenta stock inmovilizado Madrid, 3000004)	03/06/2015	793	793	0	793	-793	0	0	-	-793	-
2390	Kit ordenador sobremesa: Torre Fujitsu Espirimo P420 Ci3/4/130 + extensión garantía 3 años + Pantalla Philips 193V5LSB2 - Departamento Servicios Generales (proveniente cuenta stock inmovilizado Madrid, 3000004)	26/06/2015	649	649	-	649	-649	-	-	-	-649	-
2391	(ST-3080) Portatil HP Probook 430 G2 con 4GB RAM Adicional HP y care pack 3 años - Departamento Aprovisionamiento (María Estedha) - (proveniente cuenta Stock inmovilizado Madrid, 3000004)	14/07/2015	769	769	-	769	-769	-	-	-	-769	-
2392	(ST-3085) Portatil HP Probook 430 G2 con 4GB RAM Adicional y care pack 3 años - Departamento ASE (proveniente Stock inmovilizado Madrid, cuenta 3000004)	21/07/2015	769	769	-	769	-769	-	-	-	-769	-

Marta Salgado Blázquez  
 Traductora  
 Interpretada de inglés  
 Número 5188 MAEC

19-6-19



Inmo.	Descri.	Date of purchase	Initial			Amortization			VCN	
			Gross Value	Recognit.	De-recognit.	Final	Initial	Allocation		Recognit.
2393	(ST-3101) Torre Fujitsu Esprimo P420 C13 + care pack 3 años - Departamento Formación (proveniente Stock Inmovilizado Madrid, cuenta 3000004)	17/08/2015	578			578	-578		-578	
2394	(ST-3101) Kit sobremesa: Torre Fujitsu P420 C13 + care pack 3 años + Pantalla Philips 193V5LSB2 - Departamento Formación (proveniente Stock Inmovilizado Madrid, cuenta 3000004)	17/08/2015	659			659	-659		-659	
2395	(ES-3106) Portatil HP Probook 430 G2 con 4GB RAM Adicional + care pack 3 años - Departamento ASE (proveniente Stock Inmovilizado Madrid, cuenta 3000004)	20/08/2015	1.000			1.000	-769		-769	231
2396	(ES-3106) Portatil HP Probook 430 G2 con 4GB RAM adicional + care pack 3 años - Departamento ASE (proveniente Stock Inmovilizado Madrid, cuenta 3000004)	20/08/2015	538			538	-769		-769	-231
2397	(ST-3131) Kit portatil: Portatil HP Probook 430 G2 con 4GB RAM adicional + care pack 3 años + Pantalla BenQ GL2250M - Departamento TIC (proveniente Stock Inmovilizado Madrid, cuenta 3000004)	18/09/2015	886			886	-886		-886	
2398	(ST-3136) Kit portatil: Portatil HP Probook 430 G2 con 4GB RAM adicional + care pack 3 años + Pantalla BenQ GL2250M - Departamento Finanzas Gestion Misiones (proveniente Stock Inmovilizado Madrid, cuenta 3000004)	21/09/2015	886			886	-886		-886	
2399	ST-3120_ESMD00480.1: Impresora Zebra ZXP Series 3 - (Proyecto KACHE)	20/10/2015	1.036			1.036	-1.036		-1.036	
2400	ST-3144_ESMD00484.1: Fujitsu Esprimo Q920 PC + extensión garantía 3 años - Departamento Servicios Generales	30/11/2015	1.302			1.302	-1.302		-1.302	
2401	ST-3144_ESMD00484.1: Fujitsu Esprimo Q920 PC + extensión garantía 3 años - Departamento Servicios Generales	30/11/2015	1.302			1.302	-1.302		-1.302	
2402	(ST-3135) Kit portatil: Portatil HP Probook 430 G2 con 4 GB RAM adicional y con extensión garantía 3 años + pantalla BenQ GL2250M - Departamento Comunicación - (proveniente stock inmovilizado Madrid, cuenta 3000004)	09/10/2015	891			891	-891		-891	
2403	Probook 430 G2 con 4GB RAM adicionales y care pack 3 años + pantalla BenQ GL2250M - Director Relaciones Institucionales (proveniente stock inmovilizado Madrid, cuenta 3000004)	09/10/2015	891			891	-891		-891	
2404	ST-3157: ordenador portatil HP Probook 430 G2 con 4GB RAM adicionales y care pack 3 años - Departamento Salud-Nutrición (Proveniente de stock inmovilizado Madrid,	02/11/2015	776			776	-776		-776	

Marta Salgado B...  
 Traductora  
 Interprete Jirada de Inglés  
 Número 3188 M.E.C.  
 19-6-19



Inmó.	Descr.	Date of purchase	Initial Gross Value	Derogognit.	Final	Initial	Amortization		VCN
							Allocation	Rescognit.	
2405	cuenta 300004) (ST-3167): Ordenador portatil HP Probook 430 G2 con 4 GB RAM adicionales y care pack 3 años - Departamento WASH (Proveniente stock inmovilizado Madrid, cuenta 300004)	04/11/2015	776		776	-776	-	-	-776
2406	(ST-3182): Ordenador portatil HP Probook 430 G2 con 4GB RAM adicional y care pack 3 años - Departamento Campañas (proveniente stock Inmovilizado Madrid, cuenta 300004)	27/11/2015	776		776	-776	-	-	-776
2407	INMOVILIZADO: PORTATIL HP PROBOOK 430G2 - CON 4GB RAM ADICIONAL HP - Con extensión de garantía de 3 años - Serial number: CND52703X0	13/01/2016	776		776	-776	-	-	-776
2408	INMOVILIZADO: PORTATIL HP PROBOOK 430G2 - CON 4GB RAM ADICIONAL HP - Con extensión de garantía de 3 años - Serial number: CND52703VVD	13/01/2016	776		776	-776	-	-	-776
2409	INMOVILIZADO: KIT PORTATIL: PORTATIL HP PROBOOK 430G3 - CON 4GB RAM ADICIONAL HP - Con extensión de garantía de 3 años - Serial number: 5CD54778W5 + PANTALLA BENQ.GL2250M	15/01/2016	882		882	-882	-	-	-882
2410	INMOVILIZADO: PORTATIL HP PROBOOK 430G3 - CON 4GB RAM ADICIONAL HP - Con extensión de garantía de 3 años - Serial number: 5CD54778W7	15/01/2016	767		767	-767	-	-	-767
2411	INMOVILIZADO: PORTATIL HP PROBOOK 430G3 - CON 4GB RAM ADICIONAL HP - Con extensión de garantía de 3 años - Serial Number: 5CD54778V1	19/01/2016	767		767	-767	-	-	-767
2412	INMOVILIZADO: PORTATIL HP PROBOOK 430G3 - CON 4GB RAM ADICIONAL HP - Con extensión de garantía de 3 años - Serial Number: 5CD54778SV	19/01/2016	767		767	-767	-	-	-767
2413	INMOVILIZADO: KIT PORTATIL: PORTATIL HP PROBOOK 430G3 - CON 4GB RAM ADICIONAL HP - Con extensión de garantía de 3 años - Serial Number: 5CD54778TD + PANTALLA BENQ.GL2250M	28/01/2016	885		885	-885	-	-	-885
2414	INMOVILIZADO: PORTATIL HP PROBOOK 430G3 - CON 4GB RAM ADICIONAL HP - Con extensión de garantía de 3 años - Serial Number: 5CD54778W8	28/01/2016	767		767	-767	-	-	-767
2415	INMOVILIZADO: PORTATIL HP PROBOOK 430G3 - CON 4GB RAM ADICIONAL HP - Con extensión de garantía de 3 años - Serial Number: 5CD54778VM	15/02/2016	767		767	-734	-33	-	-767
2416	INMOVILIZADO: KIT PORTATIL: PORTATIL HP PROBOOK 430G3 - CON 4GB RAM ADICIONAL HP - Con extensión de garantía	16/02/2016	888		888	-850	-38	-	-888

Marta Salgado Bravo  
 Traductora  
 Número 5188 MAJC  
 19-2-19



Inmo.	Descr.	Date of purchase	Initial Gross Value	Recognition	Derecognit.	Final	Initial	Amortization		VCN
								Allocation	Recognit.	
2417	de 3 años - Serial Number: 5CD6033392 + PANTALLA BENQ GL2250M INMOVILIZADO: KIT SOBREMESA: TORRE FUJITSU ESPRIMO P420 C13 - P0420P2331ES- Con extensión de garantía de 3 años - Serial Number: YLTH670564 + PANTALLA BENQ GL2250M - Serial Number: ET29F00324019	01/03/2016	694			694	-636	-58		-694
2418	INMOVILIZADO: TORRE FUJITSU ESPRIMO P420 C13 - P0420P2331ES- Con extensión de garantía de 3 años - Serial Number: YLTH517622	03/03/2016	592			592	-542	-49		-592
2419	INMOVILIZADO: KIT PORTATIL: PORTATIL HP PROBOOK 430G3 - CON 4GB RAM ADICIONAL HP - Con extensión de garantía de 3 años - Serial Number: 5CD6051V08 - PANTALLA BENQ GL2250M	07/03/2016	888			888	-813	-75		-888
2420	INMOVILIZADO: PORTATIL HP PROBOOK 430G3 - CON 4GB RAM ADICIONAL HP - Con extensión de garantía de 3 años - Beien Aznar- Serial number: 5CD607303K	30/03/2016	753			753	-686	-67		-753
2421	INMOVILIZADO: PORTATIL HP PROBOOK 430G3 - CON 4GB RAM ADICIONAL HP - Con extensión de garantía de 3 años - Serial Number: 5CD6071ZK6	30/03/2016	753			753	-686	-67		-753
2422	PORTATIL HP PROBOOK 430G3 - CON 4GB RAM ADICIONAL HP - Con extensión de garantía de 3 años - Serial Number: 5CD6073062 + PANTALLA BENQ GL2250M	05/04/2016	861			861	-753	-108		-861
2423	PORTATIL HP PROBOOK 430G3 - CON 4GB RAM ADICIONAL HP - Con extensión de garantía de 3 años - Serial Number: 5CD6073MYL	06/04/2016	753			753	-658	-95		-753
2424	PORTATIL HP PROBOOK 430G3 - CON 4GB RAM ADICIONAL HP - Con extensión de garantía de 3 años - Serial Number: 5CD607303V	07/04/2016	753			753	-657	-95		-753
2425	PORTATIL HP PROBOOK 430G3 - CON 4GB RAM ADICIONAL HP - Con extensión de garantía de 3 años - Serial Number: 5CD6073MYS	07/04/2016	753			753	-657	-95		-753
2426	PORTATIL HP PROBOOK 430G3 - CON 4GB RAM ADICIONAL HP - Con extensión de garantía de 3 años - Serial Number: 5CD6135Y3S	22/04/2016	745			745	-648	-87		-745
2427	PORTATIL HP PROBOOK 430G3 - CON 4GB RAM ADICIONAL HP - Con extensión de garantía de 3 años - Serial Number: 5CD6135Y3K	03/05/2016	745			745	-621	-124		-745
2428	PORTATIL HP PROBOOK 430G3 - CON 4GB RAM ADICIONAL HP - Con extensión de garantía de 3 años - Serial Number:	06/05/2016	745			745	-620	-125		-745

Marta Salgado Bravo  
Traductora  
Intérprete jurada de inglés  
Número 5188 M.E.C.

15-6-19





Inmo.	Descr.	Date of purchase	Initial Gross Value	Recognition	Derecognit.	Final	Initial	Amortization			VCN
								Allocation	Recogniti.	Derecognit.	
2429	5CD6135Y3N PORTATIL HP PROBOOK 430G3 - CON 4GB RAM ADICIONAL HP - Con extensión de garantía de 3 años - Serial Number: 5CD6135Y3V	11/05/2016	745	745		745	-619	-127		-745	
2430	PORTATIL HP PROBOOK 430G3 - CON 4GB RAM ADICIONAL HP - Con extensión de garantía de 3 años - SERIAL NUMBER: 5CD6135Y3M	17/05/2016	745	745		745	-617	-128		-745	
2431	PORTATIL HP PROBOOK 430G3 - CON 4GB RAM ADICIONAL HP - Con extensión de garantía de 3 años - SERIAL NUMBER: 5CD6135Y39 + PANTALLA BENQ GL2250M -ETP9F00587019	17/05/2016	846	846		846	-701	-145		-846	
2432	PORTATIL HP PROBOOK 430G3 - CON 4GB RAM ADICIONAL HP - Con extensión de garantía de 3 años - S/N: 5CD6195TL4	13/06/2016	764	764		764	-602	-163		-764	
2433	PORTATIL HP PROBOOK 430G3 - CON 4GB RAM ADICIONAL HP - Con extensión de garantía de 3 años - S/N: 5CD6195TKK Kit PORTATIL HP PROBOOK 430G3 - CON 4GB RAM ADICIONAL HP - Con extensión de garantía de 3 años - S/N: 5CD6173DNK + PANTALLA BENQ GL2250M - S/N: ETP9F00700019	14/06/2016	764	764		764	-601	-163		-764	
2434	PORTATIL HP PROBOOK 430G3 - CON 4GB RAM ADICIONAL HP - Con extensión de garantía de 3 años - S/N: 5CD6195TL4	15/06/2016	865	865		865	-680	-185		-865	
2435	PORTATIL HP PROBOOK 430G3 - CON 4GB RAM ADICIONAL HP - Con extensión de garantía de 3 años - S/N: 5CD6173DLH	07/07/2016	764	764		764	-	-		-	764
2436	PORTATIL HP PROBOOK 430G3 - CON 4GB RAM ADICIONAL HP - Con extensión de garantía de 3 años - S/N: 5CD6195TL6	07/07/2016	764	764		764	-	-		-	764
2437	PORTATIL HP 256 GB SSD - 8 GB - Con extensión de garantía de 3 años - S/N: 5CD6236QCN	07/07/2016	774	774		774	-	-		-	774
2438	PORTATIL HP 256 GB SSD - 8 GB - Con extensión de garantía de 3 años - S/N: 5CD6236QCB	11/07/2016	774	774		774	-	-		-	774
2439	PORTATIL HP 256 GB SSD - 8 GB - Con extensión de garantía de 3 años - S/N: 5CD6236QCC	13/07/2016	774	774		774	-	-		-	774
2440	PORTATIL HP 256 GB SSD - 8 GB - Con extensión de garantía de 3 años - S/N: 5CD6236QCD	13/07/2016	774	774		774	-	-		-	774
2441	PORTATIL HP 256 GB SSD - 8 GB - Con extensión de garantía de 3 años - S/N: 5CD6236QCE	02/08/2016	774	774		774	-	-		-	774
2442	PORTATIL HP 256 GB SSD - 8 GB - Con extensión de garantía de 3 años - S/N: 5CD6236QCF	03/08/2016	774	774		774	-	-		-	774
2443	PORTATIL HP 256 GB SSD - 8 GB - Con extensión de garantía de 3 años - S/N: 5CD6236QCG	03/08/2016	774	774		774	-	-		-	774

Marta Saigado Bravo  
 Traductora  
 Intérprete jurada de inglés  
 Número 5188 MAEC  
 19-6-19



Inmo.	Descr.	Date of purchase	Initial Gross Value	Amortization				VCN			
				Recognition	Derecognit.	Final	Initial		Allocation	Recognit.	Derecognit.
2444	PORTATIL HP 256 GB SSD - 8 GB - Con extensión de garantía de 3 años - S/N: 5CD6236QCM	05/08/2016	875			875	-	-	-	-	875
2445	PORTATIL HP 256 GB SSD - 8 GB - Con extensión de garantía de 3 años - S/N: 5CD6236QCR	05/08/2016	774			774	-	-	-	-	774
2446	PORTATIL HP 256 GB SSD - 8 GB - Con extensión de garantía de 3 años - S/N: 5CD6236QCZ	05/08/2016	774			774	-	-	-	-	774
2447	KIT: PORTATIL HP 256 GB SSD - 8 GB - Con extensión de garantía de 3 años - S/N: 5CD6236QCL + PANTALLA BENQ GL2250M	29/08/2016	875			875	-	-	-	-	875
2448	KIT: PORTATIL HP 256 GB SSD - 8 GB - Con extensión de garantía de 3 años - S/N: 5CD6236QD1 + Pantalla ETA6G0273019	21/10/2016	875			875	-	-	-	-	875
2449	KIT: PORTATIL HP 256 GB SSD - 8 GB - Con extensión de garantía de 3 años - S/N: 5CD6236QCY + PANTALLA BENQ GL2250M	25/10/2016	875			875	-	-	-	-	875
2450	PORTATIL HP 256 GB SSD - 8 GB - Con extensión de garantía de 3 años - S/N: 5CD6236QC4	01/12/2016	774			774	-	-	-	-	774
2451	KIT: PORTATIL HP 256 GB SSD - 8 GB - Con extensión de garantía de 3 años + Pantalla	20/12/2016	874			874	-	-	-	-	874
2452	KIT: PORTATIL HP 256 GB SSD - 8 GB - Con extensión de garantía de 3 años + Pantalla	22/12/2016	874			874	-	-	-	-	874
2453	Portatil_S/N: 5CD607303N	08/04/2016	753			753	-657	-95	-647	-753	-
2454	Portatil_S/N: 5CD607303D	08/04/2016	753			753	-657	-95	-647	-753	-
2455	Portatil_S/N: 5CD6073035	08/04/2016	753			753	-657	-95	-647	-753	-
2456	Portatil_S/N: 5CD6135Y3H	26/04/2016	745			745	-647	-98	-647	-745	-
2457	INMO_ESMD00524.2_Portatil_5CD607303T + Pantalla	04/04/2016	853			853	-746	-107	-746	-853	0
2458	INMO_ESMD00524.2_Portatil_5CD6073MZ 9 + Pantalla	04/04/2016	853			853	-746	-107	-746	-853	0
2459	INMO_ESMD00524.2_Portatil_5CD607302X 7 + Pantalla	05/04/2016	853			853	-746	-17	-746	-763	90
2460	INMO_ESMD00524.2_Portatil_5CD6071ZK 8	05/04/2016	753			753	-658	-95	-658	-753	-
2461	INMO_ESMD00524.2_Portatil_5CD607307C + Pantalla	08/04/2016	853			853	-745	-108	-745	-853	-
2462	INMO_ESMD00524.2_Portatil_5CD607302G + Pantalla	19/04/2016	853			853	-742	-111	-742	-853	-
2463	INMO_ESMD00524.2_Portatil_5CD6073MZ 7 + Pantalla	19/04/2016	853			853	-742	-111	-742	-853	-
2464	INMO_ESMD00524.2_Portatil_5CD6073MZ	21/04/2016	853			853	-742	-111	-742	-853	0

Marta Salgado Bravo  
 Traductora  
 Integración de Idiomas  
 Número 5188 M.A.  
 19-6-19



Immo	Descr.	Date of purchase	Initial Gross Value	Recognition	Derognit.	Final	Initial	Amortization		VCN
								Allocation	Recognit.	
	3 + Pantalilla									
2465	INMO_ESMD00527_Portatil_5CD6051TZD	07/03/2016	783			783	-717	-66	-783	-
2466	INMO_ESMD00524.1_Portatil_5CD6135Y3	26/04/2016	846			846	-734	-111	-846	-
2467	INMO_ESMD00524.1_Portatil_5CD6135Y3	04/07/2016	745			745	-558	-187	-745	-
2468	INMO_ESMD00524.1_Portatil_5CD6135Y3F + Pantalilla	29/08/2016	846			846	-587	-258	-846	-
2469	INMO_ESMD00524.1_Portatil_5CD6135Y3J + pantalilla	04/07/2016	846			846	-634	-212	-846	-
2470	INMO_ESMD00524.1_Portatil_5CD6135Y3	12/09/2016	745			745	-492	-253	-745	0
2471	INMO_ESMD00524.1_Portatil_5CD6135Y3B	27/06/2016	745			745	-582	-163	-745	-
2472	INMO_ESMD00524.1_Portatil_5CD6135Y3	05/09/2016	745			745	-495	-250	-745	-
2473	INMO_ESMD00524.1_Portatil_5CD6135Y3G	05/09/2016	745			745	-495	-250	-745	-
2474	INMO_ESMD00524.1_Portatil_5CD6135Y3L	05/09/2016	745			745	-495	-250	-745	-
2475	INMO_ESMD00524.1_Portatil_5CD6135Y3P	05/09/2016	745			745	-495	-250	-745	-
2476	INMO_ESMD00524.1_Portatil_5CD6135Y3T	25/10/2016	-			-	-842	-290	-1.132	-1.132
2477	INMO_ESMD00524.1_Portatil_5CD6135Y38 + Pantalilla	09/05/2016	846			846	-703	-143	-846	-
2478	INMO_ESMD00592_5CD6333OQD	15/11/2016	774			774	-445	-329	-774	-
2479	INMO_ESMD00592_5CD6333OQG	23/12/2016	774			774	-409	-333	-742	33
2480	INMO_ESMD00592_5CD6333OQB	23/12/2016	774			774	-409	-418	-827	-62
2481	INMO_ESMD00592_5CD6333OQH	26/09/2016	774			774	-506	-269	-774	-
2482	INMO_ESMD00592_5CD6333OQF + Pantalilla	19/04/2016	874			874	-761	-113	-874	-
2483	INMO_ESMD00592_5CD6333OQ9 + Pantalilla	28/11/2016	874			874	-495	-379	-874	-
2484	INMO_ESMD00592_5CD6333OQC	28/09/2016	774			774	-505	-270	-774	-
2485	INMO_ESMD00555_Portatil_5CD6110G09	24/05/2016	708			708	-585	-123	-708	-
2486	INMO_ESMD00555_Portatil_5CD6110FZ8	27/05/2016	708			708	-584	-124	-708	-
2487	INMO_ESMD00555_Portatil_5CD6110G0L	19/09/2016	708			708	-465	-243	-708	-
2488	ESMD00580_Servidor sede	29/09/2016	27.334			27.334	-11.713	-9.373	-21.085	6.248
COB001187	Fac31982	01/07/2016	438			438	-320	-118	-438	-
COBGL3							2.306	-2.309	-3	-3
COBO01140F	Motor lancha Suzuki	12/05/2016								

Marta Salgado  
 Traductora  
 Número 5198  
 19-689



Immo.	Descr.	Date of purchase	Initial Gross Value	Recognition			Amortization			VCN
				Derecognit.	Final	Initial	Allocation	Recognit.	Derecognit.	
COAVE0066	COBO001220VEH TOYOTA	25/08/2016	37.227		37.227	-14.282	-9.719	-24.000	13.227	
MLALO0123	générateur de 5KVA	10/05/2016	1.220		1.220	-1.001	-218	-1.220	-	
MLAOF0144	Copieur RICH0 Couleur MPC2003SP	24/05/2016	4.040		4.040	-3.198	-842	-4.040	-	
MRALO0107	Achat groupe electogène	12/04/2016	16.813		16.813	-8.874	-5.910	-14.784	2.030	
MRAOF0108	LOGICIEL GESTION RH	26/05/2016	11.206		11.206	-8.872	-2.335	-11.206	-	
NEAFI0097	Cuisinière grand model 4 feux pour maison	10/03/2016	534		534	-260	-	-260	273	
NEAOF0120	HP Probbook 450G2 core i3 disk 500Go	09/05/2016	686		686	-564	-122	-686	-	
NEAOF0121	RAM 4Go	09/05/2016	686		686	-564	-122	-686	-	
NEAOF0121	Desktop unité centrale et écran HP3500 Pro-core	09/05/2016	686		686	-564	-122	-686	-	
NEAOF0122	Copieur pour Bouza	16/05/2016	2.439		2.439	-1.982	-457	-2.439	-	
NEAVE0123	Moto N°1 Bouza	14/07/2016	3.506		3.506	-1.283	-888	-2.171	1.335	
NEAVE0124	Moto N°2 Bouza	14/07/2016	3.506		3.506	-1.283	-888	-2.171	1.335	
NEAVE0125	Moto N°3 Bouza	14/07/2016	3.506		3.506	-1.283	-888	-2.171	1.335	
NEAVE0126	Moto N°4 Bouza	14/07/2016	3.506		3.506	-1.283	-888	-2.171	1.335	
NEAVE0127	Moto N°5 Bouza	14/07/2016	3.506		3.506	-1.283	-888	-2.171	1.335	
NEAVE0128	Moto N°6 Bouza	14/07/2016	3.506		3.506	-1.283	-888	-2.171	1.335	
NEAVE0129	Moto N°7 Bouza	14/07/2016	3.506		3.506	-1.283	-888	-2.171	1.335	
NEAVE0130	Moto N°8 Bouza	14/07/2016	3.506		3.506	-1.283	-888	-2.171	1.335	
NEAVE0131	Moto N°9 Bouza	14/07/2016	3.506		3.506	-1.283	-888	-2.171	1.335	
NEAVE0132	Moto N°10 Bouza	14/07/2016	3.506		3.506	-1.283	-888	-2.171	1.335	
NEAVE0149	Véhicule 1Toyota Bureau Niamey	30/12/2016	7.318		7.318	-1.829	-1.869	-3.698	3.619	
NEAVE0150	Véhicule 2 Toyota bureau Niamey	30/12/2016	4.878		4.878	-1.220	-1.246	-2.465	2.413	
SNAL00229	BUREAU DAKAR - EQUIPEMENT	24/11/2016	12.766		12.766	-4.693	-4.376	-9.068	3.698	
SNAVE0211	GROUPE ELECTROGENE	18/12/2016				-1.753	-1.565	-3.318	-3.318	
SNAVE0211	VEHICULE PICK UP DOUBLE CABINE	18/12/2016				-1.753	-1.565	-3.318	-3.318	
SNAVE0228	MATERIEL DE TRANSPORT - VEHICULE	24/11/2016	27.288		27.288	-7.523	-6.944	-14.468	12.821	
SNAVE0228	4X4	24/11/2016				-7.523	-6.944	-14.468	12.821	
WAALO0024	LOG_Office Furnitures_Splits Bureau	30/06/2016				-273	-91	-364	-364	
WAALO0025	LOG_Office Furnitures_Splits Bureau	30/06/2016				-273	-91	-364	-364	

Interprete Juridical  
 Número 5188 MAEC  
 19-6-19





Inmo.	Descr.	Date of purchase	Initial Gross Value	Recognition	Derecognit.	Final	Initial	Amortization			VCN
								Allocation	Recognit.	Derecognit.	
WAALO0026	LOG_Expats Guest House_Split 1,5 CV	15/07/2016	-	-	-	-	-277	-95	-372	-372	-372
WAALO0027	LOG_Expats Guest House_Split 1,5 CV	15/07/2016	-	-	-	-	-277	-95	-372	-372	-372
WAALO0028	LOG_Expats Guest House_Split 1,5 CV	15/07/2016	-	-	-	-	-262	-95	-356	-356	-356
WAALO0029	LOG_Expats Guest House_Split 1,5 CV	15/07/2016	-	-	-	-	-277	-95	-372	-372	-372
WAALO0030	LOG_Expats Guest House_Téléviseur	15/07/2016	-	-	-	-	-345	-118	-463	-463	-463
WAAOF0019	LOG_Office IT Equipment_Laptop Mac Book Pro Ecran	30/06/2016	1.717	-	-	1.717	-1.288	-429	-1.717	-1.717	0
2489	ESMD000551 5CD6236QC9	13/01/2017	774	774	-	774	-374	-400	-774	-774	0
2490	ESMD000551 5CD6236QD0	03/02/2017	774	774	-	774	-352	-390	-742	-742	32
2491	ESMD000551 5CD6236QCH	03/02/2017	774	774	-	774	-352	-390	-742	-742	32
2492	ESMD000551 5CD6236QCD	06/02/2017	774	774	-	774	-349	-393	-742	-742	33
2493	ESMD000551 5CD6236QC7 + Pantalla ET7AG0402019	07/02/2017	872	872	-	872	-392	-443	-835	-835	37
2494	ESMD000551 5CD6236QCJ	07/02/2017	774	774	-	774	-348	-394	-742	-742	33
2495	ESMD000551 5CD6236QCF	08/02/2017	774	774	-	774	-347	-506	-853	-853	-79
2496	ESMD000551 5CD6236QCV	08/02/2017	774	774	-	774	-347	-427	-774	-774	0
2497	ESMD000551 5CD6236QCP + ET7AG04047019	10/02/2017	872	872	-	872	-388	-447	-835	-835	37
2498	ESMD000551 5CD6236QCW + Pantalla ET7AG02721019	22/02/2017	872	872	-	872	-374	-940	-1.314	-1.314	-442
2499	ESMD000551 5CD7072Q9W + pantalla ET7AG04052019	06/03/2017	954	954	-	954	-393	-480	-874	-874	80
2500	ESMD000730.2 5CD7072QB1	06/03/2017	856	856	-	856	-353	-696	-1.049	-1.049	-193
2501	ESMD000730.2 5CD7072QB0	06/03/2017	856	856	-	856	-353	-431	-784	-784	72
2502	ESMD000730.2 5CD7072QB9	06/03/2017	856	856	-	856	-353	-431	-784	-784	72
2503	ESMD000730.2 5CD7072QB8	06/03/2017	856	856	-	856	-353	-431	-784	-784	72
2504	ESMD000730.2 5CD7072QB4 + Pantalla ET7AG04053019	06/03/2017	954	954	-	954	-393	-480	-874	-874	80
2505	ESMD000730.2 5CD7072QB9	06/03/2017	856	856	-	856	-353	-431	-784	-784	72
2506	ESMD000730.2 5CD7072QB8	16/03/2017	856	856	-	856	-341	-236	-578	-578	279
2507	ESMD000730.2 5CD7072QB3	16/03/2017	856	856	-	856	-341	-441	-783	-783	74
2508	ESMD000730.2	28/03/2017	856	856	-	856	-327	-453	-781	-781	76

Traductora  
Intérprete jurada de inglés  
Número 5188 MAEC  
19-6-19



Immo.	Descrip.	Date of purchase	Initial Gross Value	Final	Derecognit.	Amortization				VCN
						Initial	Allocation	Recognit.	Derecognit.	
2509	5CD0720QB6 ESMD00730.2_PORTATIL HP_5CD072QB5 + ESMD00760.2_Pantalla_ETRAG02954019	03/04/2017	963	963		-360	-482	-842	121	
2510	ESMD00730.2_PORTATIL HP_5CD072Q9V	05/04/2017	856	856		-318	-431	-749	108	
2511	ESMD00730.2_PORTATIL HP_5CD072QB7	06/04/2017	856	856		-317	-181	-498	359	
2512	ESMD00730.2_PORTATIL HP_5CD072Q9Z	18/04/2017	856	856		-303	-274	-576	280	
2513	ESMD00730.2_PORTATIL HP_5CD072QB2 + ESMD00760.2_Pantalla_ETRAG02957019	25/04/2017	963	963		-331	-505	-836	126	
2514	ESMD00760.2_PORTATIL HP_5CD7141JQ0	25/04/2017	813	813		-279	-427	-706	107	
2515	ESMD00760.2_PORTATIL HP_5CD7141JQ1	25/04/2017	813	813		-279	-427	-706	107	
2516	ESMD00760.2_PORTATIL HP_5CD7141JQ2	25/04/2017	813	813		-279	-427	-706	107	
2517	ESMD00760.2_PORTATIL HP_5CD7141JQ3	26/04/2017	813	813		-278	-428	-706	107	
2518	ESMD00760.2_PORTATIL HP_5CD7141JQ4 + ESMD00760.2_Pantalla_ETRAG02940019	26/04/2017	919	919		-315	-484	-798	121	
2519	ESMD00760.2_PORTATIL HP_5CD7141JQ5 + 5CD7141JOB	27/04/2017	919	919		-314	-485	-798	121	
2520	ESMD00760.2_PORTATIL HP_5CD7141JQ6 + ESMD00760.2_Pantalla_ETJAG07646019	08/05/2017	813	813		-265	-411	-676	137	
2521	ESMD00760.2_PORTATIL HP_5CD7141JQ7 + ESMD00760.2_Pantalla_ETRAG02947019	08/05/2017	919	919		-300	-465	-764	155	
2522	ESMD00760.2_PORTATIL HP_5CD7141JQ8 + BENQ_GL-2250_ETRAG02959019	10/05/2017	919	919		-281	-467	-747	172	
2523	ESMD00760.2_PORTATIL HP_5CD7141JQ9	10/05/2017	813	813		-263	-413	-675	138	
2524	ESMD00760.2_PORTATIL HP_5CD7141JQ0	16/05/2017	813	813		-256	-418	-674	139	
2525	ESMD00760.2_PORTATIL HP_5CD7141JQ1	16/05/2017	813	813		-256	-418	-674	139	
2526	ESMD00760.2_PORTATIL HP_5CD7141JQ2	16/05/2017	813	813		-256	-418	-674	139	
2527	ESMD00760.2_PORTATIL HP_5CD7141JQ3 + HP_5CD7141JQ6	22/05/2017	910	910		-279	-473	-753	158	
2528	ESMD00760.2_PORTATIL HP_5CD7141JQ4 + ESMD00780.2_Pantalla_ETJBG02856019	22/05/2017	910	910		-279	-198	-478	433	
2529	ESMD00760.2_PORTATIL HP_5CD7141JQ5	22/05/2017	813	813		-249	-423	-672	141	
2530	ESMD00760.2_PORTATIL HP_5CD7141JQ8	23/05/2017	813	813		-248	-423	-672	141	

Marta Salgado  
Traductora  
Limpieza y reparación de inglés  
Número 618 M.E.  
19-6-19



Inmo.	Deser.	Date of purchase	Initial Gross Value	Recognition	Derrognit.	Final	Initial	Amortization			VCN
								Allocation	Recogniti.	Derrognit.	
2531	HP_5CD7141JQ2 ESMD00760.2_PORTATIL	23/05/2017	910			910	-278	-474	-752	158	
2532	HP_5CD7141JQ4 ESMD00780.2_Pantalla_ETJBG02832019	23/05/2017	813			813	-248	-423	-672	141	
2533	HP_5CD7141JQM ESMD00760.2_PORTATIL	24/05/2017	919			919	-296	-480	-775	144	
2534	HP_5CD7141JPY ESMD00760.2_Pantalla_ETRAG02963019	24/05/2017	910			910	-277	-475	-752	158	
2535	HP_5CD7141JQ1 ESMD00780.2_Pantalla_ETJBG02861019	25/05/2017	910			910	-276	-515	-791	120	
2536	HP_5CD7141JQ9 ESMD00760.2_PORTATIL	25/05/2017	910			910	-276	-476	-752	159	
2537	HP_5CD7194DWR ESMD00780.2_Pantalla_ETJBG02836019	01/06/2017	783			783	-229	-617	-847	-64	
2538	HP_5CD7194DX2 ESMD00780.1_PORTATIL	01/06/2017	685			685	-201	-342	-543	142	
2539	HP_5CD7194DX6 ESMD00780.1_PORTATIL	01/06/2017	685			685	-201	-342	-543	142	
2540	HP_5CD7194DX5 ESMD00780.1_PORTATIL	01/06/2017	685			685	-201	-342	-543	142	
2541	HP_5CD7194DXS ESMD00780.1_PORTATIL	01/06/2017	685			685	-201	-342	-543	142	
2542	HP_5CD7194DWT ESMD00780.1_PORTATIL	01/06/2017	685			685	-201	-342	-543	142	
2543	HP_5CD7194DX3 ESMD00780.1_PORTATIL	01/06/2017	685			685	-201	-342	-543	142	
2544	HP_5CD7194DWW ESMD00780.1_PORTATIL	01/06/2017	685			685	-201	-342	-543	142	
2545	HP_5CD7194DWW ESMD00780.2_Pantalla_ETJBG02835019	01/06/2017	783			783	-229	-390	-620	163	
2546	HP_5CD7194DWW ESMD00780.1_PORTATIL	01/06/2017	685			685	-201	-342	-543	142	
2547	HP_5CD7194DWW ESMD00780.1_PORTATIL	01/06/2017	685			685	-201	-342	-543	142	
2548	HP_5CD7194DWW ESMD00778_PORTATIL	13/06/2017	1,036		HP	1,036	-287	-529	-816	220	
2549	HP_5CD7215JCY ESMD00778_PORTATIL	13/06/2017	1,036		HP	1,036	-287	-529	-816	220	
2550	HP_5CD7215JCY ESMD00778_PORTATIL	13/06/2017	1,036		HP	1,036	-287	-529	-816	220	
2551	HP_5CD7194DX0 ESMD00780.1_PORTATIL	14/06/2017	685			685	-189	-350	-539	146	
2552	HP_5CD7194DX4 ESMD00780.1_PORTATIL	14/06/2017	685			685	-189	-350	-539	146	

Marta Salgado Bravo  
 Traductora  
 Número 5188 MAT-C  
 19-6-19



Inmo.	Descr.	Date of purchase	Initial Gross Value	Recognition	Derecognit.	Final	Initial	Amortization		VCN
								Allocation	Recognitil.	
2553	ESMD00780.1_PORTATIL HP_5CD7194DX1 +	29/06/2017	785			785	-200	-413	-613	172
2554	ESMD00815.1_Pantalla_ETJBG034990109 ESMD00780.1_PORTATIL HP 5CD7194DWX	29/06/2017	685			685	-175	-360	-535	150
2555	OBRA ZAHMENHOFF 2017	31/03/2017	89.085			89.085	-22.454	-30.753	-53.207	35.878
2556	EDITRAN. Software gestión movimientos de bancos	02/11/2017	16.602	5.596		22.199	-	-7.399	-7.399	14.799
2557	ESMD00815.2_PORTATIL HP_5CD72552W6	12/09/2017	920			920	-140	-468	-608	312
2558	ESMD00815.2_PORTATIL HP_5CD72552W4	11/07/2017	920			920	-219	-467	-686	233
2559	ESMD00815.2_PORTATIL HP_5CD72552W0	13/07/2017	920			920	-217	-469	-685	234
2560	ESMD00815.2_PORTATIL HP_5CD72552W7	13/07/2017	920			920	-217	-469	-685	234
2561	ESMD00815.1_PORTATIL HP 5CD72552W8 + ESMD00815.2_Pantalla_ETJBG03712019	27/07/2017	1.020			1.020	-221	-533	-754	266
2562	ESMD00823_PORTATIL HP 440 - 17_5CD7282FK6	01/08/2017	1.003			1.003	-210	-501	-711	292
2563	ESMD00815.1_PORTATIL HP_5CD72552W3 +	11/08/2017	1.020			1.020	-200	-518	-718	302
2564	ESMD00815.2_Pantalla_ETJBG03710019 ESMD00815.1_PORTATIL	17/08/2017	920			920	-173	-472	-644	275
2565	ESMD00815.1_PORTATIL HP_5CD72552VZ	28/08/2017	920			920	-159	-520	-679	241
2566	ESMD00847_SURFACE_ S/N: 065651572253 +	01/09/2017	1.774			1.774	-296	-886	-1.183	591
2567	ESMD00855.2_Pantalla_ET8BG03529019 ESMD00815.1_PORTATIL HP_5CD72552W5	11/09/2017	1.016			1.016	-156	-516	-672	344
2568	ESMD00815.1_PORTATIL HP 256 GB SSD 8 GB - Con extensión de garantía de 3 años	28/09/2017	920			920	-120	-480	-600	320
2569	ESMD00866.3_Portatili HP 640_5CG7385LFT +	16/10/2017	1.220			1.220	-129	-624	-752	468
2570	ESMD00866.2_Pantalla_ET8BG06176019 ESMD00866.3_Portatili HP 640_5CG7385LG7	16/10/2017	1.219			1.219	-129	-623	-752	468
2571	Pantalla_ET39H04867019 ESMD00838_HP Probok 640 G3 I7 16GB	16/10/2017	1.572			1.572	-166	-803	-969	603
2572	512GB_5CG7392HWR ESMD00871_HP Probok 640 G3 I7 16GB	16/10/2017	1.572			1.572	-166	-803	-969	603
2573	512GB_5CG73950NB ESMD00866.3_Portatili HP 640_5CG7385LJ4	20/10/2017	1.123			1.123	-112	-578	-690	433
2574	ESMD00866.3_Portatili HP 640_5CG7385LRM	30/10/2017	1.123			1.123	-97	-586	-683	440

Marta Salgado Bravo  
Traductora  
Interprete Traductor de Inglés  
Número 5188 MAEC

19-6-19





Immo.	Descr.	Date of purchase	Initial Gross Value	Recognition	Derecognit.	Final	Initial	Amortization			VCN
								Allocation	Recognit.	Derecognit.	
2575	ESMD00866.3_Portatili 640_5CG7385LG3 Pantalla_ET8BG06175019	30/10/2017	1.220			1.220	-105	-637	-742	478	
2576	ESMD00866.1_Portatili 640_5CG72462CT	31/10/2017	912			912	-77	-477	-555	358	
2577	ESMD00855_Portatili HP 430_5CD7418VH9	02/11/2017	897			897	-74	-449	-523	374	
2578	ESMD00866.1_Portatili 640_5CG7363TRD Pantalla_ET8BG06169019	02/11/2017	1.009			1.009	-83	-505	-588	421	
2579	ESMD00855_Portatili HP 430_5CD7418VH5	07/11/2017	897			897	-68	-452	-520	377	
2580	ESMD00866.1_Portatili 640_5CG7385LGZ	07/11/2017	912			912	-69	-460	-529	383	
2581	ESMD00866.1_Portatili 640_5CG7363TKN	07/11/2017	912			912	-69	-460	-529	383	
2582	ESMD00855_Portatili HP 430_5CD7418VHZ	07/11/2017	897			897	-68	-452	-520	377	
2583	ESMD00866.1_Portatili 640_5CG72462GT	22/11/2017	912			912	-50	-470	-520	392	
2584	ESMD00866.1_Portatili 640_5CG72462J7	22/11/2017	912			912	-50	-470	-520	392	
2585	ESMD00855_Portatili HP 430_5CD7418VH4	28/11/2017	897			897	-42	-467	-508	389	
2586	ESMD00855_Portatili HP Probook 430_5CD7418VH4	01/12/2017	897			897	-38	-448	-486	411	
2587	ESMD00855_Portatili HP 430_5CD7418VH6	01/12/2017	897			897	-38	-448	-486	411	
2588	ESMD00855_Portatili HP 430_5CD7418VH7	04/12/2017	897			897	-34	-450	-485	413	
2589	ESMD00855_Portatili HP 430_5CD7418VH2	14/12/2017	897			897	-22	-457	-479	419	
2593	ESMD00866.1_Portatili 640_5CG72462K5	29/12/2017	912			912	-4	-474	-478	435	
2594	ESMD00866.1_Portatili 640_5CG7363TNT	29/12/2017	912			912	-4	-553	-557	355	
2595	ESMD00866.1_Portatili 640_5CG7385LFZ	29/12/2017	1.008			1.008	-4	-524	-528	480	
2596	ESMD00897_Pantalla_ET39H04890019	29/12/2017	912			912	-4	-474	-478	435	
2597	ESMD00866.1_Portatili 640_5CG72462W8	29/12/2017	1.009			1.009	-4	-524	-528	480	
2598	ESMD00866.1_Portatili 640_5CG7363TKJ	29/12/2017	912			912	-4	-474	-478	435	
2599	ESMD00900_Pantalla_ET39H04882019	29/12/2017	912			912	-4	-474	-478	435	
2599	ESMD00866.1_Portatili 640_5CG7363TMC	29/12/2017	1.008			1.008	-4	-524	-528	480	
2599	ESMD00866.1_Portatili 640_5CG7385LK1	29/12/2017	1.008			1.008	-4	-524	-528	480	
2600	ESMD00897_Pantalla_ET39H04869019 HP 640_5CG7385LK1 ESMD00866.1_Portatili 640_5CG7462B6 + ET39H04864019	29/12/2017	1.008			1.008	-4	-524	-528	480	

Marta Salgado  
Traductora  
Interprete jurada de ingles  
Número 5168 IAE

19-6-19



Inmo.	Descr.	Date of purchase	Initial Gross Value	Amortization			Final	Initial	Amortization			VCN
				Recognition	Derecognit.	Derecognit.			Allocation	Recognit.	Derecognit.	
2602	ESMD00709_Ordenador_Fujitsu Esprimo	31/01/2017	1.240			1.240	-569	-671	-1.240			
COAVE0075	COB001474F.1302-33998 CAMIONETA DOBLE CABINAHILUX DISTRIBUIDORA TOYOTA SAS 860020058	14/08/2017	40.717			40.717	-3.393	-10.383	-13.776		26.941	
GTAVE0013	Amortissement AVE0013 Gustavo Molina y Compañía Limitada NIT	31/10/2017	11.847			11.847	-935	-679	-1.615		10.232	
GTAVE0014	Amortizacion AVE0014 Advance Auto S.A. NIT 6446825-9	31/12/2017	14.264			14.264	-674	-1.783	-2.457		11.807	
MLALO0220	Amortissement ALO0220 ML/BT/01600/CFAO MOTORS	30/11/2017	1.372			1.372	-680	-635	-1.315		57	
MLAVE0306	Achat véhicule 4x2 Berline-Toyota COROLLA AB AUTO ALPHA BARRY	31/12/2017	7.165			7.165	-11		-11		7.154	
MWALO0035	Amortization ALO0035 GEN-SET5.5 KVA, UNISTAR	31/12/2017	1.185			1.185	-188	-296	-484		701	
MWAOF002	Amortization AOF0021 Laptop	31/12/2017	764			764	-318	-191	-509		255	
MWAOF002	Amortization AOF0022 Laptop	31/07/2017	753			753	-314	-188	-502		251	
MWAOF002	Amortization AOF0023 Laptop	31/12/2017	767			767	-320	-192	-511		256	
MWAOF002	Amortization AOF0024 Laptop	31/07/2017	753			753	-314	-188	-502		251	
MWAOF002	Amortization AOF0025 Laptop	31/12/2017	783			783	-326	-196	-522		261	
MWAOF002	Amortization AOF0026 Laptop	31/07/2017	783			783	-326	-196	-522		261	
MWAOF002	Amortization AOF0027 Laptop	31/12/2017	767			767	-320	-192	-511		256	
MWAOF002	Amortization AOF0028 Laptop	31/07/2017	767			767	-320	-192	-511		256	
MWAOF002	Amortization AOF0029 LAPTOP	31/12/2017	783			783	-326	-196	-522		261	
MWAOF002	Amortization AOF0038 ESMD00866.1_Portatil 640 5CG7385LQ 2670195	31/12/2017	912			912	-38	-228	-266		646	
NEA1084	Amortissement ALO0175 LO-ENE-NE-NI-00898-011 ECH SARL	31/08/2017	11.295			11.295	-2.474	-3.613	-6.086		5.209	
NEA1100	Amortissement ALO0176 LO-ENE-NE-NI-00898-012 ECH SARL	31/05/2017	12.199			12.199	-2.290	-3.994	-6.284		5.915	
NEA1101	Amortissement ALO0190 LO-ENE-NE-NI-00938-3-015 ECH SARL	30/11/2017	13.368			13.368	-1.485	-4.314	-5.799		7.569	
NEA1102	Amortissement AOF0174 QF-OTH-NE-NI-00797A-6-016 ALPHATIC.COM	30/04/2017	1.370			1.370	-477	-675	-1.152		217	
NEA1103	Amortissement AOF0196 QF-COP-NE-NI-00797A-12-01 ALPHATIC.COM	30/09/2017	1.243			1.243	-207	-603	-810		433	
NEA1104	Amortissement AOF0219 PHOTOCOPIEUR CANON IR2520-WGM06032-NGUINGMI-ALPHAT	31/12/2017	2.812			2.812	-117	-1.372	-1.490		1.322	
NEA1105	Véhicule HZJ76 équipé de radio pr base BobzajlMA Automobile Niger	08/08/2017	38.172			38.172	-3.181	-9.582	-12.763		25.409	
NEA1110	Amortissement AVE0197 VE-CAR-NE-NI-	30/09/2017	41.695			41.695	-3.475	-10.332	-13.806		27.889	

Marta Traductora  
 Inéprea para de inglés  
 Nro 118 MAE  
 19-6-19



Inmo.	Descri.	Date of purchase	Initial Gross Value	Recognition	Derecognit.	Final	Initial	Amortization			VCN
								Allocation	Recognitit.	Derecognit.	
NEA1111	00881-015 CFAO NIGER 1. vehicule HZJ76 avec radio HFVHF pr Diffa/CFAO Motors Niger	15/12/2017	40.551			40.551	-253	-10.267		-10.520	30.031
NIA1112	Amortizacion AOF0007\Fac-24302 Impresora multifuncional B405 para ofici Fac-035353 2 Laptop HP 17-X115 Core i7- 7500JILAPTOP HP17-X115 Core i7-7500U 2.7GHz 1TB 8GB Fac-	30/11/2017	618			618	-109	-287		-395	223
NIA1113	Supply and delivery of Professional scanner Kodak\Sabri for Computers and Comm. system	01/09/2017	1.450			1.450	-257	-673		-930	520
PIA1114	ESMD00855_Portatili HP 430_5CD7418VH8	02/05/2017	847			847	-281	-426		-707	140
2590	Automatic depreciation 201712	31/12/2017	897			897	-23	-456		-479	418
2591	Amortization ALO0041\Ahmad and Fadi Salfar & Partners	31/12/2017	897			897	-23	-456		-479	418
SYA1048	Power Generator 20 KVA for Hasakeh Office\AISaeed Company	31/05/2017	12.739			12.739	-3.185	-4.167		-7.351	5.388
SYA1049	Amortissement	27/09/2017	11.085			11.085	-965	-3.772		-4.737	6.348
WAA1120	Toyota Fortuner 2017 OB81600	31/01/2017	38.875			38.875	-9.503	-9.643		-19.145	19.729
GEA1000	Toyota Fortuner 2017 OB81600	01/11/2017	23.759			23.759	-993	-5.939		-6.932	16.828
GEA1001	Toyota Fortuner 2017 OB81700	01/11/2017	23.759			23.759	-993	-5.939		-6.932	16.828
2603	ESMD00884. Proyecto RIVERBED	30/05/2018									
2604	ESMD00884. Proyecto RIVERBED	30/05/2018		71.414		71.414		-14.087		-14.087	57.327
2605	ESMD00899 TABLET SURFACE	04/01/2018		1.828		1.828		-907		-907	922
2606	ESMD00897 PORTATIL HP S/N: 5CDZ501BZW + ESMD00907.1 PANTALLA ET39H03887019	12/01/2018		775		775		-376		-376	399
2607	ESMD00897 PORTATIL HP S/N: 5CDZ501BZZ	12/01/2018		680		680		-330		-330	350
2608	ESMD00897 PORTATIL HP S/N: 5CDZ501C38	12/01/2018		680		680		-330		-330	350
2609	ESMD00897 PORTATIL HP S/N: 5CDZ501C37	12/01/2018		680		680		-330		-330	350
2610	ESMD00897 PORTATIL HP S/N: 5CDZ501C1X	12/01/2018		680		680		-330		-330	350
2611	ESMD00897 PORTATIL HP S/N: 5CDZ501C30	12/01/2018		680		680		-330		-330	350
2612	ESMD00897 PORTATIL HP S/N: 5CDZ501BZR + ESMD00907.1 PANTALLA ET39H03659019	15/01/2018		775		775		-373		-373	403
2613	ESMD00897 PORTATIL HP S/N: 5CDZ501C62	15/01/2018		680		680		-327		-327	353
2614	ESMD00897 PORTATIL HP S/N: 5CDZ501BZH	16/01/2018		680		680		-326		-326	354
2615	ESMD00897 PORTATIL HP S/N:	19/01/2018		775		775		-369		-369	407

Intérprete jurado  
Número 5188 MAEC

19-6-19



Inm.	Desbr.	Date of purchase	Initial Gross Value	Recognition	Derecognit.	Final	Initial	Amortization		VCN
								Allocation	Recognit.	
2616	5CD7501C14 + ESMD00907.1 PANTALLA ET39H03629019	19/01/2018	680	680	680	680	680	-323	-323	357
2617	ESMD00897 PORTATIL HP S/N: 5CD7501C2L PORTATIL HP S/N: ESMD00897 PORTATIL HP S/N: 5CD7501C17 PORTATIL HP S/N: ESMD00897 PORTATIL HP S/N: 5CD7501C04 + ESMD00907.1 PANTALLA ET39H3632019	19/01/2018	680	680	775	680	680	-323	-323	357
2618	ESMD00897 PORTATIL HP S/N: 5CD7501C04 + ESMD00907.1 PANTALLA ET39H3632019	19/01/2018	680	775	680	680	680	-369	-369	407
2619	ESMD00897 PORTATIL HP S/N: 5CD7501BZ6	19/01/2018	680	680	680	680	680	-323	-323	357
2620	ESMD00897 PORTATIL HP S/N: 5CD7501C00 + ESMD00907.1 PANTALLA ET39H03643019	19/01/2018	680	775	680	680	680	-369	-369	407
2621	ESMD00897 PORTATIL HP S/N: 5CD7501C2D	22/01/2018	680	680	680	680	680	-264	-264	416
2622	ESMD00897 PORTATIL HP S/N: 5CD7501BZC	22/01/2018	680	680	680	680	680	-321	-321	360
2623	ESMD00897 PORTATIL HP S/N: 5CD7501BZJ + ESMD00907.1 PANTALLA ET39H03619019	24/01/2018	680	775	680	680	680	-363	-363	412
2624	ESMD00897 PORTATIL HP S/N: 5CD7501C1 + ESMD00907.1 PANTALLA ET39H03639019	29/01/2018	680	775	680	680	680	-358	-358	417
2625	ESMD00897 PORTATIL HP S/N: 5CD7501C1L + ESMD00907.1 PANTALLA ET39H03927019	08/02/2018	680	775	680	680	680	-347	-347	428
2626	ESMD00897 PORTATIL HP S/N: 5CD7501C2N + ESMD00907.1 PANTALLA ET88H02885019	08/02/2018	680	775	680	680	680	-347	-347	428
2627	ESMD00897 PORTATIL HP S/N: 5CD7501BZ9	08/02/2018	680	680	680	680	680	-305	-305	375
2628	ESMD00897 PORTATIL HP S/N: 5CD7501C21	08/02/2018	680	680	680	680	680	-305	-305	376
2629	ESMD00897 PORTATIL HP S/N: 5CD7501BZ5	12/02/2018	680	680	680	680	680	-301	-301	379
2630	ESMD00897 PORTATIL HP S/N: 5CD7501C2T + ESMD00907.1 PANTALLA ET88H02890019	14/02/2018	680	775	680	680	680	-341	-341	434
2631	ESMD00897 PORTATIL HP S/N: 5CD7501BZD	15/02/2018	680	680	680	680	680	-298	-298	382
2632	ESMD00897 PORTATIL HP S/N: 5CD7501C34 + ESMD00907.1 PANTALLA ET88H02950019	16/02/2018	680	775	680	680	680	-339	-339	437
2633	ESMD00897 PORTATIL HP S/N: 5CD7501C1T + ESMD00907.1 PANTALLA ET88H02828019	16/02/2018	680	775	680	680	680	-339	-339	437
2634	ESMD00897 PORTATIL HP S/N: 5CD7501C36	19/02/2018	680	680	680	680	680	-266	-266	415
2635	ESMD00897 PORTATIL HP S/N: 5CD7501C0WJ + ESMD00940.3 ET4CH02839019	19/02/2018	680	776	680	680	680	-336	-336	440

19-6-19

Traductora  
Intérprete jurada de inglés  
Número 5188 MAEC





Inmo.	Descr.	Date of purchase	Initial Gross Value	Recognition	Derecognit.	Final	Initial	Amortization		VCN
								Allocation	Recognit.	
2636	ESMD00897	20/02/2018	680	680		680	680	-294		387
	5CD7501C27									
2637	ESMD00897	21/02/2018	680	680		680	680	-293		388
	5CD7501C2F									
2638	ESMD00897	21/02/2018	680	680		680	680	-293		388
	5CD7501C29									
2639	ESMD00897	21/02/2018	680	680		680	680	-264		416
	5CD7501BZX									
2640	ESMD00897	21/02/2018	775	775		775	775	-334		442
	5CD7501BZK + ESMD00907.1 PANTALLA									
	ET88H02882019									
2641	ESMD00897	05/03/2018	680	680		680	680	-281		399
	5CD7501C2C									
2642	ESMD00897	05/03/2018	680	680		680	680	-281		399
	5CD7501C22									
2643	ESMD00897	05/03/2018	680	680		680	680	-281		399
	5CD7501BZV									
2644	ESMD00897	05/03/2018	776	776		776	776	-321		455
	5CD7501C2Z + ESMD00940.3 PANTALLA									
	ET4CH02887019									
2645	ESMD00897	07/03/2018	776	776		776	776	-319		457
	5CD7501C2J + ESMD00940.3 PANTALLA									
2646	ESMD00897	07/03/2018	680	680		680	680	-280		401
	PORTATIL									
2647	SIN 5CD7501C25	07/03/2018	894	894		894	894	-367		526
	ESMD00940.2									
2648	SIN 5CD8045Z6M	07/03/2018	894	894		894	894	-367		526
	ESMD00940.2									
2649	SIN 5CD8045Z6B	12/03/2018	894	894		894	894	-361		532
	ESMD00940.2									
2650	SIN 5CD8044H93	12/03/2018	894	894		894	894	-361		532
	ESMD00940.2									
2651	SIN 5CD8045Z7T	13/03/2018	1,828	1,828		1,828	1,828	-736		1,092
	ESMD00923									
2652	00387372453	14/03/2018	894	894		894	894	-359		535
	ESMD00940.2									
2653	SIN 5CD8044HBT	15/03/2018	894	894		894	894	-357		536
	ESMD00940.2									
2654	SIN 5CD8044HBW	22/03/2018	894	894		894	894	-349		545
	ESMD00940.2									
2655	SIN 5CD8045Z66	23/03/2018	894	894		894	894	-348		546
	ESMD00940.2									
2656	SIN 5CD8045Z66	26/03/2018	894	894		894	894	-344		550
	ESMD00940.2									
2657	SIN 5CD8044H8V	27/03/2018	894	894		894	894	-343		551
	ESMD00940.2									
2658	SIN 5CD8045Z7K	27/03/2018	811	811		811	811	-311		500
	ESMD00940.3									
2659	SIN 5CD81085Y1	27/03/2018	811	811		811	811	-311		500
	ESMD00940.3									
2660	SIN 5CD81085YF	27/03/2018	811	811		811	811	-311		500
	ESMD00940.3									
2660	SIN 5CD81085Y2	27/03/2018	811	811		811	811	-311		500

Traductora  
 Intérprete jurada de inglés  
 Número 5588 MAEC  
 19-6-19



Inmo.	Descr.	Date of purchase	Initial Gross Value	Amortization				VCN		
				Recognition	Derogation	Final	Initial		Allocation	Recognition
2661	ESMD00947.2 S/N:5CG8054M18	HP 27/03/2018	1.484	1.484		1.484		-569		915
2662	ESMD00940.3 S/N:5CD81085XZ	HP 03/04/2018	811	811		811		-303		508
2663	ESMD00940.3 S/N:5CD81085YD	HP 03/04/2018	811	811		811		-303		508
2664	ESMD00940.1 S/N:5CG8104DCR	HP 03/04/2018	1.360	1.360		1.360		-508		851
2665	ESMD00940.3 S/N:5CD81085Y5	HP 09/04/2018	811	811		811		-297		514
2666	ESMD00940.3 S/N:5CD81085XP	HP 11/04/2018	811	811		811		-294		517
2667	ESMD00940.3 S/N:5CD81085YC	HP 16/04/2018	811	811		811		-289		522
2668	ESMD00940.3 S/N:5CD81085XS	HP 13/04/2018	811	811		811		-292		519
2669	ESMD00940.3 S/N:5CD81085Y8	HP 25/04/2018	811	811		811		-279		532
2670	ESMD00940.3 S/N:5CD81085XT	HP 25/04/2018	811	811		811		-279		532
2671	ESMD00940.3 S/N:5CD81085Y9	HP 27/04/2018	811	811		811		-277		534
2672	ESMD00940.3 S/N:5CD81085XQ	HP 04/05/2018	811	811		811		-269		542
2673	ESMD00940.3 S/N:5CD81085XM	HP 07/05/2018	811	811		811		-266		546
2674	ESMD00940.3 S/N:5CD81085XV	HP 09/05/2018	811	811		811		-263		548
2675	ESMD00940.3 S/N:5CD81085XJ	HP 09/05/2018	811	811		811		-263		548
2676	ESMD00940.3 S/N:5CD81085XX	HP 16/05/2018	811	811		811		-256		556
2677	ESMD00940.3 S/N:5CD81085XR	HP 21/05/2018	811	811		811		-250		561
2678	ESMD00940.3 S/N:5CD81085YG	HP 30/05/2018	811	811		811		-240		571
2679	ESMD00940.3 S/N:5CD81085XW	HP 05/06/2018	811	811		811		-233		578
2680	ESMD00940.3 S/N:5CD81085Y6	HP 06/06/2018	811	811		811		-232		579
2681	ESMD00940.3 S/N:5CD81085YJ	HP 14/06/2018	811	811		811		-223		588
2682	ESMD00940.3 S/N:5CD81085YH	HP 14/06/2018	811	811		811		-223		588
2683	ESMD00940.3 S/N:5CD81085YK	HP 14/06/2018	811	811		811		-223		588
2684	ESMD00940.3 S/N:5CD81085Y4	HP 14/06/2018	811	811		811		-223		588
2685	ESMD00940.3 S/N:5CD81085Y3	HP 14/06/2018	811	811		811		-223		588
2686	ESMD00940.3 S/N:5CD81085Y7	HP 22/06/2018	811	811		811		-214		597

Marta Salgado Grav  
 Traductora  
 Número 5188 MAB  
 19-6-19



Inmo.	Descr.	Date of purchase	Initial Gross Value	Recognition			Derecognit.			Amortization			VCN
				Final	Initial	Allocation	Recognit.	Derecognit.	Allocation	Recognit.	Derecognit.		
2687	ESMD00940.3 S/N:5CD81085XH	HP	22/06/201	811	811	-214	-214	-187	-187	-172	-169	-164	597
2688	ESMD00940.3 S/N:5CD81085XN	HP	17/07/201	811	811	-187	-187	-172	-172	-169	-164	-146	624
2689	ESMD00940.3 S/N:5CD81085XL	HP	30/07/201	811	811	-172	-172	-169	-169	-164	-146	-155	639
2690	ESMD00940.3 S/N:5CD81085Y0	HP	02/08/201	811	811	-169	-169	-164	-164	-146	-155	-128	642
2691	ESMD00940.3 S/N:5CD81085XY	HP	06/08/201	811	811	-164	-164	-146	-146	-155	-128	-128	647
2692	ESMD00940.3 S/N:5CD81085YB	HP	23/08/201	811	811	-146	-146	-155	-155	-128	-128	-135	666
2693	ESMD01010.1 S/N:5CD8242CVC	HP	27/08/201	893	893	-155	-155	-128	-128	-135	-135	-130	737
2694	ESMD01010.3 S/N:5CD82871GF	HP	04/09/201	787	787	-128	-128	-135	-135	-130	-130	-127	659
2695	ESMD01010.3 S/N:5CD82871GB	HP	04/09/201	787	787	-128	-128	-135	-135	-130	-130	-127	659
2696	ESMD01010.3 S/N:5CD82871G8	HP	04/09/201	787	787	-128	-128	-135	-135	-130	-130	-127	659
2697	ESMD01010.1 S/N:5CD8242CQB	HP	13/09/201	893	893	-135	-135	-130	-130	-127	-127	-120	758
2698	ESMD01010.1 S/N:5CD8242CQZ	HP	17/09/201	893	893	-130	-130	-127	-127	-120	-120	-34	763
2699	ESMD01010.1 S/N:5CD8242CS0	HP	17/09/201	893	893	-130	-130	-127	-127	-120	-120	-34	763
2700	ESMD01010.1 S/N:5CD8242CSJ	HP	19/09/201	893	893	-127	-127	-120	-120	-34	-34	-12,252	766
2701	ESMD01010.1 S/N:5CD8242CR8	HP	25/09/201	893	893	-120	-120	-34	-34	-12,252	-12,252	-111	773
27010	ORDI PROBOOK 450 ET IMPRIMANTE REGION COMPL SM-SMZ1X-ESMDF3X0		09/11/201	1.132	1.132	-34	-34	-12,252	-12,252	-111	-111	-108	1.098
2702	CRM Comunicación		02/05/201	87.155	87.155	-12,252	-12,252	-111	-111	-108	-108	-104	74.903
2703	ESMD01010.1 5CD8242CTK	HP	02/10/201	893	893	-111	-111	-108	-108	-104	-104	-83	782
2704	ESMD01010.1 5CD8242CSW	HP	05/10/201	893	893	-108	-108	-104	-104	-83	-83	-9	785
2705	ESMD01010.1 5CD8242CQJ	HP	08/10/201	893	893	-104	-104	-83	-83	-9	-9	-65	789
2706	ESMD01010.1 5CD8242CSY	HP	18/10/201	804	804	-83	-83	-9	-9	-65	-65	-48	721
2707	ESMD01010.1 5CD8242CSY	HP	18/10/201	89	89	-9	-9	-65	-65	-48	-48	-5	80
2708	ESMD01010.3 5CD82871G7	HP	02/11/201	787	787	-65	-65	-48	-48	-5	-5	-45	722
2709	ESMD01010.3 5CD82871G9	HP	13/11/201	708	708	-48	-48	-5	-5	-45	-45	-8	661
2710	ESMD01010.3 5CD82871G9	HP	13/11/201	79	79	-5	-5	-45	-45	-8	-8	-8	73
2711	ESMD01010.3 5CD82871GD	HP	20/11/201	787	787	-8	-8	-8	-8	-8	-8	-8	742

Marta Salgado Bravo  
Tadco  
intérprete jurada de inglés  
Número 5188 MAEC  
19-6-19



Inmo.	Descr.	Date of purchase	Initial Gross Value	Recognition	Derecognit.	Final	Initial	Amortization		Derecognit.	VCN
								Allocation	Recogniti.		
2712	ESMD01010.3 PORTATIL HP S/N: 5CD82871G6	27/11/2018	787	787		787	787	-38		-38	749
2713	ESMD01010.3 PORTATIL HP	28/11/2018	787	787		787	787	-37		-37	750
2714	ESMD01010.3 PORTATIL HP S/N: 5CD82871GH	28/11/2018	787	787		787	787	-37		-37	750
2715	ESMD01010.3 PORTATIL HP S/N: 5CD82871GC	18/12/2018	708	708		708	708	-14		-14	695
2716	ESMD01010.3 PORTATIL HP S/N: 5CD82871GC	18/12/2018	79	79		79	79	-2		-2	77
2717	ESMD01076.1 PORTATIL HP S/N: 5CD8274JK7	19/12/2018	896	896		896	896	-16		-16	880
COA1022	CAMIONETA HILUX 4X4 FNX431	11/09/2018	38.458	38.458		38.458	38.458	-2.423		-2.423	36.034
COA1023	CAMIONETA HILUX 4X4 FNX429	11/09/2018	38.458	38.458		38.458	38.458	-2.423		-2.423	36.034
COA1024	CAMIONETA HILUX 4X4 FNX421	11/09/2018	38.458	38.458		38.458	38.458	-2.423		-2.423	36.034
COA1025	CAMIONETA HILUX 4X4 FNX425	11/09/2018	38.458	38.458		38.458	38.458	-2.423		-2.423	36.034
COA1026	CAMIONETA HILUX 4X4 FNX369	11/09/2018	38.458	38.458		38.458	38.458	-2.423		-2.423	36.034
COA1027	CAMIONETA DUSTER 4X2 FOK123	20/09/2018	18.754	18.754		18.754	18.754	-1.182		-1.182	17.572
COA1028	PORTATIL HP AG0001 R3 P1	07/09/2018	698	698		698	698	-111		-111	587
COA1031	F138-BO5204/COMPUT HP CORE I5 8250HIDALGO FUENTES FREYRI HERNAN 79400932	22/10/2018	867	867		867	867	-84		-84	783
GEA1121	Suzuki vitara 2018	20/11/2018	13.236	13.236		13.236	13.236	-381		-381	12.855
GTA1002	LAPTOP HP DEPARTAMENTO OPERACIONES	31/07/2018	591	591		591	591	-123		-123	468
GTA1003	PORTATIL DEPARTAMENTO DE OPERACIONES	31/07/2018	591	591		591	591	-123		-123	468
GTA1004	LAPTOP HP DEPARTAMENTO OPERACIONES	31/07/2018	591	591		591	591	-123		-123	468
GTA1005	LAPTOP HP DEPARTAMENTO OPERACIONES	31/07/2018	591	591		591	591	-123		-123	468
NEA1086	Groupe Electrogene Perkins 50KVA	28/09/2018	17.325	17.325		17.325	17.325	-1.503		-1.503	15.822
NEA1106	Application de gestion RH et paie SERPI-TECH	23/02/2018	11.298	11.298		11.298	11.298	-4.731		-4.731	6.567
NEA107	Laptop hp Probook 450G4-core i5 pr base Mayahij AlphaTICcom	27/03/2018	925	925		925	925	-349		-349	576
NEA1108	laptop hp Probook 450 G4-core i5 AlphaTICcom	04/04/2018	925	925		925	925	-335		-335	590
NEA1109	Groupe électrogène FG Wilson pr Biroordination ECH SARL	17/05/2018	26.949	26.949		26.949	26.949	-5.697		-5.697	21.251
PEA1088	LAPTOP HP PROBOOK 450 G5	19/10/2018	995	995		995	995	-101		-101	894
ISNA1007	MITSUBISHI L200 4X4 DC AC GL	27/06/2018	20.413	20.413		20.413	20.413	-2.658		-2.658	17.755

Marta Salgado B...  
 19-6-19  
 Número 518





Itemo.	Descr.	Date of purchase	Initial Gross Value	Recognition	Derecognit.	Final	Initial	Amortization			
								Allocation	Recognit.	Derecognit.	VCN
SNA1008	MITSUBISHI L200 DCACGL N°2	27/06/2018	20.642	20.642		20.642		-2.628		-2.628	18.013
SNA1119	VEHICULO LAND CRUISER 76 4X4 53RKMRS 63 10 PLACES-ISNDK01957	22/01/2018	37.7500	37.7500		37.750		-9.055		-9.055	28.905
SYA1032	Air Conditioner_Al Hafez for Warehouse	01/11/2018	679	679		679		-57		-57	623
SYA1033	Air Conditioner_AlHafez	01/11/2018	679	679		679		-57		-57	623
SYA1050	Laptop HP Probbook 450 G4 Allouch For Informatics Co.	30/01/2018	967	967		967		-460		-460	507
SYA1051	Laptop HP Probbook 450 G4 Allouch For Informatics Co.	30/01/2018	967	967		967		-474		-474	493
SYA1052	Laptop HP Probbook 450 G4 Allouch For Informatics Co.	30/01/2018	967	967		967		-474		-474	493
SYA1053	Laptop HP Probbook 450 G4 Allouch For Informatics Co.	30/01/2018	967	967		967		-474		-474	493
SYA1054	Laptop HP Probbook 450 G4 Allouch For Informatics Co.	30/01/2018	967	967		967		-474		-474	493
SYA1055	Laptop HP Probbook 450 G4 Allouch For Informatics Co.	30/01/2018	967	967		967		-460		-460	507
SYA1056	Laptop HP Probbook 450 G4 Allouch For Informatics Co.	30/01/2018	967	967		967		-460		-460	507
SYA1057	Laptop HP Probbook 450 G4 Allouch For Informatics Co.	30/01/2018	967	967		967		-460		-460	507
SYA1058	Laptop HP Probbook 450 G4 Allouch For Informatics Co.	30/01/2018	967	967		967		-460		-460	507
SYA1059	Laptop HP Probbook 450 G4 Allouch For Informatics Co.	30/01/2018	967	967		967		-460		-460	507
SYA1060	Laptop HP Probbook 450 G4 Allouch For Informatics Co.	30/01/2018	967	967		967		-474		-474	493
SYA1061	Laptop HP Probbook 450 G4 Allouch For Informatics Co.	30/01/2018	967	967		967		-474		-474	493
SYA1062	Laptop HP Probbook 450 G4 Allouch For Informatics Co.	30/01/2018	967	967		967		-474		-474	493
SYA1063	Laptop HP Probbook 450 G4 Allouch For Informatics Co.	30/01/2018	967	967		967		-474		-474	493
SYA1064	Laptop HP Probbook 450 G4 Allouch For Informatics Co.	30/01/2018	967	967		967		-474		-474	493
SYA1065	Laptop HP Probbook 450 G4 Allouch For Informatics Co.	30/01/2018	967	967		967		-474		-474	493
SYA1066	Laptop HP Probbook 450 G4 Allouch For Informatics Co.	30/01/2018	967	967		967		-474		-474	493
SYA1067	Laptop HP Probbook 450 G4 Allouch For Informatics Co.	30/01/2018	967	967		967		-474		-474	493
SYA1068	Laptop HP Probbook 450 G4 Allouch For Informatics Co.	30/01/2018	967	967		967		-460		-460	507
SYA1069	Laptop HP Probbook 450 G4 Allouch For Informatics Co.	30/01/2018	967	967		967		-460		-460	507
SYA1070	Laptop HP Probbook 450 G4 Allouch For Informatics Co.	30/01/2018	967	967		967		-460		-460	507

Marta Salgado B...  
 Interpretadora de...  
 Número 0188...  
 19-6-19

Translator's note: The client gave express instructions to translate only the title of the above table, not its contents.]



Marta Salgado Bravo  
Traductora  
Intérprete jurada de inglés  
Número 5188 MAEC

19-6-19



## FUNDACIÓN ACCIÓN CONTRA EL HAMBRE

### Management Report for financial year 2018

#### INCOME OF THE ORGANIZATION FROM NON-PROFIT ACTIVITY AND RESULTS

The organisation's income for the 2018 financial year amounted to 110,457 thousand euros, not including financial income, which represented an increase of 5% with respect to the previous year (104,764 thousand euros). All the Foundation's activities have experienced growth compared to the previous year.

The surplus amounts to 145,000 euros (955,000 in 2017). The operating margin without exchange rate differences and provisions was 1,075 thousand euros (2,163 thousand in 2017). The year has been marked by the need to invest more equity than planned in our projects in order to carry them out as planned. In addition, a financial cost of 1,271 thousand euros has been recognised, mainly relating to exchange rate variations. We recognised an expense of 513,000 euros in the previous year. The proposal for the funds is as follows:

- It is proposed that the year's net margin from ordinary operations of 59,581 euros should be added to voluntary reserves, pending appropriate approval, if applicable, from the Board of Trustees.
- Likewise, it is proposed to increase the founding endowment by 85,522 euros, using the capital gains generated by the sale of investment property that was part of the founding endowment, pending the board's approval, if applicable.

#### EXPANSION AND INVESTMENTS

Fundación Acción Contra el Hambre was established as a private non-profit, nationwide foundation on 28 February 1995. All the investments made in the 2018 financial year amounted to approximately 640,000 euros. As of 31 December 2018, equity amounts to 28,802 thousand euros (28,656 thousand euros in 2017), the working capital is at 11,995 thousand euros (16,390 thousand euros in 2017) and provisions are at 4,454 thousand euros (4,795 thousand euros in 2017).

As of 31 December 2018, the workforce comprised 1,961 employees, representing an increase of 15% over the previous year (1,700 in 2017).

Given the activity in which the Foundation engages, it has no liabilities, expenses, assets or provisions and contingencies of an environmental nature that could be significant in relation to its net worth, its financial position and its results.

#### ACTIVITIES REGARDING RESEARCH AND DEVELOPMENT

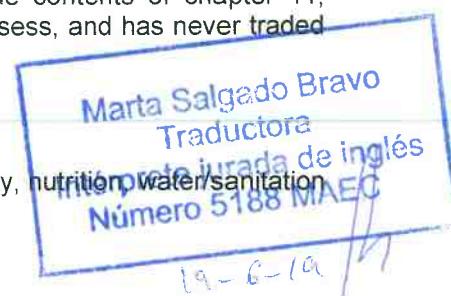
The Foundation carries out research and development activities related to the sectors in which it operates, these being nutrition, food safety, health, water/sanitation and the promotion of social action.

#### TREASURY SHARES

Given the purpose of the Foundation and its non-profit nature, it has no corporate capital or, consequently, shares or any other instrument representing its assets. Pursuant to Article 202 of the consolidated text of the Spanish Corporations Law, and considering the contents of chapter 11, section 4 of that text, it is hereby stated that the Foundation does not possess, and has never traded with, treasury shares.

#### FORESEEABLE EVOLUTION OF THE FOUNDATION

The Foundation carries out humanitarian aid programmes in the food safety, nutrition, water/sanitation





and health sectors.

Since 2012, and as a result of the merger, the Foundation also carries out entrepreneurship programmes for people at risk of social exclusion, as well as programmes for promotion, advice and technical assistance in the field of social action, mainly in Spain.

The consolidated amount of beneficiaries of the projects carried out by the Foundation in 2018 stands at 5.713 people (6.008 in 2017).

#### **MAIN RISKS AND UNCERTAINTIES FACING THE FOUNDATION**

The Foundation obtains its financing mainly from European and international institutional and private donors, and so the main uncertainty facing the organization is the future evolution of the economy in general, and also future contributions from the various funding agencies. In note 20, information is listed regarding the nature and risk level arising from financial instruments.

#### **EVENTS OCCURRING AFTER YEAR-END**

There is nothing to report. See Note 23.

Marta Salgado Bravo  
Traductora  
Intérprete jurada de inglés  
Número 5188 MAEC

19-6-19/7





These Annual Accounts and the Management Report of Fundación Acción Contra el Hambre, for the financial year that ended on 31 December 2018, were prepared by the Foundation's Annual Accounts Preparation Committee on 29 March 2019.

Illegible signature

Oliver Longué  
General Manager

Illegible signature

Mathias Horcher  
Financial Officer

Illegible signature

Vincent Stehli  
Director of Operations

Marta Salgado Bravo  
Traductora  
Intérprete jurada de inglés  
Número 5188 MAEC  
19-6-19



These Annual Accounts and the Management Report of Fundación Acción Contra el Hambre, for the financial year that ended on 31 December 2018, were approved by the Board of Trustees on 10 June 2019.

*[Illegible signature]*

José Luis Leal Maldonado  
Chairman

*[Illegible signature]*

Emilio Aragón Álvarez  
Deputy Chairman

*[Illegible signature]*

Luis Escauriaza Ibáñez  
Deputy Chairman

*[Illegible signature]*

Francisco Javier Ruiz Paredes  
Secretary and Member

*[Illegible signature]*

Carmen Posadas Mañe  
Member

*[Illegible signature]*

Crisanto Plaza Bayón  
Member

*[Illegible signature]*

Salvador Bangueses Bangueses  
Member

*[Illegible signature]*

María Jaraiz Saliquet  
Member

*[Illegible signature]*

Carlos Mira Martín  
Member

*[Illegible signature]*

Camen Fernández Chamizo  
Member

Marta Salgado Bravo  
Traductora  
Intérprete jurada de inglés  
Número 5188 MAEC  
19-6-19



*Doña Marta Salgado Bravo, Traductora/Intérprete Jurada de inglés nombrada por el Ministerio de Asuntos Exteriores y Cooperación, certifica que la que antecede es traducción fiel y completa al inglés de un documento redactado en español.*

*En Madrid, a 19 de junio de 2019.*

*Ms. Marta Salgado Bravo, Sworn Translator and Interpreter of English, hereby certifies that the preceding translation is a true and complete translation into English of a document drafted in Spanish.*

*Signed in Madrid on July 19, 2019.*

Marta Salgado Bravo  
Traductora  
Intérprete jurada de inglés  
Número 5188 MAEC



**Informe de Auditoría de Cuentas Anuales  
Emitido por un Auditor Independiente**

**FUNDACIÓN ACCIÓN CONTRA EL HAMBRE  
Cuentas Anuales e Informe de Gestión  
Correspondientes al ejercicio anual terminado  
el 31 de diciembre de 2018**

**Marta Salgado Bravo  
Traductora  
Intérprete jurada de inglés  
Número 5188 MAEC**

19-6-19 / 9









### Aspectos más relevantes de la auditoría

Los aspectos más relevantes de la auditoría son aquellos que, según nuestro juicio profesional, han sido considerados como los riesgos de incorrección material más significativos en nuestra auditoría de las cuentas anuales del periodo actual. Estos riesgos han sido tratados en el contexto de nuestra auditoría de las cuentas anuales en su conjunto, y en la formación de nuestra opinión sobre éstas, y no expresamos una opinión por separado sobre esos riesgos.

#### *Subvenciones, donaciones y legados*

**Descripción** Tal y como se detalla en la nota 1 de la memoria adjunta, la Fundación es una entidad sin ánimo de lucro siendo el fin principal la realización de todo tipo de actividades que contribuyan a combatir el hambre en el mundo, y en especial la organización de misiones de urgencia humanitarias en zonas afectadas por problemas de nutrición, sanidad e higiene, así como la formación de personal especializado en materia de nutrición, sanidad e higiene para su envío a dichas misiones humanitarias. Para llevar a cabo su objeto fundacional, la Fundación cuenta, entre otros, con los ingresos de patrocinadores e ingresos por la gestión de los fondos objeto de las subvenciones del Fondo Social Europeo.

De acuerdo a lo detallado en las notas 2.3 y 4.11 de la memoria adjunta, las subvenciones recibidas para financiar gastos específicos de ejecución plurianual y en el supuesto de ejecución parcial de los mismos, se califican como no reintegrables en proporción al gasto ejecutado, siempre que no existan dudas razonables de que se concluirá en los términos fijados en las condiciones del otorgamiento, imputándose a la cuenta de resultados del ejercicio en el que se devenguen los gastos que están financiando. En base a este criterio, los importes reintegrables, es decir, pendientes de imputar a la cuenta de resultados a una fecha determinada, se encuentran registrados en el epígrafe de "Beneficiarios acreedores" del pasivo del balance.

Durante el ejercicio 2018 la Fundación ha registrado en el epígrafe "Ingresos de la actividad propia - Subvenciones, donaciones y legados imputados al excedente del ejercicio" 92.696 miles de euros, correspondiente a las subvenciones, donaciones y legados recibidas en el ejercicio principalmente de Organismos Públicos Europeos, relacionadas con el fin fundacional. Adicionalmente en el epígrafe "Beneficiarios acreedores" del balance al 31 de diciembre de 2018 la Fundación ha registrado 23.492 miles de euros a largo plazo y 84.499 miles de euros a corto plazo, correspondientes a los importes de las subvenciones reintegrables, pendientes de imputar a la cuenta de resultados a dicha fecha, derivados de las actividades relacionadas con dichas subvenciones.

Un aspecto crítico para el registro de las Subvenciones, donaciones y legados imputados al excedente del ejercicio, ha sido la evaluación de que no existen dudas razonables sobre la no reintegrabilidad de dichos importes, del devengo de dichos ingresos y la aplicación de los mismos a la ejecución del cumplimiento de los términos fijados en las condiciones del otorgamiento. Esto unido a la relevancia de los importes involucrados, nos ha hecho considerar esta área como el aspecto más relevante de nuestra auditoría.

Nuestra  
respuesta

En relación con esta área, nuestros procedimientos de auditoría han incluido, entre otros:

- El entendimiento del proceso de subvenciones, donaciones y legados recibidos, y la identificación de los procedimientos implantados por la Fundación respecto a dicho proceso.

Marta Salgado Bravo  
Traductora  
Intérprete jurada de inglés  
Número 5188 MAEC



- El entendimiento de la tipología de gastos que genera la Fundación asociados a las subvenciones, donaciones y legados, distinguiendo, para ello, los gastos por su naturaleza.
- La verificación de la documentación soporte justificativa, incluyendo los acuerdos firmados con los aportantes, focalizándonos en su correcta contabilización.
- La verificación, a través de un test de detalle para una muestra de los ingresos y gastos incurridos, que los mismos han sido aplicados a su finalidad tal y como se establece en los mencionados acuerdos y en los distintos proyectos llevados a cabo por la Fundación durante el ejercicio.
- Asimismo hemos comprobado que los desgloses incluidos en las notas explicativas de la memoria adjunta son los requeridos por la normativa contable de aplicación.

#### Otra información: Informe de gestión

La otra información comprende exclusivamente el informe de gestión del ejercicio 2018, cuya formulación es responsabilidad Comité de Formulación de Cuentas Anuales de la Fundación y no forma parte integrante de las cuentas anuales.

Nuestra opinión de auditoría sobre las cuentas anuales no cubre el informe de gestión. Nuestra responsabilidad sobre el informe de gestión, de conformidad con lo exigido por la normativa reguladora de la actividad de auditoría de cuentas, consiste en evaluar e informar sobre la concordancia del informe de gestión con las cuentas anuales, a partir del conocimiento de la entidad obtenido en la realización de la auditoría de las citadas cuentas y sin incluir información distinta de la obtenida como evidencia durante la misma. Asimismo, nuestra responsabilidad consiste en evaluar e informar de si el contenido y presentación del informe de gestión son conformes a la normativa que resulta de aplicación. Si, basándonos en el trabajo que hemos realizado, concluimos que existen incorrecciones materiales, estamos obligados a informar de ello.

Sobre la base del trabajo realizado, según lo descrito en el párrafo anterior, la información que contiene el informe de gestión concuerda con la de las cuentas anuales del ejercicio 2018 y su contenido y presentación son conformes a la normativa que resulta de aplicación.

#### Responsabilidad del Comité de Formulación de las Cuentas Anuales

El Comité de Formulación de Cuentas Anuales es responsable de formular las cuentas anuales adjuntas, de forma que expresen la imagen fiel del patrimonio, de la situación financiera y de los resultados de la Fundación, de conformidad con el marco normativo de información financiera aplicable a la entidad en España, que se identifica en la nota 2 de la memoria adjunta, y del control interno que consideren necesario para permitir la preparación de cuentas anuales libres de incorrección material, debida a fraude o error.

En la preparación de las cuentas anuales, el Comité de Formulación de Cuentas Anuales es responsable de la valoración de la capacidad de la Fundación para continuar como empresa en funcionamiento, revelando, según corresponda, las cuestiones relacionadas con la empresa en funcionamiento y utilizando el principio contable de empresa en funcionamiento excepto si el Comité de Formulación de Cuentas Anuales tiene intención de liquidar la Fundación o de cesar sus operaciones, o bien no exista otra alternativa realista.

Marta Salgado Bravo  
Traductora  
Intérprete jurada de inglés  
Número 5188 MAEC

19-6-19



### Responsabilidades del auditor en relación con la auditoría de las cuentas anuales

Nuestros objetivos son obtener una seguridad razonable de que las cuentas anuales en su conjunto están libres de incorrección material, debida a fraude o error, y emitir un informe de auditoría que contiene nuestra opinión.

Seguridad razonable es un alto grado de seguridad pero no garantiza que una auditoría realizada de conformidad con la normativa reguladora de la actividad de auditoría de cuentas vigente en España siempre detecte una incorrección material cuando existe. Las incorrecciones pueden deberse a fraude o error y se consideran materiales si, individualmente o de forma agregada, puede preverse razonablemente que influyan en las decisiones económicas que los usuarios toman basándose en las cuentas anuales.

Como parte de una auditoría de conformidad con la normativa reguladora de la actividad de auditoría de cuentas vigente en España, aplicamos nuestro juicio profesional y mantenemos una actitud de escepticismo profesional durante toda la auditoría. También:

- Identificamos y valoramos los riesgos de incorrección material en las cuentas anuales, debida a fraude o error, diseñamos y aplicamos procedimientos de auditoría para responder a dichos riesgos y obtenemos evidencia de auditoría suficiente y adecuada para proporcionar una base para nuestra opinión. El riesgo de no detectar una incorrección material debida a fraude es más elevado que en el caso de una incorrección material debida a error, ya que el fraude puede implicar colusión, falsificación, omisiones deliberadas, manifestaciones intencionadamente erróneas, o la elusión del control interno.
- Obtenemos conocimiento del control interno relevante para la auditoría con el fin de diseñar procedimientos de auditoría que sean adecuados en función de las circunstancias, y no con la finalidad de expresar una opinión sobre la eficacia del control interno de la entidad.
- Evaluamos si las políticas contables aplicadas son adecuadas y la razonabilidad de las estimaciones contables y la correspondiente información revelada por los el Comité de Formulación de Cuentas Anuales.
- Concluimos sobre si es adecuada la utilización, por el Comité de Formulación de Cuentas Anuales, del principio contable de empresa en funcionamiento y, basándonos en la evidencia de auditoría obtenida, concluimos sobre si existe o no una incertidumbre material relacionada con hechos o con condiciones que pueden generar dudas significativas sobre la capacidad de la Fundación para continuar como empresa en funcionamiento. Si concluimos que existe una incertidumbre material, se requiere que llamemos la atención en nuestro informe de auditoría sobre la correspondiente información revelada en las cuentas anuales o, si dichas revelaciones no son adecuadas, que expresemos una opinión modificada. Nuestras conclusiones se basan en la evidencia de auditoría obtenida hasta la fecha de nuestro informe de auditoría. Sin embargo, los hechos o condiciones futuros pueden ser la causa de que la Fundación deje de ser una empresa en funcionamiento.
- Evaluamos la presentación global, la estructura y el contenido de las cuentas anuales, incluida la información revelada, y si las cuentas anuales representan las transacciones y hechos subyacentes de un modo que logran expresar la imagen fiel.

Marta Salgado Bravo  
Traductora  
Intérprete jurada de inglés  
Número 5188 MAEC

19-6-19 / 4







Building a better  
working world

5

Nos comunicamos con el Comité de Formulación de Cuentas Anuales de la entidad en relación con, entre otras cuestiones, el alcance y el momento de realización de la auditoría planificados y los hallazgos significativos de la auditoría, así como cualquier deficiencia significativa del control interno que identificamos en el transcurso de la auditoría.

Entre los riesgos significativos que han sido objeto de comunicación al Comité de Formulación de Cuentas Anuales de la entidad, determinamos los que han sido de la mayor significatividad en la auditoría de las cuentas anuales del periodo actual y que son, en consecuencia, los riesgos considerados más significativos.

Describimos esos riesgos en nuestro informe de auditoría salvo que las disposiciones legales o reglamentarias prohíban revelar públicamente la cuestión.



ERNST & YOUNG, S.L.

2019 Núm. 01/18/12816

Informe de auditoría de cuentas sujeto  
a la normativa de auditoría de cuentas  
española e internacional

ERNST & YOUNG, S.L.

(Inscrita en el Registro Oficial de Auditores  
de Cuentas con el Nº 50530)

María Florencia Krauss Padoani

(Inscrito en el Registro Oficial de Auditores  
de Cuentas con el Nº 22706)

31 de mayo de 2019

Marta Salgado Bravo  
Traductora  
Intérprete jurada de inglés  
Número 5188 MAEC

