

Audit Report on the Annual Accounts Issued by an
Independent Auditor

FUNDACIÓN ACCIÓN CONTRA EL HAMBRE
Annual Accounts and Management Report
Corresponding to the financial year ending 31
December 2017

22/06/2018 7

Marta Salgado Bravo
Traductora
Intérprete jurada de inglés
Número 5188 MAEC



Building a better working world

Ernst & Young, S.L.
c/ Raimundo Fernández Villaverde, 65
28003 Madrid

Tel.: 902 365 456
Fax: 915 727 300
ey.com

AUDIT REPORT ON THE ANNUAL ACCOUNTS ISSUED BY AN INDEPENDENT AUDITOR

To the Trustees of FUNDACIÓN ACCIÓN CONTRA EL HAMBRE:

Opinion

We have audited the annual accounts of FUNDACIÓN ACCIÓN CONTRA EL HAMBRE (the Foundation), which comprise the balance sheet as of 31 December 2017, the income statement and the explanatory notes for the financial year ending on said date.

In our opinion, the attached annual accounts express in all significant aspects a true image of the assets and financial situation of the Foundation at 31 December 2017, along with its results corresponding to the financial year ended on said date, in accordance with the applicable regulatory financial reporting framework (identified in Note 2), and in particular the accounting criteria and principles set out therein.

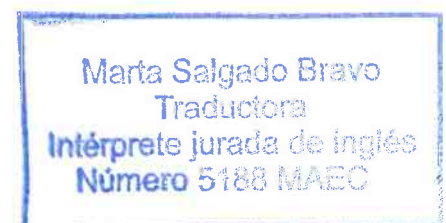
Grounds for our opinion

We have conducted our audit in accordance with the regulations governing account auditing in force in Spain. Our responsibilities in connection with these standards are described below in the section *Auditor's Responsibilities in connection with our report's auditing of the annual accounts*.

We are independent of the Foundation in accordance with ethical requirements, including those relating to independence, which are applicable to our account auditing in Spain as required under the regulations governing account auditing. In this regard, we have not provided services other than services for account auditing, nor have situations or circumstances occurred, in accordance with the provisions of the aforementioned regulations, that have affected the necessary independence in such a way that it has been compromised.

We believe that the audit evidence we have obtained provides a sufficient basis for our opinion.

22/06/2018 07



Most relevant aspects of the audit

The most relevant aspects of the audit are those which, in our professional opinion, have been considered to be the most significant material risks of misstatement in our audit of the annual accounts for the current period. These risks have been handled in the context of our audit of the annual accounts as a whole, and in forming our opinion on them, and we do not express a separate opinion on these risks.

Grants, donations and bequests

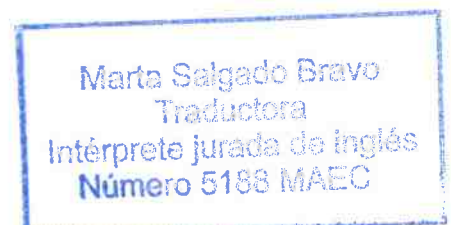
As is detailed in Note 1 hereto attached, the Foundation is a non-profit organisation, with the main purpose of carrying out all kinds of activities that contribute to fighting hunger in the world, and especially the organisation of emergency humanitarian missions in areas affected by problems regarding nutrition, healthcare and hygiene, as well as the training of specialised personnel in the areas of nutrition, healthcare and hygiene for sending them to the humanitarian missions. To carry out its founding purpose, the Foundation receives income from sponsors and income from managing funds under European Social Fund grants, among others.

As is stated in Notes 2.3 and 4.11 hereto attached, grants received for funding specific multiannual implementation expenses, and on the assumption of partial implementation thereof, are classified as non-refundable in proportion to the expense implemented, provided that there are no reasonable doubts that it will be concluded under the terms set out in the conditions of the grant, being charged to the income statement for the financial year in which the expenses that are being funded are accrued. Based on this criterion, refundable amounts, that is, amounts pending allocation to the income statement at a certain date, are recognised under "Creditor Beneficiaries" on balance sheet liabilities.

During the 2017 financial year, the Foundation recognised under "Income from the non-profit activity - Grants, donations and bequests charged to the surplus for the financial year" 89,147 thousand euros, corresponding to grants, donations and bequests received during the financial year, mainly from European public agencies, relating to the founding purpose. Additionally, under "Creditor Beneficiaries" on the balance sheet as of 31 December 2017, the Foundation recognised 14,292 thousand euros in the long term and 50,341 thousand euros in the short term, corresponding to the amounts of the refundable grants, pending allocation to the income statement at said date, arising from activities relating to said grants.

A critical aspect for recognising the Grants, donations and bequests allocated to the surplus for the financial year has been the assessment that there are no reasonable doubts as to the non-refundability of said amounts, the accrual of said income and the application thereof to the implementation in compliance with the terms set out in the conditions of the grant. This, together with the significance of the amounts involved, has meant we consider this area to be a relevant aspect in our audit.

22/06/2018 M



In connection with this area, our audit procedures have included the follow, among others:

- Understanding the process for the grants, donations and bequests received, and identifying the procedures implemented by the Foundation with respect to said process.
- Understanding the typology of expenses generated by the Foundation associated with the grants, donations and bequests, differentiating the expenses by their nature to do so.
- Verifying the supporting documentation, including agreements signed with contributors, focusing on following accounting standards.
- Verifying, through a detailed test on a sample of the income and expenses incurred, that the same have been applied to their purpose as established under the aforementioned agreements and in the different projects carried out by the Foundation during the financial year.
- We have also verified that the breakdowns included in the explanatory notes hereto attached are as required under applicable accounting regulations.

Other information: Management report

The other information exclusively comprises the management report for the 2017 financial year, which is drawn up by the Foundation's Annual Accounts Preparation Committee and which is not an integral part of the annual accounts.

Our audit opinion on the annual accounts does not cover the management report. Our responsibility as to the management report, in accordance with the provisions of the regulations governing account auditing, consists of assessing and reporting on the management report's consistency with the annual accounts, based on the knowledge of the entity obtained in conducting the audit of the aforementioned accounts and without including information other than that obtained as evidence during the same. Likewise, our responsibility consists of assessing and reporting as to whether the content and presentation of the management report comply with applicable standards. If, based on the work we have done, we conclude that there are material misstatements, we are obliged to report this.

Based on our work, in accordance with the previous paragraph, the information contained in the management report is consistent with the annual accounts for the 2017 financial year and its content and presentation comply with applicable standards.

22/06/2018 M





EY

Building a better
working world

Responsibility of the Annual Accounts Preparation Committee

The Annual Accounts Preparation Committee is responsible for drawing up the attached annual accounts, to express a true image of the equity, financial situation and results of the Foundation, pursuant to the regulatory financial reporting framework applicable to the entity in Spain, as identified in note 2 hereto attached, and the internal control structure deemed necessary in order to allow the annual accounts to be drawn up without any material misstatements caused by fraud or error.

In drawing up the annual accounts, the Annual Accounts Preparation Committee is responsible for evaluating the Foundation's ability to continue as a going concern, revealing, where applicable, questions related to the going concern and using the going concern accounting principle, except if the Annual Accounts Preparation Committee intend to liquidate the Foundation or cease operations, or if there is no realistic alternative.

The auditor's responsibilities with regard to auditing the annual accounts

Our objectives are to obtain reasonable assurance that the annual accounts as a whole are free of material misstatement caused by fraud or error, and to issue an audit report containing our opinion.

Reasonable assurance is a high degree of assurance but does not guarantee that an audit conducted in accordance with the regulations governing account auditing in force in Spain will always detect any material misstatements. Misstatements can be due to fraud or error and are considered material if, individually or jointly, it can be reasonably predicted that they will influence the economic decisions made by users based on the annual accounts.

As part of an audit in accordance with the regulations governing account auditing in force in Spain, we apply our professional judgement and maintain an attitude of professional scepticism throughout the audit. In addition:

- We identify and assess the risks of material misstatements in the annual accounts caused by fraud or error, we design and apply audit procedures to respond to these risks and we obtain sufficient and appropriate audit evidence so as to provide a basis for our opinion. The risk of not detecting material misstatements caused by fraud is higher than in the case of material misstatements caused by error, since fraud may involve collusion, falsification, deliberate omissions, intentional misstatements or circumvention of internal controls.
- We obtain knowledge of the internal controls relevant to the audit in order to design appropriate audit procedures in accordance with the circumstances, but not in order to express an opinion on the effectiveness of the entity's internal controls.
- We assess whether the accounting policies applied are appropriate and the reasonableness of the accounting estimates and the corresponding information disclosed by the Annual Accounts Preparation Committee.

22/06/2018 9

Marta Salgado Bravo
Traductora
Intérprete jurada de inglés
Número 5188 MAEC



Building a better working world

- We come to a conclusion as to the appropriateness of the use, by the Annual Accounts Preparation Committee, of the going concern accounting principle and, based on the audit evidence obtained, we come to a conclusion as to whether there are any material uncertainties relating to events or conditions that could generate significant doubts concerning the Foundation's ability to continue as a going concern. If we conclude that there are any material uncertainties, we must call attention to the corresponding information disclosed in the annual accounts in our audit report or, if said disclosure is not appropriate, we express a modified opinion. Our conclusions are based on the audit evidence obtained to the date of our audit report. However, future events or conditions could cause the Foundation to cease to be a going concern.
- We assess the overall presentation, structure and content of the annual accounts, including the information disclosed, and if the annual accounts represent underlying facts and transactions so that they express a true image.

We communicate with the entity's Annual Accounts Preparation Committee concerning, among other matters, the planned scope and timing of the audit and its significant findings, as well as any significant deficiencies in internal controls that we identify during the course of the audit.

From the significant risks that have been reported to the entity's Annual Accounts Preparation Committee, we determine the risks that have been of greatest significance in the audit of the annual accounts for the current period and that are, accordingly, the risks considered to be the most significant.

We describe these risks in our audit report, unless legal or regulatory provisions prohibit the public disclosure thereof.

ERNST & YOUNG, S.L.

Year 2018 No.
01/18/07385

COPY

.....
Audit report subject
to Spanish or international account
auditing regulations
.....
.....

ERNST & YOUNG, S.L.

(Registered in the Official Register of
Account Auditors under No. 50530)

María Florencia Krauss Padoani

(Registered in the Official Register of Account Auditors
under No. 22706)

31 May 2018

22/06/2018 M

Marta Selgado Bravo
Traductora
Intérprete jurada de inglés
Número 5188 MAEC

22/06/2018

M

Marta Salgado Bravo
Traductora
Intérprete jurada de inglés
Número 5188 MAEC

FUNDACIÓN ACCIÓN CONTRA EL HAMBRE

**Annual Accounts and Management Report
for the financial year ended on
31 December 2017**

22/06/2018
M



INDEX

ANNUAL ACCOUNTS

- Balance Sheet as at 31 December 2017
- Income statement for the financial year ended on 31 December 2017
- Report for the financial year ended on 31 December 2017

INVENTORY OF INTANGIBLE AND TANGIBLE ASSETS

MANAGEMENT REPORT FOR FINANCIAL YEAR 2017

PREPARATION OF THE ANNUAL ACCOUNTS

22/06/2018

9

Maria Salgado Bravo
 Traductora
 Intérprete jurada de inglés
 Número 5188 MAEC

FUNDACIÓN ACCIÓN CONTRA EL HAMBRE
Balance sheet as at 31 December
 (Expressed in euros)

ASSETS	Notes	2017	2016
NON-CURRENT ASSETS		31,885,024	31,608,600
Intangible assets	5	4,008	4,008
Patents, licences, trademarks and similar items		2,834	2,834
Computer applications		1,174	1,174
Tangible assets	6	760,433	479,793
Technical facilities and other property, plant and equipment		760,433	479,793
Investment properties	7	16,791,035	17,016,657
Land		11,508,802	11,508,802
Buildings		5,282,233	5,507,855
Long-term financial investments	8	413,842	411,204
Equity instruments		81,910	81,910
Securities representing debt		86,717	89,400
Other financial assets		245,215	239,894
Users and other long-term non-profit activity debtors	8.2	13,915,706	13,696,938
CURRENT ASSETS		76,560,273	75,338,464
Stocks	9	188,056	316,924
Non-profit activity debtors and other receivables		53,101,744	47,484,430
Users and other short-term non-profit activity receivables	8.2	48,630,442	43,189,807
Non-profit activity receivables, group and associate companies	8	1,525,501	2,214,732
Receivables from head office	8	208,096	178,508
Receivables from the missions	8	2,736,139	1,895,403
Staff	8	-	3,377
Other credits with Public Administrations	15	1,566	2,603
Short-term accruals	11	1,848,377	1,314,425
Cash and cash equivalents	10	21,422,096	26,222,685
Cash		21,422,096	26,222,685
TOTAL ASSETS		108,445,297	106,947,064

22/06/2018

M

Maria Salgado Bravo
 Traductora
 Intérprete jurada de Inglés
 Número 5188 MAEC

FUNDACIÓN ACCIÓN CONTRA EL HAMBRE
Balance sheet as at 31 December
 (Expressed in euros)

EQUITY AND LIABILITIES	Notes	2017	2016
EQUITY		28,656,484	27,701,546
NET WORTH	12	28,600,542	27,645,603
Founding endowment		22,630,396	22,312,855
Voluntary reserves		5,015,207	4,679,682
Surplus for the year	3	954,939	653,066
ADJUSTMENTS FOR CHANGES IN VALUE		55,942	55,943
NON-CURRENT LIABILITIES		19,618,941	23,069,569
LONG-TERM PROVISIONS	13	4,795,048	4,684,894
Long-term debts	14.1	157,172	144,605
Debts with credit institutions		4,810	4,810
Other financial liabilities		152,362	139,795
Deferred tax liabilities	15	374,708	385,652
Long-term creditor beneficiaries	14.2	14,292,013	17,854,418
CURRENT LIABILITIES		60,169,872	56,175,949
Short-term debts	14.3	13,329	-
Debts with credit institutions		13,329	-
Creditor beneficiaries	14.2	50,341,304	48,038,766
Trade and other payables		9,815,239	8,137,183
Payables to group and associate companies	14.4	4,553,319	4,318,172
Payables to head office	14.4	902,053	967,717
Payables to the missions	14.4	3,546,623	2,213,970
Staff	14.4	94,158	37,503
Current tax liabilities	15	3,407	5,530
Other debts with Public Administrations	15	715,679	594,291
TOTAL EQUITY AND LIABILITIES		108,445,297	106,947,064

22/06/2018

9

Marta Salgado Bravo
 Traductora
 Intérprete jurada de Inglés
 Número 5168 MAEC

FUNDACIÓN ACCIÓN CONTRA EL HAMBRE
Income statement for the financial year ended on 31 December
 (Expressed in euros)

	Notes	2017	2016
Income from the non-profit activity	16.1	102,894,257	85,735,691
Fees received from users and members		10,322,071	9,537,702
Income from promotions, sponsors and collaborators		3,424,847	2,779,951
Grants, donations & bequests assigned to non-profit activities		89,147,339	73,418,038
Monetary and other aids	16.2	(15,597,523)	(12,709,051)
Monetary aids		(15,597,523)	(12,709,051)
Supplies	16.3	(30,477,541)	(22,527,342)
Cost of raw materials and other consumables used		(22,573,420)	(16,306,749)
Work performed by other companies		(7,904,121)	(6,220,593)
Other income from the activity	16.4	1,853,238	1,791,811
Staff costs	16.5	(29,779,838)	(25,699,540)
Wages, salaries and similar items		(26,939,215)	(23,348,122)
Welfare charges		(2,840,623)	(2,351,418)
Other expenses of the activity		(26,717,686)	(24,806,912)
External services	16.6	(25,476,144)	(24,412,338)
Taxes		(342,415)	(336,554)
Other current management expenses		(899,127)	(58,020)
Amortisation of fixed assets	16.7	(614,097)	(525,571)
Provision variations	13	(110,154)	(1,174,452)
Impairment and profit/loss on disposals of fixed assets	16.9	16,953	334,953
Impairments and other losses		(163)	-
Profits/losses on disposals and others		17,116	334,953
SURPLUS RESULTING FROM THE ACTIVITY		1,467,609	419,587
Financial income		7,105	7,783
From third parties		7,105	7,783
Financial charges		(8,794)	(11,292)
On debts with third parties		(8,794)	(11,292)
Exchange rate differences	16.8	(510,981)	236,988
SURPLUS FROM FINANCIAL OPERATIONS		(512,670)	233,479
SURPLUS BEFORE TAX		954,939	653,066
Tax on profits	15.1	-	-
Change in equity recognised in the surplus for the year	12	954,939	653,066
TOTAL RESULTS, CHANGE IN EQUITY DURING THE YEAR		954,939	653,066

22/06/2018
M

Marta Salgado Bravo
Traductora
Intérprete jurada de Inglés
Número 5188 MAEC

FUNDACIÓN ACCIÓN CONTRA EL HAMBRE

Report for the financial year ended on 31 December 2017

1. ACTIVITY OF THE FOUNDATION

1.1 Incorporation and registered address

Fundación Acción Contra el Hambre, hereinafter “the Foundation”, was established as a private, non-profit, nationwide foundation on 28 February 1995, for an unlimited period of time. Its address and head offices are situated at calle Duque de Sevilla nº3, in Madrid The Foundation is registered in the Foundations Supervisory Department which is attached to the Spanish Ministry of Health, Social Services and Equality.

According to article 5 of its articles of association, its foundational purpose is the performance of all kinds of activities that contribute towards combating hunger all over the world, and in particular the organisation of emergency humanitarian missions to areas affected by nutrition, health and hygiene problems, as well as the training of staff specialising in nutrition, health and hygiene in order to send them to these humanitarian missions.

Another of its main purposes and activities is the provision of support, advice and technical assistance for foundations and organisations whose primary activity consists of social action, as well as attending to social problems experienced by individuals.

The Foundation, which is legally independent, is related to four other ACF International network charity institutions with identical purposes, activity and operating structure; the main one, which is the oldest, is the French association AcF, and the other three are Action Against Hunger UK, Action Against Hunger US and Action Against Hunger Canada. The link between these institutions is given due legal form through cooperation agreements signed between the parties.

Part of the Foundation’s activity is carried out as a contractor or subcontractor of projects for other related foundations. Each of the institutions, which are legally independent, secures its funds and justifies its expenses to its respective funding agencies. This is why the book-keeping documentation supporting these activities is kept at the respective head office of each contract-holding institution. Also, and in order to carry out its foundational purpose, among other resources the Foundation relies on income from the rental of the properties it holds (see Note 7), income from fees received from users, income from sponsors and income from management of the funds that are the object of grants from the European Social Fund.

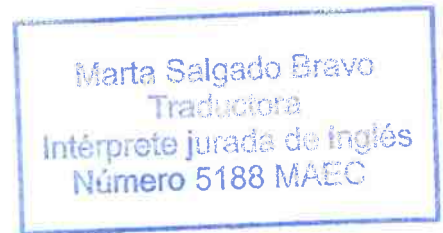
The Foundation’s Governing body is the Board of Trustees. The following Foundation bodies, whose effective creation and operation shall be carried out in accordance with the provisions of the Articles of Association, may also exist:

- a) An Executive Committee.
- b) Any other body that the Board of Trustees may see fit to create and agree to do so.

In each case, the Foundation’s bodies shall be assisted by the Advisory Boards, should the Board of Trustees decide to create these latter.

22/06/2018

m



The governance, administration and use made of the Foundation's Assets are entrusted to the Board of Trustees, which is appointed and acts subject to the rules contained in the Articles of Association. Fulfilment of the foundational purpose is binding on the Board of Trustees and, to this end, it possesses the use of all the powers that are necessary in law for compliance with this purpose and interprets the Articles of Association without any restriction whatsoever, in accordance with the current legislation regarding foundations. The Board of Trustees performs its duties free from any interference or hindrance, and its resolutions are binding on the Foundation.

The Board of Trustees is made up of a maximum of 15 and a minimum of 3 trustees, who elect a Chairman for a term of 5 years, and that person may be re-elected indefinitely. The Board of Trustees also elects Deputy Chairmen from among its members, who perform the duties of the Chairman if the latter is absent or unable to act as such, and a Secretary, who does not necessarily have to hold the status of Trustee. At the present time, the Secretary of the Foundation is simultaneously one of its trustees.

As at the date of preparing these annual accounts for the 2017 financial year its Board of Trustees is formed by the members listed below:

- Chairman	Mr. José Luis Leal Maldonado
- Deputy Chairman:	Mr. Emilio Aragón Álvarez
	Mr. Luis Escauriaza Ibáñez
- Member and Secretary:	Mr. Francisco Javier Ruiz Paredes
- Members:	Ms Carmen Posadas Mañe
	Mr. Crisanto Plaza Bayón
	Mr. Salvador Bangueses Bangueses
	Ms María Jaraiz Saliquet
	Mr. Carlos Mira Martín

During the financial year, Mr. Eloy Domínguez-Adame y Cobos ceased his duties as trustee.

In accordance with the Articles of Association, the preparation of the annual accounts is the responsibility of the Annual Accounts Preparation Committee, whose members are the General Manager, the Financial Officer and the Director of Operations of the Foundation.

According to article 31 of the Articles of Association of the Foundation, this latter will cease to exist for the reasons and in accordance with the procedures established by current legislation. The assets and rights resulting from liquidation shall be allocated to private non-profit foundations or institutions that pursue general interest purposes and whose assets are allocated, even for the case of dissolution, to the fulfilment of such purposes, in accordance with the provisions of article 3.6 of Law 49/2002, of 23 December, on the tax system of non-profit institutions and on tax incentives for patronage, and article 33.3 of Law 50/02 on Foundations.


2. BASES FOR PRESENTATION OF THE ANNUAL ACCOUNTS

The annual accounts have been prepared in accordance with the General Accounting Plan for Non-Profit Organisations approved through Resolution dated 26 March 2014 published by the Institute of Accounting and Accounts Auditing (ICAC), as well as with the remaining mercantile legislation in force and applicable to non-profit Organisations.

The period of the Foundation's financial year runs from 1 January to 31 December. The figures included in the annual accounts are expressed in euros, except where indicated otherwise.

These annual accounts, which have been prepared by the Foundation's Annual Accounts Preparation Committee shall be put before the Board of Trustees of the Foundation for approval, and it is considered that they will be approved without any modification whatsoever.

29/06/2018
7



2.1 True and fair view

The annual accounts have been prepared on the basis of the auxiliary book-keeping records of the Foundation, the legal regulations in force on accounting matters having been applied in order to show the true and fair view of the assets, financial position and the results of the Foundation. The cash flow statement has been prepared with a view to reporting truthfully on the origin and use of the monetary assets representing the Foundation's cash and cash equivalents.

2.2 Comparison of information

In accordance with commercial legislation, in addition to the figures for the 2017 financial year, the income statement with all the items on the balance sheet for the previous financial year is presented for comparison. The report also includes quantitative information from the previous year, except when an accounting rule specifically establishes that this is not necessary.

2.3 Critical aspects of valuation and estimate of uncertainty

In the preparation of the annual accounts, the Foundation's Annual Accounts Preparation Committee has made estimates that are based on historical experience and on other factors that are considered reasonable in accordance with present circumstances and that form the basis for establishing the book value of the assets and liabilities whose value cannot be determined easily by means of other sources. The Foundation's Management reviews its estimates continuously; however, given the uncertainty attached to them, there is a risk that adjustments may arise in the future regarding the values of the affected assets and liabilities, if a change should occur in the hypotheses, facts and circumstances on which they are based.

The key hypotheses regarding the future, and also other relevant information on the estimate of uncertainty on the financial year closing date, that have a risk associated with them that means significant changes in the value of the assets or liabilities in the next financial year are as follows:

Impairment of the value of non-current assets

The valuation of non-current assets, other than financial assets, requires estimates to be made with a view to determining their recoverable value, for the purpose of assessing any possible impairment. In order to determine this recoverable value, at year-end the Foundation estimates the future cash flows expected from the assets by using an appropriate discount rate for calculating the current value of those cash flows, as well as obtaining valuations of such assets, made by independent experts, as stated in Note 4.4

Criterion for determining non-refundability of grants

As stated in Note 4.11 to this Report, the Foundation considers non-refundable the value of the grants received for financing specific expenses in proportion to the expense incurred as at a certain date and provided there are no reasonable doubts that all the terms and conditions fixed in the conditions for granting them will be fulfilled. In this respect, the Foundation carries out a periodic, individualised analysis of the degree of compliance and expectations for the appropriate completion of the action plan associated with the above-mentioned grants.

Provisions

As stated in Note 4.12 of this Report, the Foundation estimates the value of the provisions recorded for possible risk of refund of grants according to the historical experience of the potential risk of amounts to be refunded as a result of claims from donors.

22/06/2018
M

Marta Salgado Bravo
Traductora
Intérprete jurada de inglés
Número 5188 MAEC

3. APPLICATION OF THE SURPLUS

The proposed application of the positive surplus of 955 thousand euros for the 2017 financial year, drawn up by the Foundation's Annual Accounts Preparation Committee, which is expected to be approved by the Board of Trustees, is the application with credit to Reserves.

The Foundation must allocate to its foundational purposes at least 70% of the revenues from the economic operations it carries out and from the income it obtains for any other concept, after deduction of the expenses incurred for obtaining such income, and must allocate the rest of the revenues and income to increasing either the founding endowment or the reserves, according to resolution adopted by the Board of Trustees' Meeting.

The time limit for fulfilling this obligation shall be the period included between the beginning of the year in which the respective revenues and income have been obtained and the four years that follow the close of that financial year (Note 17.2).

4. RECORDING AND VALUATION RULES

The principal criteria for recording and valuation used by the Foundation in the preparation of these annual accounts are as follows:

4.1 Intangible assets

Intangible assets are initially valued at cost, this being either the acquisition price or the production cost. The cost of the intangible assets acquired through business combinations is the fair value at the date of acquisition.

After initial recognition, the intangible assets are valued at cost, less accumulated amortisation and, where appropriate, the accumulated value of the corrections for impairment that have been recorded.

Intangible assets are systematically amortised in a straight-line way according to the estimated useful life of the assets and their residual value. The methods and amortisation periods applied are reviewed at each year-end and, if appropriate, they are adjusted prospectively. The existence of signs of impairment is assessed at least at year-end, and if there are any, the recoverable amounts are estimated, making the appropriate valuation corrections.


Computer applications

Computer applications are presented valued at purchase cost or their production cost and are amortised on a linear basis according to the estimated useful life in use at the rate of 30% - 50% per annum.

4.2 Tangible assets

Tangible assets are initially valued at cost, which in this case is the purchase price including Value Added Tax, since the latter is not directly recoverable from the Spanish tax authorities. After initial recognition, tangible assets are valued at cost, less accumulated amortisation and, where appropriate, the accumulated value of the corrections for impairment that have been recorded.

22/06/2018
M



Repairs that do not represent an extension of useful life and maintenance costs are charged in the income statement during the year in which they occur. The costs of renewal, expansion or improvement that give rise to an increase in production capacity or a lengthening of the useful life of the assets, are included in the assets as greater value of the assets, writing off, where appropriate, the book value of replaced items.

The items purchased by the Foundation and charged directly to grants received from certain funding agencies could, according to the respective contracts, be claimed by the financing agency when the project ends. Such assets are recorded as an expense of the respective programme at the time of acquisition, and so they are not recorded in the accompanying balance sheet. The purchase cost of these acquired items that are allocated to the income statement in 2017 amounts to 612,702 euros, 698,154 euros in 2016 (Note 16.3).

The tangible asset elements that are fully owned and used in the missions are amortised over one year, due to the heavy wear and tear to which they are subject, with the exception of vehicles, which are amortised in four years.

The Foundation amortises its tangible fixed assets that are located at Head Office following the linear method, distributing the cost of the assets between the years of estimated useful life, in accordance with the breakdown shown below:

	Years of useful life 2017	Years of useful life 2016
Furniture and tools/equipment	2 -5 years	3 -10 years
Machinery	2 -5 years	12 years
Other installations	2 -5 years	3 years
Other tangible fixed assets	2 -5 years	3 -10 years
Data processing equipment	2 -5 years	4 years

At the close of each financial year, the Foundation reviews the residual values, the useful lives and the methods for amortisation of the tangible fixed assets and, if appropriate, they are adjusted prospectively. In the 2017 financial year, the Foundation revalued the useful lives of its tangible fixed assets, without the corresponding change in the amortisation percentages applied prospectively from the start of the financial year having a significant impact on these Annual Accounts.

4.3 Investment properties

The Foundation classifies under this heading the real estate properties, and the enlargement and improvement work done on them, that are totally or partially held for the purpose of obtaining rental income or for capital appreciation or both, in order to obtain income for fulfilling the foundational purposes.

The Foundation recognises and appraises the investment properties by following the criteria established for tangible fixed assets. The investment properties are depreciated by following the straight-line method, over the following estimated years of useful life:

	Years of useful life 2017	Years of useful life 2016
Buildings	10 -35 years	25 -30 years

In the 2017 financial year, the Foundation revalued the useful lives of its investment properties, without the corresponding change in the amortisation percentages applied prospectively from the start of the financial year having a significant impact on these Annual Accounts.

22/06/2018

M

Marta Salgado Bravo
Traductora
Intérprete Jurada de Inglés
Número 5188 MAEC

The necessary valuation corrections are also made in order to allocate to each investment property the lower market value that, where appropriate, corresponds to it at the close of each financial year, provided the book value of the investment is not recoverable through the generation of sufficient income to cover costs and expenses, depreciation included.

4.4 Impairment in the value of non-financial assets

At least at year-end, the Foundation assesses whether there are signs that any non-current asset or, where applicable, any cash-generating unit, may be impaired.

The recoverable amount is the fair value less selling costs or the value in use, whichever is the greater. When the book value is greater than the recoverable amount, an impairment loss occurs. Value in use is the present value of expected future cash flows, using market interest rates without risk, adjusted for the specific risks associated with the asset.

For the case of investment properties, each year the Foundation asks independent experts to provide valuations of each of the land plots and buildings recorded in its balance sheet.

Valuation corrections for impairment and their reversal are posted in the income statement.

Valuation corrections for impairment are reversed when the circumstances that gave rise to them cease to exist, with the exception of those corresponding to goodwill. The limit of impairment reversal is the book value of the asset that would appear if the corresponding impairment in value had not previously been recognised.

4.5 Leases

Contracts are classified as financial leases when it is deduced from their economic conditions that all risks and rewards attaching to ownership of the asset that is the subject of the contract are substantially transferred to the lessee. Otherwise, contracts are classified as operating leases.

Payments for operating leases are recorded as expenses in the income statement when they accrue.

The income received from operating leases, net of the incentives granted, is recognised on a straight-line basis throughout the period of the lease.

4.6 Financial assets

Classification and valuation

Loans and receivable items

This category records credits for commercial and non-commercial transactions, that include financial assets whose receipts are of a particular or determinable amount, that are not negotiated on an active market and for which the whole of the outlay made by the Foundation is expected to be recovered, except, where appropriate, for reasons attributable to the debtor's solvency.

When they are initially recognised in the balance sheet, they are recorded at fair value which, unless there is evidence to the contrary, is the price of the transaction, which is equivalent to the fair value of the consideration delivered plus the transaction costs that are directly attributable to them.

After initial recognition, these financial assets are valued at amortised cost.

However, credits for commercial transactions with maturity at twelve months or less and which do not carry a contractual interest rate, and also advance payments and loans to staff and dividends to be received, whose amount is expected to be received in the short term, are initially and subsequently

22/06/2018

7

Marta Saigado Bravo
Traductora
Intérprete jurada de inglés
Número 5188 MAEC

valued at nominal value, when the effect of not updating the cash flows is not significant.

The difference between the fair value and the amount delivered in operating lease guarantees is considered an advance payment for the lease and is allocated to the income statement during the lease period. For calculating the fair value of guarantees, the minimum contractual term undertaken is taken as the remaining period. Because the amount delivered does not differ significantly from the fair value, the Foundation has recorded guarantees at the amount delivered.

Available-for-sale financial assets

These include the securities representing debt and the asset instruments that have not been included in the above category.

When they are initially recognised in the balance sheet, they are recorded at fair value which, unless there is evidence to the contrary, is the price of the transaction, which is equivalent to the fair value of the consideration delivered plus the transaction costs that are directly attributable to them. For asset instruments, the value of preferential subscription and other similar rights that have been acquired is included in the initial value.

After their initial recognition, these financial assets are valued at their fair value, without deducting the transaction costs that might be incurred in their disposal. The changes that occur in the fair value are recorded directly in equity, until such time as the financial asset is withdrawn from the balance sheet or is impaired, which is when the amount recognised in equity will be allocated to the profit and loss statement. However, the losses and gains resulting from exchange differences in monetary financial assets in foreign currency are recorded in the profit and loss statement.

Asset instruments whose fair value cannot be estimated reliably are valued at cost, less, where appropriate, the accumulated amount of the valuation adjustments made for impairment of their value.

Cancellation

Financial assets are written off from the Foundation's balance sheet when the contractual rights over the cash flows of the financial asset have expired or when they are transferred, provided the risks and rewards attaching to their ownership are substantially transferred in such transfer.

Interest received from financial assets

Interest on financial assets that accrues after the time of acquisition is recognised as income in the income statement. Interest is recognised using the effective interest rate method.

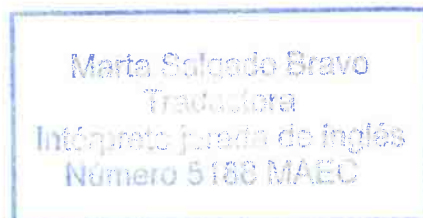
For these purposes, the value of the explicit accrued interest payable at that time is recorded separately in the initial valuation of financial assets, depending on maturity dates. Explicit interest is understood to be interest obtained from applying the contractual interest rate of the financial instrument.

4.7 Impairment in the value of financial assets

The book value of financial assets is corrected by the Foundation and charged to the income statement when there is objective evidence that an impairment loss has occurred.

In order to determine impairment losses on financial assets, the Foundation assesses the possible losses both in individual assets and in the groups of assets that have similar risk characteristics.

22/06/2018
M



Debt instruments

There is objective evidence of impairment in debt instruments, understood to be accounts receivable, credits and securities representing debt, when, after their initial recognition, an event occurs that represents a negative impact on their estimated future cash flows.

The Foundation considers impaired assets (doubtful assets) to be the debt instruments for which there is objective evidence of impairment, that essentially refers to the existence of bad debts, non-compliances, refinancing and the existence of information providing evidence of the possibility of non-recovery of all the agreed future flows, or when a delay occurs in their receipt.

In the case of financial assets valued at amortised cost, the value of impairment losses is equal to the difference between their book value and the present value of the future cash flows they are expected to generate, after deduction at the effective interest rate existing at the time of initial recognition of the asset. For trade and other receivables, the Foundation considers the balances of items outstanding at more than one year, for which there is no certainty of receiving them, and the balances of companies that have requested a creditors' meeting, to be doubtful assets.

Reversal of impairment is recognised as income in the income statement and its limit is the book value of the financial asset that would be recorded at the date of reversal if the impairment in value had not been recorded.

4.8 Financial liabilities

Classification and valuation

Debits and payable items

These include financial liabilities resulting from the purchase of goods and services for the Foundation's trading operations and debits for non-commercial transactions that are not derivative instruments.

When initially recognised in the balance sheet, they are recorded at fair value which, unless there is evidence to the contrary, is the price of the transaction, which is equivalent to the fair value of the consideration received adjusted by the transaction costs directly attributable to them.

After initial recognition, these financial liabilities are valued at amortised cost. The accrued interest is posted in the income statement, applying the effective interest rate method.

However, debits for commercial transactions with maturity at twelve months or less and that do not carry a contractual interest rate, and also payments required by third parties on equity holdings, whose value is expected to be paid in the short term, are valued at nominal value, when the effect of not updating the cash flows is not significant.

The Foundation writes off a financial liability from the books when the obligation has been cancelled.

4.9 Stocks

Stocks are valued at purchase price or production cost. The purchase price includes the amount invoiced by the vendor, after deduction of any discount, price reduction or other similar items, and all additional expenses that have occurred until the goods are positioned for sale, such as transport, customs duties, insurance and other costs that are directly attributable to stock acquisition, and also non-recoverable indirect taxes.

22/06/2018
M

Marta Salgado Bravo
Traductora
Intérprete jurada de Inglés
Número 5188 MAEC

Because the Foundation's stocks do not require a period of time in excess of one year in order to be in the right condition for sale, financial expenses are not included in the purchase price or production cost.

The Foundation uses the FIFO method for allocating value to the stocks.

When the net realizable value of the stocks is lower than their purchase price or production cost, the pertinent valuation corrections are made, and they are recognised as an expense in the income statement.

4.10 Cash and cash equivalents

This heading includes cash in hand, current accounts in banks and the deposits and temporary acquisitions of assets that fulfil the following requirements:

- They are convertible into cash.
- At the time of their acquisition their maturity date is not over three months.
- They are not subject to a significant risk of change in value.
- They form part of the normal cash management policy of the Foundation.

4.11 Grants, donations and bequests

Grants received for financing the execution of specific expenses incurred over several years and in the event of their partial execution, they are classified as non-refundable in proportion to the expenditure carried out, provided there are no reasonable doubts that it will be completed in the terms established in the grant conditions, being allocated to the income statement during the year in which the expenses that are being financed accrue. On the basis of this criterion, the refundable amounts, that is, those pending allocation to the income statement on a particular date, are recorded in the "Creditor beneficiaries" heading in the balance sheet liabilities.

Grants are classified as non-refundable when the conditions established for granting them have been fulfilled, being recorded directly at that moment in equity. Private donations with no assignment or specific project are recognised as income when they are received. Grants received for acquiring tangible assets are allocated as income for the year in proportion to the amortisation of the acquired assets.

In the recognition of grants, the contribution undertaken by the financing agencies that is pending receipt is recorded in the "Non-profit activity users and other receivables" heading of the balance sheet assets.

4.12 Provisions

Liabilities that are indeterminate in respect of their amount or the date on which they will be cancelled, are recognised in the balance sheet when the Foundation has a current obligation (whether through legal or contractual provision or through implicit or tacit obligation), that has arisen as a result of past events, whose payment is considered likely to involve a quantifiable outflow of funds.

22/06/2018
M

Marta Salgado Bravo
Traductora
Intérprete jurada de inglés
Número 5188 MAEC

Provisions are valued at the current value of the best possible estimate of the amount necessary for cancelling the obligation or transferring it to a third party, the adjustments that arise through updating of the provision being recorded as a financial expense as they accrue. When it is a matter of provisions with maturity equal to or less than one year, and the financial effect is not significant, no type of deduction is made. Provisions are reviewed on the closing date of each balance sheet and are adjusted in order to reflect the best current estimate of the liabilities that corresponds at any time.

On the other hand, the possible obligations arising as a result of past events, whose materialisation is conditional upon the occurrence of future events that are not entirely under the control of the Foundation, and present obligations that have arisen as a result of past events, for which it is unlikely that there will be an outflow of funds to pay for them or which cannot be valued with a sufficient degree of reliability, are considered contingent liabilities. These liabilities are not the subject of accounting records, a breakdown of them being given in the report except when the outflow of funds is remote.

The main provisions for activity operations correspond to provisions for the risk of refund of grants. The calculation of this provision is based on the historical experience of the potential risk of amounts to be refunded from the aids received as a result of subsequent claims made by the donors (Note 13).

4.13 Tax on profits and VAT

Non-deductible VAT paid is incorporated into the purchase price of investment goods or working assets, as well as that of the services that are the subject of the taxable transactions.

The Foundation has calculated its Corporation Tax by determining exempt and non-exempt revenues in accordance with the provisions of Law 49/2002, of 23 December on the tax system of non-profit institutions and on tax incentives for patronage, and on the basis of Royal Decree 1270/2003, of 10 October, approving the Regulations that implement the above-mentioned Law.

In complying with the requirements provided for in this Law and for the purposes of Corporation Tax payment, the Foundation is exempt from paying this tax because of the results obtained in the year from the activities that comprise its foundational purpose or specific aim, and also because of the increases in equity arising from acquisitions and transfer for profit, provided that all of them are obtained or realised in fulfilment of its corporate purpose or specific aim.

In accordance with Article 14 of Law 49/2002, of 23 December, and article 1 of Royal Decree 1270/2003, of 10 October, approving the Regulations for application of the tax system for non-profit institutions and tax incentives for patronage, in 2003 the Foundation submitted the respective census declaration in which it opted for the special tax system of Heading II of Law 49/2002, of 23 December.

4.14 Classification of assets and liabilities into current and non-current

The assets and liabilities are presented in the balance sheet classified into current and non-current. For these purposes, assets and liabilities are classified as current when they are related to the normal operating cycle of the Foundation and are expected to be sold, consumed, realised or cleared off during that cycle and their maturity, disposal or realisation is expected to occur in the maximum time limit of one year. Otherwise, they are classified as non-current assets and liabilities.

The normal operating cycle is under one year for all activities, except for activity in the missions which depends on the time limits of the projects.

22/06/2018

M

Marta Saigado Bravo
Traductora
Intérprete jurada de inglés
Número 5188 MAEC

4.15 Income and expenses

In accordance with the accrual accounting principle, income and expenses are recorded when they occur, regardless of the date of their receipt or payment.

Details of the criterion for recognising income from grants, donations and bequests received by the Foundation are shown in Note 4.11 above.

Cash benefits that are granted to other organisations or direct beneficiaries and are given in compliance with the Foundation's own purposes are recorded as cash aid. The actions associated with these aids are carried out entirely at the missions.

4.16 Transactions in foreign currency

The Foundation's functional and presentation currency is the euro.

In their initial valuation, transactions in foreign currency are converted to the spot exchange rate current on the date of the transaction.

Monetary assets and liabilities denominated in foreign currency are converted to the spot exchange rate current on the balance sheet date. Both the positive and negative translation differences that arise in this process are recognised in the income statement during the year in which they arise.

4.17 Assets of an environmental nature

Given the nature of the Foundation's operations, it has no liabilities, expenses, assets or provisions and contingencies of an environmental nature that might be significant in relation to its assets, financial position and results. For this reason, no breakdowns are included in this report on the annual accounts in respect of information regarding environmental issues.

4.18 Severance pay

In accordance with current labour legislation, the Foundation is obliged to pay indemnities to the employees with whom, under certain conditions, it severs labour relations. Severance pay that is reasonably quantifiable is recorded as an expense for the year in which there is a valid expectation created by the Foundation in respect of the affected third parties.

4.19 Related-party transactions

Related-party transactions are posted in accordance with the valuation rules itemised earlier.

The prices of transactions carried out with related parties are suitably supported, and so the Foundation does not consider that there are any risks that could give rise to significant tax liabilities.

22/06/2018
7

Marta Salgado Bravo
Traductora
Intérprete jurada de inglés
Número 5188 MAEC

5. INTANGIBLE ASSETS

The breakdown and movements of the different items comprising intangible assets are as follows:

2017

(euros)	Opening balance	Additions and endowments	Derecognitions	Closing balance
Cost				
Patents, licences, trademarks and similar items	2,834	-	-	2,834
Computer applications	75,381	-	-	75,381
	78,215	-	-	78,215
Accumulated amortisation				
Computer applications	(74,207)	-	-	(74,207)
	(74,207)	-	-	(74,207)
Net book value	4,008	-	-	4,008

2016

(euros)	Opening balance	Additions and endowments	Derecognitions	Closing balance
Cost				
Patents, licences, trademarks and similar items	2,834	-	-	2,834
Computer applications	75,381	-	-	75,381
	78,215	-	-	78,215
Accumulated amortisation				
Computer applications	(74,207)	-	-	(74,207)
	(74,207)	-	-	(74,207)
Net book value	4,008	-	-	4,008

All the items in intangible assets are allocated to the Foundation's activities. As at 31 December 2017 and 2016 December, there are no intangible assets situated outside Spanish territory.

As at 31 December 2017, computer applications for a value of 74,207 euros (74,207 euros as at 31 December 2016) are fully amortised.

6. TANGIBLE ASSETS

The breakdown and movements of the different items comprising tangible assets are as follows:

2017

(euros)	Opening balance	Additions and endowments	Derecognitions	Closing balance
Cost				
Technical installations, machinery and other fixed assets	1,895,408	567,827	(53,578)	2,409,657
	1,895,408	567,827	(53,578)	2,409,657
Accumulated amortisation				
Technical facilities, machines and other prop. (Note 16.7)	(1,415,615)	(279,577)	45,968	(1,649,224)
	(1,415,615)	(279,577)	45,968	(1,649,224)
Net book value	479,793			760,433

22/06/2018

7

Marta Salgado Bravo
 Traductora
 Intérprete jurada de Inglés
 Número 5188 MAEC

2016

(euros)	Opening balance	Additions and endowments	Derecognitions	Closing balance
Cost				
Technical installations, machinery and other fixed assets	1,696,019	277,547	(78,158)	1,895,408
	1,696,019	277,547	(78,158)	1,895,408
Accumulated amortisation				
Technical facilities, machines and other prop. (Note 16.7)	(1,228,796)	(256,909)	70,090	(1,415,615)
	(1,228,796)	(256,909)	70,090	(1,415,615)
Net book value	467,223			479,793

All tangible asset items are allocated to the Foundation's activities.

6.1 Description of the principal movements

The main acquisitions recorded in 2017 and 2016 correspond to the acquisition of all-terrain vehicles and motorcycles for use in the missions abroad. Derecognitions in the 2017 financial year mainly correspond to vehicles at the Guatemala and Senegal missions, which were closed during the current financial year. Derecognitions in the 2016 financial year mainly corresponded to fixed assets at the Guinea Conakry mission, which was closed in 2016, and which were fully amortised.

6.2 Other information

At 2017 year-end, the Foundation has tangible asset items that are fully depreciated and in use for a cost value of 671,086 euros (606,173 euros at year-end 2016).

The cost of the tangible assets situated outside Spanish territory as at 31 December 2017 amounts to 1,446,151 euros (1,136,972 euros at year-end 2016).

The Foundation follows the practice of arranging insurance policies to cover the possible risks to which the various items in its tangible assets are subject. The Foundation estimates that it has sufficient cover for the risks that are characteristic of its activity.

6.3 Fixed assets acquired and charged directly to grants

The items acquired by the Foundation and charged directly to grants received from certain funding agencies could, according to the respective contracts, be reclaimed by the funding agency at the end of the project; it is for this reason that the Foundation records these acquisitions as an expense associated with the different projects (Note 4.2). Practically all of these assets correspond to vehicles used in the missions. The historical cost value of this type of fixed asset, in use as at 31 December 2017, amounts to 7.115.547 euros (6.436.197 euros as at 31 December 2016).

6.4 Financial leases

The net book value of tangible fixed assets acquired through financial lease contracts as of 31 December is as follows:

(Thousands of euros)	2017	2016
Data processing equipment		
Cost	20,060	20,060
Accumulated amortisation	(13,830)	(9,331)
Total	6,230	10,730

The reconciliation between the total amount of the minimum future payments and their present value as at 31 December is as follows:

22/06/2018
M

Marta Salgado Bravo
Traductora
Intérprete jurada de inglés
Número 5188 MAEC

(Thousands of euros)	2017		2016	
	Minimum future payments	Present value	Minimum future payments	Present value
Up to one year	4,810	4,810	4,810	4,810
Between one and five years	1,731	1,731	6,230	6,230

The completion date for the two contracts that remain in force are 17 March 2019 and 2 November 2020, respectively.

6.5 Operating leases

The main lease contract held by the Foundation corresponds to its offices in Madrid, as well as to the homes of staff located in the missions. The average term of the missions' lease contracts is one year, while the contract concerning the offices in Madrid ends in 2020 and is renewed on an annual basis tacitly.

The minimum future payments on these non-cancellable lease contracts as at 31 December are as follows:

(euros)	2017	2016
Up to one year	540,507	939,993
Between one and five years	1,058,570	314,056

Operating lease expenses amounted to 3,862,357 euros in 2017, 3,369,176 euros in financial year 2016 (Note 16.6).

7. INVESTMENT PROPERTIES

The breakdown and movements of the different items comprising investment properties are as follows:

2017

(euros)	Opening balance	Additions	Derecognitions	Closing balance
Cost				
Land	11,508,802	-	-	11,508,802
Buildings	6,524,389	108,898	-	6,633,287
	18,033,191	108,898	-	18,142,089
Accumulated amortisation				
Buildings (Note 16.7)	(1,016,534)	(334,520)	-	(1,351,054)
	(1,016,534)	(334,520)	-	(1,351,054)
Net book value	17,016,657			16,791,035

22/06/2018
M

Marta Salgado Bravo
Traductora
Intérprete jurada de inglés
Número 5188 MAEC

2016

(euros)	Opening balance	Additions	Derecognitions	Closing balance
Cost				
Land	11,527,133	-	(18,331)	11,508,802
Buildings	6,562,198	-	(37,809)	6,524,389
	18,089,331	-	(56,140)	18,033,191
Accumulated amortisation				
Buildings (Note 16.7)	(765,284)	(268,662)	17,412	(1,016,534)
	(765,284)	(268,662)	17,412	(1,016,534)
Net book value	17,324,047			17,016,657

The value of the cost of land included in real estate investments at 31 December is as follows:

(euros)	2017	2016
Site at Calle Arapiles, nº 14 (Madrid)	8,769,276	8,769,276
Site at Calle Dr. Zamenhoff nº 36 (Madrid)	2,631,686	2,631,686
Chinchón (Chinchón, Madrid)	68,855	68,855
Villarubia Santiago (Ocaña, Toledo)	24,260	24,260
Site at Pza Oriente, nº 7 (Madrid)	9,105	9,105
Costanilla, 16 (Chinchón, Madrid)	3,191	3,191
Chinchón (Chinchón, Madrid)	1,803	1,803
Carretera Ocaña, 3 (Ocaña, Toledo)	522	522
Prado del Palancar (Buitrago, Madrid)	102	102
Total	11,508,802	11,508,802

The above-mentioned land does not generate any earnings beyond the income from rental of some of the properties situated at C/ Arapiles no. 14, C/ Zamenhof no. 36, and Plaza de Oriente no. 7, as listed below in the details regarding buildings.

The value of the cost of buildings at 31 December is as follows:

(euros)	2017	2016	Use
Offices at c/ Arapiles, 14 (Madrid)	3,590,556	3,590,556	Rental to third parties
Offices at c/ Dr. Zamenhoff nº 36 (Madrid)	2,685,690	2,685,690	Rental to third parties
Offices at Plaza Oriente, 7 (Madrid)	134,550	134,550	Rental to third parties
Offices at c/Cervantes, nº12 (Madrid)	109,384	109,384	Rental to third parties
Alamillo baja 21 (Chinchón, Madrid)	2,794	2,794	Pending rental
Building at Valdemoro (C/Estación)	1,414	1,414	Pending rental
Barcelona offices at c/ Diputació, 180 (Barcelona)	108,899	-	Own use
Total	6,633,287	6,524,389	

7.1 Operating leases

The properties featured under this heading are for obtaining income or capital gain. As of 31 December 2017, as at 31 December 2016, part of the properties at Plaza de Oriente nº 7, C/Arapiles nº 14, Dr. Dr Zamenhoff nº 36 and Cervantes nº 12 are rented out to third parties. The remaining properties correspond to individual dwellings that are currently not rented out to third parties. The lease contracts are for a term of between 1 and 3 years and are renewable.

The building at C/Arapiles (Madrid) is an office building (part of the second basement, part of the lower ground floor, part of the ground floor and floors 1, 2, 3, 6 and 7), which is rented out to two companies (Técnicas Reunidas S.A. and Técnicas Reunidas Internacional). The building on calle Dr. Zamenhoff nº 36, duplicated (Madrid), consists of an office building (Ground floor, two floors of offices (1st and 2nd) and 48 parking spaces in the garage). The ground floor and five parking spaces are rented out to the company Lucas Caravaca Ibérica, S.L. and one parking space is rented out to an individual; the first floor and eight parking spaces are rented out to the company Gigigo Mobile

22/06/2018

7

Marta Salgado Bravo
Traductora
Intérprete jurada de inglés
Número 5188 MAEC

Service and up to seven parking spaces to individuals. The second floor premises 1, plus premises 2, plus 25 parking spaces are rented out to the company Aubay Spain (merger between Aubay Isalia and Norma 4).

The income obtained from these contracts amounted to 1.025.096 euros in financial year 2017, 936.221 euros in 2016 (Note 16.4).

The expenses associated with the investments that have generated income correspond to their depreciation amounting to 334,520 euros (268,662 euros in 2016) and administrative expenses (community fees) and maintenance amounting to 123,844 euros (168,220 euros in 2016). Meanwhile, expenses corresponding to non-rented real estate have risen to 66,710 euros (38,918 euros in 2016).

The breakdown of the minimum future receipts on these non-cancellable operating lease contracts as at 31 December is as follows:

(euros)	2017	2016
Up to one year	307,667	330,678
Between one and five years	38,333	55,075
	346,000	385,753

7.2 Other information

The Foundation has arranged contracts for several insurance policies to cover the possible risks to which the various items in its investment properties and the remaining tangible assets are subject. As at 31 December 2017 and 2016, the members of the Board of Trustees of the Foundation consider that the cover provided by these policies is sufficient. During the 2017 and 2016 financial years, no insurance settlements have been received by the Foundation with regards to property, plant and equipment and real estate investments.

During the 2017 financial year, the Foundation has not sold any property or land.

During the 2016 financial year, the Foundation sold, with the due authorisation of the Protectorate, a plot of land in Santiago de Villarubia in the Municipality of Toledo, as well as a property in Madrid. The revenue obtained was 335 thousand euros (see Note 16.9).

8. FINANCIAL ASSETS

The movement during the year, of the total balances (short- and long-term) that comprise the Users and non-profit activity debtors accounts, with separate identification of each funding agency, is as follows:

2017

(euros)	Equity instruments	Securities representing debt	Credits, derivatives and others	Total
Long-term financial assets				
Loans and other receivables	-	-	13,915,706	13,915,706
Available-for-sale assets valued at fair value	81,910	86,717	-	168,627
Other financial assets	-	-	245,215	245,215
	81,910	86,717	14,160,921	14,329,548
Short-term financial assets				
Loans and other receivables	-	-	53,100,178	53,100,178
Total	81,910	86,717	67,261,099	67,429,726

22/06/2018
M

Marta Saigado Bravo
Traductora
Intérprete jurada de Inglés
Número 5188 INEC

2016

(euros)	Equity instruments	Securities representing debt	Credits, derivatives and others	Total
Long-term financial assets				
Loans and other receivables	-	-	13,696,938	13,696,938
Available-for-sale assets valued at fair value	81,910	89,400	-	171,310
Other financial assets	-	-	239,894	239,894
	81,910	89,400	13,936,832	14,108,142
Short-term financial assets				
Loans and other receivables	-	-	47,481,827	47,481,827
Total	81,910	89,400	61,418,659	61,589,969

These amounts are broken down in the balance sheet in the following way:

2017

(euros)	Equity instruments	Securities representing debt	Credits, derivatives and others	Total
Non-current financial assets				
Long-term financial investments (Note 8.1)	81,910	86,717	245,215	413,842
Users and other long-term non-profit activity debtors (Note 8.2)	-	-	13,915,706	13,915,706
	81,910	86,717	14,160,921	14,329,548
Current financial assets				
Users and other short-term non-profit activity debtors (Note 8.2)	-	-	48,630,442	48,630,442
Receivables from Group and associate companies (Note 19.1)	-	-	1,525,501	1,525,501
Receivables from head office	-	-	208,096	208,096
Receivables from the missions	-	-	2,736,139	2,736,139
Staff	-	-	-	-
	-	-	53,100,178	53,100,178
Total	81,910	86,717	67,261,099	67,429,726

2016

(euros)	Equity instruments	Securities representing debt	Credits, derivatives and others	Total
Non-current financial assets				
Long-term financial investments (Note 8.1)	81,910	89,400	239,894	411,204
Users and other long-term non-profit activity debtors (Note 8.2)	-	-	13,696,938	13,696,938
	81,910	89,400	13,936,832	14,108,142
Current financial assets				
Users and other short-term non-profit activity debtors (Note 8.2)	-	-	43,189,807	43,189,807
Receivables from Group and associate companies (Note 19.1)	-	-	2,214,732	2,214,732
Receivables from head office	-	-	178,508	178,508
Receivables from the missions	-	-	1,895,403	1,895,403
Staff	-	-	3,377	3,377
	-	-	47,481,827	47,481,827
Total	81,910	89,400	61,418,659	61,589,969

22/06/2018
M

Marta Salgado Bravo
Traductora
Intérprete jurada de Inglés
Número 5188 MAEC

8.1 Long-term financial investments

8.1.1 Long-term equity instruments

At 2017 and 2016 year-end, the balance corresponds to the market value of the shares in Iberdrola, Ercros, NH Hoteles and Técnicas Reunidas that were brought in from the merger with the Luis Vives Foundation, done in 2012.

8.1.2 Long-term securities representing debt

These correspond to Government Bonds at 6% interest with maturity on 31 January 2029 that came from an exchange operation carried out by the Luis Vives Foundation with the Perpetual State Debt existing as at 31 December 1997, pursuant to the Resolution issued on 30 July 1998 by the Directorate General of the Treasury and Financial Policy

8.1.3 Credits, derivatives and other - Long-term financial investments

This heading includes the value of guarantees delivered by the Foundation for property rental. They correspond mainly to the residential lease agreements that were deposited at IVIMA (the Madrid Housing Institute) by the Foundation.

8.2 Users and other non-profit activity receivables

8.2.1 Long-term funding

In this heading of the balance sheet, the Foundation records the value of the contributions undertaken by funding agencies that are pending receipt at year-end and that will be received in the long term. Their maturity dates are established in the corresponding grant conditions. The breakdown of this heading by funding agencies as at 31 December is as follows:

Funding Agency (euros)	2017	2016
Other international donors	5,543,129	2,546,245
Ministry of Social Affairs (MSPSEI)	3,465,363	6,016,522
European Union Agencies	2,670,219	1,252,369
Companies and other private donors	1,452,313	125,957
Other Spanish administrations	1,054,717	134,696
USA cooperation (USAID/O.F.D.A)	23,468	133,182
SIDA	-	2,086,025
Spanish Agency for International Development Cooperation (AECID)	-	355,301
Exchange differences	(293,513)	1,046,641
Total	13,915,706	13,696,938

The breakdown of the annual deadlines in which it is estimated this debt will be collected is as follows:

Year of maturity	2017	2016
2018	-	5,676,098
2019	11,508,557	3,829,321
2020	1,862,483	3,144,878
2021	295,767	-
2022	295,493	-
2023	246,919	-
Exchange differences	(293,513)	1,046,641
Total	13,915,706	13,696,938

8.2.2 Short-term funding

As a complement to the information stated in Note 8.2.1, this heading records the value of the contributions undertaken by funding agencies that are pending receipt at year-end and whose maturity date is in the following financial year.

22/06/2018
M

Marta Salgado Dravo
Traductora
Intérprete jurado de inglés
Número 5188 MAEC

The breakdown of the above-mentioned amounts as at 31 December is as follows:

Funding Agency (euros)	2017	2016
European Commission Humanitarian Aid Office	8,001,847	13,831,883
USA cooperation (USAID/O.F.D.A)	6,284,841	3,830,800
SIDA	6,150,853	3,257,327
Other European Union Agencies	5,845,452	3,343,801
Other international donors	5,798,723	4,126,289
United Nations	5,271,231	5,507,123
Ministry of Social Affairs (MSPSEI)	4,390,915	2,863,088
Swiss cooperation (COSUDE)	2,663,797	687,325
Other Spanish administrations	2,596,660	924,497
Companies and other private donors	2,022,964	1,426,046
British cooperation (DFID)	475,342	33,768
Spanish Agency for International Development Cooperation (AECID)	198,675	1,623,107
Exchange differences	(1,070,858)	1,734,753
Total	48,630,442	43,189,807

8.2.3 Other information

The breakdown of users and other receivables for short-term and long-term own activity is as follows:

2017

(euros)	Opening balance	Additions	Receipts	Closing balance
Other international donors	9,118,419	10,779,875	(9,727,741)	10,170,553
Other European Union Agencies	4,825,297	6,655,178	(2,992,229)	8,488,246
European Commission Humanitarian Aid Office	13,602,756	24,111,645	(29,685,129)	8,029,272
Ministry of Social Affairs (MSPSEI)	8,879,610	1,025,409	(2,048,741)	7,856,278
USA cooperation (USAID/O.F.D.A)	3,963,982	6,954,119	(4,609,792)	6,308,309
Swedish cooperation (SIDA)	5,343,352	2,530,626	(1,723,125)	6,150,853
United Nations	3,079,081	22,933,604	(20,741,454)	5,271,231
Swiss cooperation (COSUDE)	669,482	5,512,887	(2,453,591)	3,728,778
Other Spanish administrations	1,059,193	5,327,732	(2,735,548)	3,651,377
Companies and other private donors	1,552,003	4,465,843	(2,542,569)	3,475,277
British cooperation (DFID)	33,768	662,700	(114,798)	581,670
Spanish Agency for International Development Cooperation (AECID)	1,978,408	727,793	(2,507,526)	198,675
Exchange differences	2,781,394	(3,660,382)	(485,383)	(1,364,371)
Total	56,886,745	88,027,029	(82,367,626)	62,546,148

2016

(euros)	Opening balance	Additions	Receipts	Closing balance
European Commission Humanitarian Aid Office	5,890,741	34,334,210	(26,622,195)	13,602,756
Other international donors	3,218,768	12,427,709	(6,528,058)	9,118,419
Ministry of Social Affairs (MSPSEI)	9,617,812	365,398	(1,103,600)	8,879,610
Swedish cooperation (SIDA)	7,411,017	3,127,383	(5,195,048)	5,343,352
Other European Union Agencies	1,270,968	8,081,920	(4,527,591)	4,825,297
USA cooperation (USAID/O.F.D.A)	3,719,014	5,575,497	(5,330,529)	3,963,982
United Nations	9,269,428	15,083,440	(21,273,787)	3,079,081
Spanish Agency for International Development Cooperation (AECID)	3,960,949	338,691	(2,321,232)	1,978,408
Companies and other private donors	2,023,805	1,837,611	(2,309,413)	1,552,003
Other Spanish administrations	408,212	2,286,836	(1,635,855)	1,059,193
Swiss cooperation (COSUDE)	1,976,861	1,120,492	(2,427,871)	669,482
British cooperation (DFID)	240,271	37,226	(243,729)	33,768
Exchange differences	3,430,763	(507,467)	(141,902)	2,781,394
Total	52,438,609	84,108,946	(79,660,810)	56,886,745

22/06/2018

9

Marta Salgado Bravo
 Traductora
 Intérprete jurada de Inglés
 Número 5188 IMAJC

9. STOCKS

Stocks correspond mainly to stocks of materials for water and sanitation intended for use in interventions in emergency situations. Most of the stocks are located in Spain. Because of the characteristics of the goods and their turnover rate, no obsolescence impairment is observed.

10. CASH AND CASH EQUIVALENTS

The composition of this heading as at 31 December is as follows:

(euros)	2017			2016		
	Head Office	Missions	Total	Head Office	Missions	Total
Cash	24,068	231,987	256,055	29,964	199,547	229,511
Sight current accounts	16,891,544	4,274,497	21,166,041	19,285,381	6,707,793	25,993,174
Total	16,915,612	4,506,484	21,422,096	19,315,345	6,907,340	26,222,685

The current accounts accrue the market interest rate for this type of account, there being no restrictions on the drawdown of these balances.

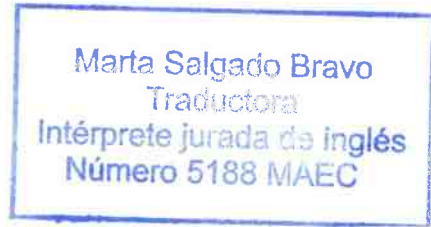
The breakdown by mission of the current accounts as of 31 December is as follows:

(euros) Mission	2017	2016
Lebanon	685,052	2,159,094
Syria	458,305	650,066
Niger	630,349	634,381
Mali	407,576	518,528
Colombia	406,807	383,174
Philippines	372,864	290,698
Palestine	233,693	304,208
Mauritania	532,887	396,073
Ecuador	-	-
Senegal	138,968	61,780
Georgia	37,949	79,293
Nicaragua	52,295	8,427
Bolivia	(5,395)	53,766
Peru	139,819	244,407
Guatemala	215,710	76,184
Waro	88,850	104,865
Egypt	391,008	1,455
Malawi	79,405	161,427
Exchange differences	(591,645)	579,967
Total	4,274,497	6,707,793

11. SHORT-TERM ACCRUALS

The balance registered under this heading in 2017 and 2016 corresponds to the expenses attributable to the 2017 financial year for the services provided by external suppliers in recruiting and following up with new members. These services are spread over one calendar year and the supplier invoices all the services at the time of signing the contract. The amount invoiced in 2017 for these concepts totals 3,277,924 euros (2,918,619 euros in 2016), of which 1,429,547 euros have been recorded as expenses for the year (1,604,194 euros in 2016) and 1,848,377 euros have been recorded as short-term accruals (1,314,425 euros in 2016) and will be allocated as expenditure in financial year 2018.

22/06/2018
M



12. EQUITY – NET WORTH

The breakdown of the movement in this heading of the balance sheet was as follows:

(euros)	Founding endowment	Voluntary reserves	Surplus (Deficit) for the year	Total
BALANCE, YEAR-END 2015	22,026,506	2,355,615	2,627,490	27,009,611
Distribution of surplus for 2015	286,349	2,341,141	(2,627,490)	-
2015 surplus correction		(17,074)		(17,074)
Surplus for the year	-	-	653,066	653,066
BALANCE, YEAR-END 2016	22,312,855	4,679,662	653,066	27,645,603
Distribution of surplus for 2016	317,541	335,525	(653,066)	-
Surplus for the year	-	-	954,939	954,939
BALANCE, YEAR-END 2017	22,630,396	5,015,207	954,939	28,600,542

The voluntary reserve is formed by application of the positive surpluses obtained since the time of incorporation of the Foundation and the contributions from the Luis Vives Foundation.

13. LONG-TERM PROVISIONS

The breakdown of the movement in this heading of the balance sheet is as follows:

2017

(euros)	Opening balance	Endowments	Reversals	Closing balance
Provision for risks and expenses	4,684,894	2,687,893	(2,577,739)	4,795,048
Total	4,684,894			4,795,048

2016

(euros)	Opening balance	Endowments	Reversals	Closing balance
Provision for risks and expenses	3,510,442	1,695,574	(521,122)	4,684,894
Total	3,510,442			4,684,894

In 2017 and 2016, the balance of this heading corresponds mainly to the provisions for risk of refund of grants. The calculation of this provision is based on the historical experience of the potential risk of amounts to be reimbursed from the aids received as a result of subsequent claims made by the donors.

22/06/2018
9

Marta Salgado Bravo
Traductora
Intérprete Jurada de Inglés
Número 5188 MAEC

14. FINANCIAL LIABILITIES

The composition of financial liabilities as at 31 December is as follows:

2017

(euros)	Debts with credit institutions	Derivatives and others	Total
Long-term financial liabilities			
Debits and payable items	4,810	152,362	157,172
Others	-	14,292,013	14,292,013
	4,810	14,444,375	14,449,185
Short-term financial liabilities			
Debits and payable items	13,329	9,096,153	9,109,482
Others	-	50,341,304	50,341,304
	13,329	59,437,457	59,450,786
Total	18,139	73,881,832	73,899,971

2016

(euros)	Debts with credit institutions	Derivatives and others	Total
Long-term financial liabilities			
Debits and payable items	4,810	139,795	144,605
Others	-	17,854,418	17,854,418
	4,810	17,994,213	17,999,023
Short-term financial liabilities			
Debits and payable items	-	7,537,362	7,537,362
Others	-	48,038,766	48,038,766
	-	55,576,128	55,576,128
Total	4,810	73,570,341	73,575,151

These amounts are broken down in the balance sheet in the following way:

2017

(euros)	Debts with credit institutions	Derivatives and others	Total
Non-current financial liabilities			
Long-term debts (Note 14.1)	4,810	152,362	157,172
Long-term creditor beneficiaries (Note 14.2)	-	14,292,013	14,292,013
	4,810	14,444,375	14,449,185
Current financial liabilities			
Short-term creditor beneficiaries (Note 14.2)	-	50,341,304	50,341,304
Trade and other payables (Note 14.4)	13,329	9,096,153	9,109,482
	13,329	59,437,457	59,450,786
Total	18,139	73,881,832	73,899,971

22/06/2018
7

Marta Salgado Bravo
Traductora
Intérprete jurada de inglés
Número 5188 MAEC

2016

(euros)	Debts with credit institutions	Derivatives and others	Total
Non-current financial liabilities			
Long-term debts (Note 14.1)	4,810	139,795	144,605
Long-term creditor beneficiaries (Note 14.2)	-	17,854,418	17,854,418
	4,810	17,994,213	17,999,023
Current financial liabilities			
Short-term creditor beneficiaries (Note 14.2)	-	48,038,766	48,038,766
Trade and other payables (Note 14.,4)	-	7,357,362	7,357,362
	-	55,576,128	55,576,128
Total	4,810	73,570,341	73,575,151

14.1 Long-term debts

The breakdown of this heading of the balance sheet as at 31 December is as follows:

(euros)	2017	2016
Long-term debts		
Financial leasing creditors	4,810	4,810
Guarantees received for lease contracts (Note 8.1.3)	152,362	139,795
Total	157,172	144,605

The breakdown of undiscounted contractual maturities as at 31 December 2017 and 2016 is as follows:

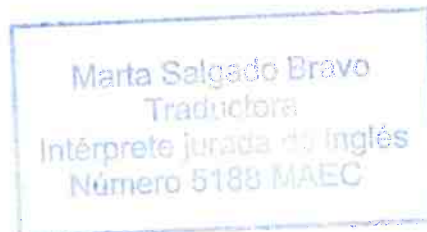
(Thousands of euros)	Up to 1 year	Between 1 year and 2 years	Between 2 years and 5 years	Total
2017				
Financial leasing creditors	-	4,810	-	4,810
Guarantees received for lease contracts	16,702	114,076	21,583	152,361
Total	16,702	118,886	21,584	157,172

(Thousands of euros)	Up to 1 year	Between 1 year and 2 years	Between 2 years and 5 years	Total
2016				
Financial leasing creditors	-	4,810	-	4,810
Guarantees received for lease contracts	20,502	114,076	5,217	139,795
Total	20,502	118,886	5,217	144,605

14.2 Short- and long-term beneficiaries

This heading of the accompanying balance sheet records the aids pending allocation to results, classified into short and long term depending on the execution periods of the projects related to them.

22/06/108
9



The breakdown of the movement in this heading is as follows:

2017

Euros	Opening balance	Additions	Allocation to results	Closing balance
		10,779,87		
Other international donors	10,214,289	5	(8,325,982)	12,668,182
Other European Union Agencies	7,893,808	6,655,178	(5,279,630)	9,269,356
		24,111,64	(31,845,61	
European Commission Humanitarian Aid Office	15,928,252	5	7)	8,194,280
Ministry of Social Affairs (MSPSEI)	7,205,268	1,025,409	(1,829,342)	6,401,335
Swedish cooperation (SIDA)	8,622,019	2,530,626	(4,816,154)	6,336,491
		22,933,60	(20,202,80	
United Nations	1,946,502	4	4)	4,677,302
Swiss cooperation (COSUDE)	1,278,896	5,512,887	(2,344,881)	4,446,902
Other Spanish administrations	1,625,039	5,327,732	(2,602,246)	4,350,525
USA cooperation (USAID/O.F.D.A)	2,961,699	6,954,119	(6,148,175)	3,767,643
Companies and other private donors	1,825,912	4,465,843	(2,750,270)	3,541,485
Spanish Agency for International Development Cooperation (AECID)	4,520,043	727,793	(3,018,019)	2,229,817
British cooperation (DFID)	53,190	662,700	(123,776)	592,114
		(3,660,38		
Exchange differences	1,818,267	2)	-	(1,842,115)
Total	65,893,184	88,027,02	(89,286,89	64,633,317
		9	6)	

2016

Euros	Opening balance	Additions	Allocation to results	Closing balance
		34,334,21	(23,268,52	
European Commission Humanitarian Aid Office	4,862,564	0	2)	15,928,252
		12,427,70		
Other international donors	2,993,964	9	(5,207,384)	10,214,289
Swedish cooperation (SIDA)	9,150,115	3,127,383	(3,655,479)	8,622,019
Other European Union Agencies	3,731,735	8,081,920	(3,919,847)	7,893,808
Ministry of Social Affairs (MSPSEI)	8,063,654	365,398	(1,223,784)	7,205,268
Spanish Agency for International Development Cooperation (AECID)	6,421,985	338,691	(2,240,633)	4,520,043
USA cooperation (USAID/O.F.D.A)	4,005,953	5,575,497	(6,619,751)	2,961,699
		15,083,44	(20,858,83	
United Nations	7,721,893	0	1)	1,946,502
Companies and other private donors	2,017,394	1,837,611	(2,029,093)	1,825,912
Other Spanish administrations	1,079,374	2,286,836	(1,741,171)	1,625,039
Swiss cooperation (COSUDE)	2,614,922	1,120,492	(2,456,518)	1,278,896
British cooperation (DFID)	360,911	37,226	(344,947)	53,190
Exchange differences	2,325,734	(507,467)	-	1,818,267
Total	55,350,198	84,108,94	(73,565,96	65,893,184
		6	0)	

The breakdown of provisions for the implementation and transfer of grants to non-refundable as at 31 December is as follows:

Euros	2017	2016
2017	-	48,038,766
2018	50,341,304	10,975,654
2019	11,621,763	3,580,795
2020	1,831,798	3,297,969
2021	296,040	-
2022	295,493	-
2023	246,919	-
Total	64,633,317	65,893,184

22/06/2018

9

Marta Salgado Bravo
Traductora
Intérprete jurada de inglés
Número 5188 MAEC

The distribution of the balances pending application, both by mission and by their direct or indirect realisation through related foundations, is as follows:

(euros) Mission	2017	2016
Proprietary Development		
Spain, Others	11,655,524	6,126,872
Mali	10,052,598	11,579,326
Syria	8,898,561	4,738,293
Lebanon	6,068,497	4,936,481
Palestine	3,520,897	3,223,050
Central America	3,441,962	2,484,738
Niger	3,244,392	3,290,226
Philippines	3,199,548	2,360,482
Colombia	2,263,993	1,480,722
WARO, Senegal	2,161,050	9,229,669
Mauritania	2,089,931	1,723,591
Georgia	1,757,296	1,620,450
Egypt	1,507,724	2,077,071
Peru	863,377	252,475
Turkey	216,511	16,511
Sudan	68,701	68,701
Paraguay	18,930	18,930
Bolivia	-	431,604
Ecuador	-	4,251
Sub-total	61,029,492	55,663,443

(euros) Mission	2017	2016
Carried out through related foundations		
Kenya	2,100,339	2,863,863
Nigeria	1,452,206	898,172
Canada	618,895	624,078
South Sudan	623,371	420,783
Democratic Republic of the Congo	532,416	3,182,587
Nepal	71,598	71,598
Pakistan	32,948	319,940
Haiti	9,244	-
Bangladesh	4,450	-
Somalia	473	473
Local Foundation Peru	-	29,980
Sub-total (Note 19.1)	5,445,940	8,411,474
Exchange differences	(1,842,115)	1,818,267
Total	64,633,317	65,893,184

14.3 Debts with credit institutions

As of 31 December 2017, the Foundation had a balance corresponding to credit cards available amounting to 13,329 euros, and a credit line with Bankia without any amount drawn down.

The breakdown of this credit line as of 31 December 2017 is as follows:

Organisation	Limit	Rate	Maturity	Drawn
Bankia	2,000,000	1.733%	30/06/18	-
Total	2,000,000			-

22/06/2018
7

Marta Salgado Bravo
Traductora
intérprete jurada de inglés
Número 5188 MAEC

The breakdown of this credit line as of 31 December 2016 was as follows:

Organisation	Limit	Rate	Maturity	Drawn
Bankia	2,000,000	1.733%	30/06/17	-
Total	2,000,000			

14.4 Trade and other payables

The composition of this heading as at 31 December is as follows:

(euros)	2017	2016
Payables to group and associate companies (Note 19.1)	4,553,319	4,318,172
Payables to head office	902,053	967,717
Payables to the missions	3,546,623	2,213,970
Staff	94,158	37,503
Total	9,096,153	7,537,362

15. TAX SITUATION

The breakdown of the balances held with Public Administrations as at 31 December is as follows:

(euros)	2017	2016
Other credits with Public Administrations		
VAT	641	1,715
Deductions and payments on account	925	888
Total	1,566	2,603
Spanish Treasury, tax payable for deferral of reinvestment (Note 15.2)	374,708	385,652
Current tax liabilities	3,407	5,530
Other debts with Public Administrations	715,679	594,291
Personal income tax	345,140	282,141
VAT	70,610	51,942
Social security	262,856	221,278
Others	37,073	38,930
Total	1,093,794	985,473

According to the legal provisions in force, tax settlements cannot be considered final until they have been inspected by the tax authorities or the expiration period, currently established at four years, has lapsed. The Foundation has the last four financial years open to inspection for all the taxes that are applicable to it. In the opinion of Board of Trustees Meeting and the Foundation's Annual Accounts Preparation Committee, there are no tax contingencies for significant amounts that could lead, in the event of an inspection, to possible different interpretations of the tax regulations applicable to the operations carried out by the Foundation.

15.1 Calculation of Corporation Tax

The reconciliation between the net value of income and expenses for the year and the tax base (tax result) of Corporation Tax is as follows:

(euros)	2017	2016
Surplus before tax	954,939	653,066
Total earnings (art. 8.2 Law 49/2002)	104,771,553	88,107,226
Total expenses (arts. 6 and 7.7 Law 49/2002) (Note 17.2.1)	103,816,614	87,454,160
Taxable income and expense for tax on profits		
Reversal of income qualifying for deferral of reinvestment	109,432	109,432
Taxable income	109,432	109,432
Rate (10%)	10,944	10,943
Deductions and payments on account	(7,537)	(5,413)
Corporation Tax to be paid / (refunded)	3,407	5,530

22/06/2018
M

Marta Salgado Bravo
Traductora
Intérprete jurada de inglés
Número 5188 MAEC

The Foundation has availed itself of the Special Tax System provided for in Heading II of Law 49/2002, of 23 December, on the tax system of non-profit institutions and on tax incentives for patronage.

To be specific, and as regards Corporation Tax, all the revenues obtained by the Foundation during the year are exempt, since they stem from those included in article 6 of Law 49/2002. The economic operations carried out in the year are also exempt, since they are carried out in compliance with its purpose and specific aim, in the terms established in article 7 of the aforesaid Law 49/2002.

The permanent differences that mean a decrease in the tax base correspond to income from grants and activities which, pursuant to the provisions of the above-mentioned Law 49/2002 on the tax system of non-profit institutions, would be exempt from taxation.

The permanent differences that mean an increase in the tax base correspond to all of the common expenses attributable to activities that are both directly and indirectly exempt, pursuant to the provisions of article 8.2 of Law 49/2002.

In accordance with article 28.4 of the Consolidated Text of the Spanish Law on Corporation Tax, entities to which the tax system established in Law 49/2002 is applicable are taxed at the rate of 10%.

15.2 Spanish Treasury, tax payable for deferral of reinvestment

The Luis Vives Foundation acquired the property and land situated at c/ Arapiles, no. 14, in 2002. Later, in 2004, it acquired a property situated at c/ Doctor Zamenhoff, no. 36.

These acquisitions were considered to be reinvestments of part of the proceeds from property sales carried out in financial years 2000 and 2001, in which profits that were not subject to Corporation Tax were obtained.

In 2002, the Luis Vives Foundation availed itself of the reinvestment deferral system, proceeding to reinstate the deferred income in accordance with the provisions of article 21.3 of Law 43/1995 on Corporation Tax, and so the value of the income will, as from the Corporation Tax return for 2002, be incorporated into the taxable income in equal parts in the tax periods ended in the following seven financial years in the case of the land value of the purchased properties (non-depreciable asset) or, in the case of the value of the building (depreciable asset), in the tax periods during which the equity items in which the reinvestment is made are depreciated.

The amount recorded as deferred tax liabilities will be included in the Corporation Tax return for the years following financial year 2002. The movement during 2017 was as follows:

(euros)	Opening balance	Applications	Closing balance
Spanish Treasury, tax payable for deferral of reinvestment	385,652	(10,944)	374,708
Total	385,652	(10,944)	374,708

The movement during 2016 was as follows:

(euros)	Opening balance	Applications	Closing balance
Spanish Treasury, tax payable for deferral of reinvestment	396,595	(10,943)	385,652
Total	396,595	(10,943)	385,652

22/06/2018
M

Maria Salgado Bravo
Traductora
Intérprete jurada de inglés
Número 5188 MAEC

16. INCOME AND EXPENSES

16.1 Income of the organisation from non-profit activities

The distribution of income from non-profit activities, by activity categories, is as follows:

(euros)	2017	2016
Grants, donations and bequests allocated to the surplus for the year	89,147,339	73,418,038
Fees received from users and members	10,322,071	9,537,702
Income from promotions, sponsors and collaborators	3,424,847	2,779,951
Total	102,894,257	85,735,691

The distribution of income from "Grants, donations and bequests", both by geographical areas and by their direct or indirect realisation through related foundations, allocated in the year is as follows:

2017

	AECID**	ECHO*	Companies and private donors	United Nations	Other Spanish Public Administrations	Other International donors	Other EU Org.	USAID / O.F.D.A	SIDA	General Total
Carried out by the Foundation										
Niger	-	5,613,896	-	1,636,096	-	1,901,684	461,377	1,057,357	523,507	11,193,917
Mali	77,442	3,720,209	299,744	1,295,371	242,835	734,544	725,757	1,360,352	2,513,202	10,969,456
Lebanon	-	919,876	-	6,827,620	148,969	584,792	2,305,619	-	-	10,786,876
Mauritania	(10,128)	3,437,619	498,188	1,408,871	63,894	45,299	106,347	1,407,505	-	6,957,595
Malawi	-	-	322,027	5,095,705	-	-	-	-	634,957	6,052,689
SYRIA	479,413	838,430	-	1,497,596	83,732	823,380	933,799	1,164,284	189,114	6,009,748
Palestine	1,116,721	3,091,157	-	797,152	199,322	726,425	2,191	-	-	5,932,968
Spain	(47,985)	(184)	863,998	43,836	3,222,620	-	130,278	-	-	4,212,563
Philippines	533,247	1,606,287	113,810	726,359	(27,253)	413,124	44,505	393,385	384,452	4,187,916
Colombia	228,655	515,789	250,452	240,949	4,281	753,679	571,062	5,367	204,711	2,774,945
Senegal	229,151	1,256,614	40,284	-	172,581	28,132	362,485	-	-	2,089,247
Peru	115,165	-	155,260	355,724	-	281,345	69,334	225,024	366,210	1,568,062
Guatemala	-	461,823	9,356	156,407	-	620,276	279,485	-	-	1,527,347
WARO	-	378,423	110,978	-	-	209,957	10,174	530,581	-	1,240,113
Georgia	-	-	-	107,119	-	16,591	967,630	-	-	1,091,340
Egypt	-	-	-	-	-	638,848	430,499	-	-	1,069,347
Nicaragua	-	-	23,725	-	141,771	-	-	-	-	165,496
Spanish missions	226,922	-	8,622	-	-	-	-	-	-	235,544
Bolivia	-	-	39,727	11,137	149,212	-	-	-	-	200,076
Sub-total	2,948,603	21,839,939	2,736,171	20,199,942	4,401,964	7,778,076	7,400,542	6,143,855	4,816,153	78,265,245

	AECID**	ECHO*	Companies and private donors	United Nations	Other Spanish Public Administrations	Other International donors	Other EU Org.	USAID/O. F.D.A	SIDA	Total general (Note 15.1)
Carried out through related foundations										
Nigeria	-	3,582,970	-	-	-	-	-	-	-	3,582,970
Democratic Republic of the Congo	-	2,650,171	-	-	-	-	-	-	-	2,650,171
Haiti	-	2,500,000	9,000	-	-	-	-	-	-	2,509,000
South Sudan	-	949,660	-	-	-	-	-	-	-	949,660
Kenya	26,791	-	-	-	-	348,457	328,604	-	-	703,852
PAKISTAN	-	286,992	-	-	-	-	-	-	-	286,992
Canada	-	-	-	-	-	139,449	-	-	-	199,449
Sub-total	26,791	9,968,793	9,000	-	-	547,906	328,604	-	-	10,862,934
Total	2,975,394	31,808,732	2,745,171	20,199,942	4,401,964	8,325,982	7,728,146	6,143,855	4,816,153	89,147,339

* European Commission Humanitarian Aid Office

** Spanish Agency for International Development Cooperation (AECID).

22/06/2018

M

Marta Salgado Bravo
Traductora
Intérprete jurada de inglés
Número 5188 MAEC

2016

	ECHO*	United Nations	US Coop	Other International donors	Other EU Org.	Coop Swedish	COSUDE	AECID**	Companies and private donors	Other Spanish Public Administrations	Min. Social Affairs	DFID	General Total
Carried out by the Foundation													
Mali	3,937,303	435,930	964,064	1,960,896	-	-1,654,143	103,940	2,733	112,132	173,075	-	-	-9,344,216
Niger	3,224,719	2,067,990	1,053,673	1,114,373	-	802,129	196,940	-	5,095	-	-	26,282	8,491,201
Lebanon	12,697	6,170,409	-	10,411	971,202	-	-	-	13,000	33,136	-	-	-7,210,855
Mauritania	3,148,698	2,358,868	1,340,451	23,690	9,124	-	-	-	94,545	73,173	-	-	-7,048,549
Palestine	1,294,955	2,692,200	-	397,689	369,403	-	-	829,166	-	199,342	-	-	-5,782,755
SYRIA	1,696,100	989,783	1,228,004	-	-	-	945,303	406,509	-	137,613	-	-	-5,403,312
Malawi	-	4,580,981	-	119,778	-	372,870	-	49,961	-	-	-	-	-5,123,590
Senegal	2,379,354	21,291	626,680	59,841	317,403	-	-	70,529	161,277	103,173	-	-	-3,739,548
Colombia	523,790	365,262	-	524,038	-	601,073	905,612	46,782	79,476	-	-	-	-3,046,033
Philippines	1,199,056	516,468	-	265,678	238,028	-	-	403,268	97,708	-	-	-	-2,720,206
Spain	184	-	-	-	14,249	-	-	192,875	404,865	692,622	1,223,784	-	-2,528,579
Georgia	-	21,724	-	-	1,516,056	-	-	-	130,780	-	-	164,474	1,833,034
Guinea	-	128,347	1,201,818	-	-	4,342	156,058	6,420	120,164	-	-	-	-1,617,149
Guatemala	712,335	-	-	76,011	81,171	-	-	43,009	149,082	-	-	-	-1,061,608
Ecuador	-	371,064	-	-	-	214,836	-	101,854	55,754	158,646	-	-	-902,154
WARO	252,572	6,672	205,061	198,793	-	6,087	-	-	157,703	-	-	20,832	847,720
Bolivia	204,802	121,243	-	-	-	-	-	-	227,742	54,602	-	-	-608,389
Nicaragua	-	-	-	-	21,800	-	148,664	-	36,906	-	-	-	-207,370
Egypt	-	-	-	94,131	29,298	-	-	-	-	-	-	-	-123,429
Peru	-	-	-	-	30,023	-	-	-	82,028	-	-	-	-112,051
Turkey	-	-	-	9,831	-	-	-	-	-	74,135	-	-	-83,966
Sub-total	18,586,565	20,848,232	6,619,751	4,855,160	3,597,757	3,655,480	2,456,517	2,153,106	1,928,257	1,899,517	1,223,784	211,589,673	836,714

	ECHO*	United Nations	US Coop	Other International donors	Other EU Org.	Coop Swedish	COSUDE	AECID**	Companies and private donors	Other Spanish Public Administrations	Min. Social Affairs	DFID	Total general (Note 18.1)
Carried out through related foundations													
Nigeria	2,501,827	-	-	-	-	-	-	-	-	-	-	-	-2,501,827
Democratic Rep. of the Congo	905,469	-	-	-	-	-	-	-	-	-	-	-	-905,469
Kenya	21,871	-	-	326,282	343,032	-	-	-	-	-	-	-	-691,185
PAKISTAN	621,678	-	-	-	-	-	-	-	-	-	-	-	-621,678
South Sudan	604,316	-	-	-	-	-	-	-	-	-	-	-	-604,316
Burkina Faso	-	-	-	-	-	-	-	-	-	-	-	116,315	116,315
Nepal	-	-	-	-	-	-	-	-	84,489	-	-	-	-84,489
Haiti	-	-	-	-	-	-	-	-	-	40,000	-	-	-40,000
Liberia	-	-	-	-	-	-	-	-	-	-	-	17,045	17,045
Sub-total	4,655,161			326,282	343,032				84,489	40,000		133,359	5,582,324
Total	23,241,726	20,848,232	6,619,751	5,181,441	3,940,789	3,655,479	2,456,518	2,153,106	2,012,747	1,739,518	344,947	211,589,673	836,714

* European Commission Humanitarian Aid Office

** Spanish Agency for International Development Cooperation (AECID).

"Fees received from users and members" correspond to income from the fees paid in periodically in favour of the Foundation by its members.

"Income from promotions, sponsors and collaborators" corresponds mainly to income received from promotional activities and allocated to covering the expenses necessary for development of the Foundation.

16.2 Monetary aids

The balance of this heading corresponds to the value of cash benefits granted to other entities and carried out in fulfilment of the Foundation's non-profit activities. The actions associated with these aids are carried out entirely at the missions.

(euros)	2017	2016
Consortiums. International NGOs	1,126,664	1,150,931
Interco subcontracts (ACFIN)	10,855,303	5,634,036
Cash aid to beneficiaries	3,615,556	5,924,083
Total	15,597,523	12,709,051

22/06/2018
M

Marta Salgado Bravo
Traductora
Intérprete jurada de Inglés
Número 5188 MAEC

16.3 Supplies

The composition of this heading in the income statement, which corresponds wholly to Missions, is presented below:

(euros)	2017	2016
Consumption of raw materials	22,573,420	17,004,904
Fuel	1,068,688	966,753
Building materials and tools	1,760,165	1,691,906
Agricultural and livestock products	1,328,134	1,060,769
Nutrition and health products	1,784,442	1,993,172
Water and sanitation products	7,843,167	4,089,217
Tangible assets (Note 4.2)	612,702	698,154
Other supplies	8,176,122	6,504,932
Services provided by other companies	7,904,121	6,220,593
Local Counterparties	7,904,121	6,220,593
Total	30,477,541	23,225,496

16.4 Other income from the activity

This mainly includes the income from the offices rented out to third parties (c/Arapiles building, c/ Dr. Zamenhoff building, Plaza Oriente office and the flat in C/Cervantes (Madrid), (see note 7.1).

The breakdown of these revenues during 2017 and 2016 was as follows:

(euros)	2017	2016
Building at c/Arapiles, (Madrid)	694,231	674,737
Building at c/Dr. Zamenhoff, (Madrid)	306,526	237,145
Flat at Plaza Oriente 7 bajo (Madrid)	23,821	23,821
Flat at c/ Cervantes (Madrid)	518	518
Total (Note 7.1)	1,025,096	936,221

Furthermore, under the other income section, 2016 and 2017 also includes income from re-invoicing the cost of staff hired by the Foundation working in missions that belong to other Foundations linked to the international network.

16.5 Staff costs

The breakdown of staff costs is as follows:

(euros)	2017	2016
Wages, salaries and similar items		
Wages and salaries at head office	6,464,688	5,154,369
Wages and salaries at the missions	20,474,527	18,189,204
Indemnities (severance)	-	4,549
	26,939,215	23,348,122
Welfare charges		
Social security	2,441,923	2,000,886
Other welfare charges	398,700	350,532
	2,840,623	2,351,418
Total	29,779,838	25,699,540

22/06/2018
M

Marta Salgado Bravo
Traductora
Intérprete jurada de inglés
Número 5188 MAEC

16.6 External services

The breakdown of external services is as follows:

2017

(euros)	Head Office	Missions	Total
Leases and rents (Note 6.5)	551,671	3,310,686	3,862,357
Training	438,625	1,472,834	1,911,459
Other services	397,974	1,777,782	2,175,757
Insurance premiums	40,551	820,490	861,042
Advertising, publicity and public relations	5,396,350	680,713	6,077,063
Repairs	60,128	1,245,626	1,305,755
Banking and similar services	24,730	116,585	141,315
Independent professional services	348,455	1,914,424	2,262,879
Supplies	255,373	984,595	1,239,968
Transport and freight	49,354	945,927	995,281
Travel and other expenses	1,227,720	3,415,548	4,643,268
General Total	8,790,931	16,685,210	25,476,144

2016

(euros)	Head Office	Missions	Total
Leases and rents (Note 6.5)	505,531	2,863,645	3,369,176
Training	309,544	1,374,523	1,684,067
Other services	561,902	3,559,000	4,120,903
Insurance premiums	129,983	739,849	869,833
Advertising, publicity and public relations	4,816,988	396,336	5,213,324
Repairs	54,053	1,726,044	1,780,098
Banking and similar services	48,265	106,306	154,571
Independent professional services	325,122	1,900,593	2,225,715
Supplies	204,987	914,281	1,119,268
Transport and freight	23,968	627,869	651,837
Travel and other expenses	966,489	2,257,057	3,223,546
General Total	7,946,832	16,465,503	24,412,338

16.7 Amortisation/depreciation of fixed assets

The breakdown of amortisations/depreciations is as follows:

(euros)	2017	2016
Tangible assets (Note 6)	(279,577)	(256,909)
Investment properties (Note 7)	(334,520)	(268,662)
Total	(614,097)	(525,571)

16.8 Exchange differences

The breakdown of exchange differences is as follows:

(euros)	2017	2016
Positive differences	-	528,687
Negative differences	(510,981)	(291,699)
Total	(510,981)	236,988

The main variations in the exchange rate in 2017 correspond to fluctuations in the Syrian pound and pound sterling (US Dollar and Syrian pound in 2016).

22/06/2018
7

Marta Salgado Bravo
Traductora
Intérprete jurada de inglés
Número 5188 MAEC

16.9 Sale of real estate investments

No investment property was sold in the 2017 financial year.

During the 2016 financial year, the Foundation sold, with the due authorisation of the Protectorate, a plot of land in Santiago de Villarubia in the Municipality of Toledo, as well as a property in Madrid. Specifically, the plot in question was number 6 in area 47 and the house was a duplex property in calle León Bonat, Nr. 4. The plot derived from the endowment provided by Fundación Benéfica María de las Mercedes Patiño y Juez Sarmiento, which joined Fundación Luis Vives in 1996. The latter organisation, in turn, merged with Fundación Acción contra el Hambre in 2012. The León Bonat house came from the Vedia Foundation, added to the Luis Vives Foundation in 1993. The revenue obtained was 357 thousand euros, of which 335 thousand corresponded to earnings and 22 thousand euros to derecognition of investment property. Subject to due approval by the Board of Trustees, the rights that replace the assets sold were conserved in the founding endowment and the capital gains generated of 318,000 euros were also included in the endowment.

17. ACTIVITY OF THE ORGANISATION. APPLICATION OF ASSET ITEMS TO THE FOUNDATION'S NON-PROFIT PURPOSE ADMINISTRATIVE COSTS

17.1 Activity of the organisation

I. Activities carried out

ACTIVITY 1

A) Identification

Name of the activity:	International cooperation projects
Type of activity:	Its own
Identification of the activity by sectors:	D01
Place where the activity is carried out:	Spain and international, among others: Niger, Mali, Mauritania, Lebanon, Syria, OPT, Egypt, Georgia, Philippines, Peru, Colombia, Guatemala, Nicaragua, Sudan, Gambia.

Detailed description of the activity carried out

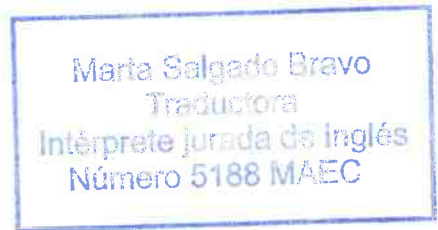
Acción Contra el Hambre has headquarters and official representation offices in the above-mentioned countries, in which non-profit activities are carried out through cooperation projects that focus mainly on activities regarding water supply and sanitation, nutrition, health, food safety, preparation for dealing with disasters and emergency response. The financial resources for carrying out the projects come mostly from public grants conferred through open calls.

Detailed information about the different activities is recorded in the activity audits and reports which are published annually. The forecast activities plan estimated the performance of approximately 360 contracts during 2017; 170 contracts in the Africa region, 40 in America and 150 in Eurasia.

B) Human resources employed in the activity

Rate	Number		No. hours / year	
	Forecast	Carried out	Forecast	Carried out
Salaried staff	1,650	1,522	2,887,500	2,663,500
Staff with service contract	35	30	6,000	6,150
Volunteer staff	55	95	44,000	2,546

22/06/2018
7



C) Beneficiaries or users of the activity

Rate	Number	
	Forecast	Carried out
Natural persons	5,500,000	6,000,000
Legal persons	200	-
Projects with no quantification of beneficiaries	-	-

D) Financial resources employed in the activity

Expenditure / Investments	(euros)	
	Forecast	Carried out
Aid and other expenses	87,875,000	89,464,955
Amortisation of fixed assets	275,000	227,596
TOTAL	88,150,000	89,692,551

ACTIVITY 2

A) Identification

Name of the activity:	Assistance and social inclusion projects.
Type of activity:	Its own
Identification of the activity by sectors:	A01
Place where the activity is carried out:	Spain and internationally.

Detailed description of the activity carried out

To provide support, advice and technical assistance to foundations and organisations whose primary activity is social action, as well as to attend to social problems experienced by individuals.

Likewise, we provide support, advice, training and the implementation of any other assistance mechanism that is necessary for the social and labour market inclusion of individuals who are at risk of exclusion or directly in a situation of social exclusion, paying particular attention to immigrants, women who are the victims of gender-based violence or with family responsibilities, unemployed people - especially those who are long-term unemployed - and young people with particular difficulties in accessing the labour market. We will develop programmes for improving employability, whether employed or self-employed, professional training, employment and/or business orientation, promotion of the social economy, promotion of gender equality and the fight against discrimination based on race, gender, sexual identity, religion or ideology.

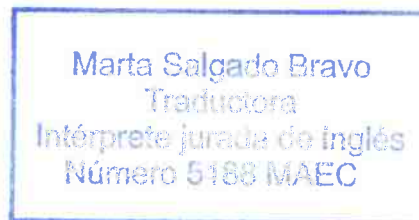
B) Human resources employed in the activity

Rate	Number		No. hours / year	
	Forecast	Carried out	Forecast	Carried out
Salaried staff	68	109	119,000	190,531
Staff with service contract	-	10	-	1,000
Volunteer staff	15	45	12,000	17,280

C) Beneficiaries or users of the activity

Rate	Number	
	Forecast	Carried out
Natural persons	2,000	3,940
Legal persons	15	-
Projects with no quantification of beneficiaries	-	-

22/06/2018
M



D) Financial resources employed in the activity

Expenditure / Investments	(euros)	
	Forecast	Carried out
Aid and other expenses	2,850,000	3,996,236
Amortisation of fixed assets	50,000	24,651
TOTAL	2,900,000	4,020,887

ACTIVITY 3

A) Identification

Name of the activity:	R&D and Training
Type of activity:	Identification.
Identification of the activity by sectors:	A01
Place where the activity is carried out:	Spain and internationally.

Detailed description of the activity carried out

Training beneficiaries as well as salaried staff, members and volunteers in areas focused on fulfilling the foundation's purpose. We likewise develop research and development activities to fight against hunger and promote the social and labour inclusion of people at risk of social exclusion.

B) Human resources employed in the activity

Rate	Number		No. hours / year	
	Forecast	Carried out	Forecast	Carried out
Salaried staff	20	20	35,000	34,781
Staff with service contract	-	35	-	6,150
Volunteer staff	6	4	4,800	1,210

C) Beneficiaries or users of the activity

Rate	Number	
	Forecast	Carried out
Natural persons	5,000	4,202
Legal persons	-	-
Projects with no quantification of beneficiaries	-	-

D) Financial resources employed in the activity

Expenditure / Investments	(euros)	
	Forecast	Carried out
Aid and other expenses	1,300,000	1,202,558
Amortisation of fixed assets	-	431
TOTAL	1,300,000	1,202,989

ACTIVITY 4

A) Identification

Name of the activity	Communication and Fundraising.
Type of activity*	Commercial Activity
Activity ID by sector **	Z01
Place where the activity is carried out	Spain and internationally.

22/06/2018
M

Marta Salgado Bravo
Traductora
Intérprete jurada de inglés
Número 5188 MAEC

Detailed description of the activity carried out

Communicating and raising awareness on the foundation's objectives, mainly concerning issues relating to the fight against hunger as well as the social and labour inclusion of people at risk of social exclusion. Likewise, we develop fundraising activities to obtain funds to help us fulfil our purposes.

B) Human resources employed in the activity

Rate	Number		No. hours / year	
	Forecast	Carried out	Forecast	Carried out
Salaried staff	25	30	43,750	51,188
Staff with service contract	-	35	-	6,150
Volunteer staff	8	5	6,400	711

C) Beneficiaries or users of the activity

Not applicable.

D) Financial resources employed in the activity

Expenditure / Investments	(euros)	
	Forecast	Carried out
Aid and other expenses	7,050,000	6,672,938
Amortisation of fixed assets	-	3,303
TOTAL	7,050,000	6,676,241

ACTIVITY 5

A) Identification

Name of the activity:	Property rentals
Type of activity:	Commercial Activity
Identification of the activity by sectors:	Z01
Place where the activity is carried out:	Spain

Detailed description of the activity carried out

Rental of properties and other funding operations.

B) Human resources employed in the activity

Rate	Number		No. hours / year	
	Forecast	Carried out	Forecast	Carried out
Salaried staff	1	1	1,750	1,750
Staff with service contract	-	-	-	-
Volunteer staff	-	-	-	-

C) Beneficiaries or users of the activity

Not applicable.

22/06/2018
9

Marta Salgado Bravo
Traductora
Intérprete Jure de de inglés
Número 5188 MAEC

D) Financial resources employed in the activity

Expenditure / Investments	(euros)	
	Forecast	Carried out
Aid and other expenses	400,000	190,554
Amortisation of fixed assets	200,000	356,139
TOTAL	600,000	546,693

II. Total financial resources employed by the organisation

2017

Expenditure / Investments	Activity 1	Activity 2	Activity 3	Activity 4	Activity 5	No alloc.	Total
Aid and other expenses	89,464,955	3,996,236	1,202,558	6,672,938	190,554	1,675,439	103,202,680
Amort. of fixed assets	227,596	24,651	431	3,303	356,139	1,977	614,097
TOTAL RESOURCES EMPLOYED	89,692,551	4,020,887	1,202,989	6,676,241	546,693	1,677,416	103,816,777

III. Total financial resources obtained by the organisation

A. Income obtained by the organisation

Income	Forecast	Carried out
Revenues and other income derived from corporate assets	1,200,000	1,042,212
Grants and other funds relating to specific projects	85,765,000	89,147,339
Other types of income	17,035,000	14,582,165
TOTAL INCOME OBTAINED	104,000,000	104,771,716

B. Other financial resources obtained by the organisation

OTHER RESOURCES	Forecast	Carried out
Debts incurred	-	-
Other financial obligations undertaken	-	-
TOTAL OTHER RESOURCES OBTAINED	-	-

IV. Collaboration agreements held with other organisations

Acción contra el Hambre works with a multitude of organisations in the sphere of its foundational purpose, these agreements always having a scope that is limited in time for achieving a specific objective.

International and national project partners alike can be public or private donors, sponsors, suppliers or counterparties. The counterparties may be companies, foundations, international or local NGOs in the countries of operation.

The other 4 organisations that form part of ACF International are an exception to the description given above. They are legally independent but share the same foundational purpose as this Foundation, which holds longer term Collaboration Agreements with them.

V. Differences between the plan of action and data collected

The Foundation had a budgetary target of 104,000 thousand euros for 2017, with a net margin of 1,200 thousand euros. At the end of 2017, volume stands at 104.771 euros with a net margin of 955 euros. With the main variables reasonably in line with what was budgeted, the strong growth over the previous year (+19%) stands out.

22/06/2018
M

Marta Salgado Bravo
Traductora
Intérprete jurada de inglés
Número 5188 MAEC

17.2. APPLICATION OF ASSET ITEMS TO THE FOUNDATION'S NON-PROFIT PURPOSES

The net margin amounts to 955 euros, which is due to the increased volume of activity and expenditure control within the established annual budgetary framework. It is proposed that the year's net margin from ordinary operations should be added to voluntary reserves, pending appropriate approval, if applicable, from the Board of Trustees.

17.2.1. Allocation of profit and income

E.g.	Accounting profit (loss)	Adjustments (+) to accounting profit (loss)			Adj. to accounting profit (loss)	Minimum resources to be allocated to fulfilment of purposes in the year	Board of Trustees' Resolution regarding distribution of the results for the year		
		Provision for amortisation and endowment to provisions for fixed assets allocated to non-profit activities	Non-profit activity expenses with no amortisations or provisions for fixed assets	Total non-deductible expenses			Inadmissible earnings	To purposes	To endow.
2013	341,468	542,323	75,308,676	75,850,999	-	76,192,467	-	-	341,468
2014	1,227,143	496,994	92,053,231	92,550,225	-	93,777,368	-	-	1,227,143
2015	2,627,490	552,707	84,277,833	84,830,540	286,349	87,171,681	-	286,349	2,341,141
2016	653,066	525,571	86,928,589	87,454,160	317,541	87,789,685	-	317,541	335,525
2017	954,939	614,097	103,202,680	103,816,777	-	104,771,717	Pending Board of Trustees meeting		

Year	Alternative limits		Expenses directly incurred through administration of the assets	Expenses for which the trustees are entitled to be reimbursed	TOTAL ADMINISTRATIVE EXPENDITURE	Over- or under-expenditure in relation to the selected limit
	5% of Own funds	20% of the corrected accounting profit/(loss)				
2013	1,157,749	15,238,493	-	-	-	-
2014	1,219,106	18,755,474	-	-	-	-
2015	1,350,481	17,434,336	-	-	-	-
2016	1,382,280	20,954,343	-	-	-	-
2017	1,430,027	20,751,755	-	-	-	-

Year	RESOURCES ALLOCATED IN THE YEAR TO THE FULFILMENT OF PURPOSES			Minimum resources to be allocated to fulfilment of purposes in the year
	Non-profit expenses accrued in the year	Invest-ments made in non-profit activity in the year (Note 6 and 17.2.2)	Total funds allocated in the year	
2013	75,308,676	330,747	75,639,423	76,192,467
2014	92,053,231	298,531	92,351,762	93,777,368
2015	84,277,833	310,682	84,588,515	87,171,681
2016	87,449,712	267,927	87,717,639	88,310,807
2017	103,202,680	567,827	103,770,507	104,771,717

22/06/2018
M

Marta Salgado Bravo
Traductora
Intérprete jurada de inglés
Número 5188 MAEC

RESOURCES ALLOCATED TO FULFILMENT OF PURPOSES						Total resources allocated to fulfilment of purposes and charged to each financial year		To be allocated to fulfilment of purposes	Pending allocation to purposes
E.g.	2013	2014	2015	2016	2017	Amount	%		
2013	75,639,423					75,639,423	99.27%	-	-
2014		92,351,762				92,351,762	98.48%	-	-
2015			84,588,515			84,588,515	97.04%	-	-
2016				87,717,639		87,717,639	99.33%	-	-
2017					103,770,507	103,770,507	99.04%	-	-
Total	75,639,423	92,351,762	84,588,515	87,206,136	103,770,507	443,556,507	98.63%	-	-

RESOURCES ALLOCATED TO FOUNDING ENDOWMENT						Total resources allocated to founding endowment and charged to each financial year	To be allocated to founding endowment, according to resolution of the Board of Trustees	Pending allocation to founding endowment in each year
Year	2013	2014	2015	2016	2017			
2013	-					-		-
2014		-				-		-
2015			286,349			286,349		286,349
2016				317,541		317,541		317,541
2017					-	-		-
Total	-	-	286,349	317,541	-	603,890		603,890

17.2.2 Investments made in compliance with the Foundation's mission

Nº	Description	Date	Acqu. value	Financing			Calculated as purpose compliance		
				PR	Grants.	PTMO	To 2015	In 2017	Pending
2489	ESMD00551 PORTÁTIL HP S/N: 5CD6236QC9	13/01/2017	774,40	774,40				774,40	
2490	ESMD00551 PORTÁTIL HP S/N: 5CD6236QD0	03/02/2017	774,40	774,40				774,40	
2491	ESMD00551 PORTÁTIL HP S/N: 5CD6236QCH	03/02/2017	774,40	774,40				774,40	
2492	ESMD00551 PORTÁTIL HP S/N: 5CD6236QCD	06/02/2017	774,40	774,40				774,40	
2493	ESMD00551 PORTÁTIL HP S/N: 5CD6236QC7 + Pantalla ET7AG04042019	07/02/2017	871,96	871,96				871,96	
2494	ESMD00551 PORTÁTIL HP S/N: 5CD6236QCJ	07/02/2017	774,40	774,40				774,40	
2495	ESMD00551 PORTÁTIL HP S/N: 5CD6236QCF	08/02/2017	774,40	774,40				774,40	
2496	ESMD00551 PORTÁTIL HP S/N: 5CD6236QCV	08/02/2017	774,40	774,40				774,40	
2497	ESMD00551 PORTÁTIL HP S/N: 5CD6236QCP + ET7AG04047019	10/02/2017	871,96	871,96				871,96	
2498	ESMD00551 PORTÁTIL HP S/N: 5CD6236QCW + Pantalla ETA6G02721019	22/02/2017	871,96	871,96				871,96	
2499	ESMD00730.2 PORTÁTIL HP S/N: 5CD7072Q9W + pantalla ET7AG04052019	06/03/2017	953,87	953,87				953,87	
2500	ESMD00730.2 PORTÁTIL HP S/N: 5CD7072QB1	06/03/2017	856,31	856,31				856,31	
2501	ESMD00730.2 PORTÁTIL HP S/N: 5CD7072QB0	06/03/2017	856,31	856,31				856,31	
2502	ESMD00730.2 PORTÁTIL HP S/N: 5CD7072QB9	06/03/2017	856,31	856,31				856,31	
2503	ESMD00730.2 PORTÁTIL HP S/N: 5CD7072QB8	06/03/2017	856,31	856,31				856,31	
2504	ESMD00730.2 PORTÁTIL HP S/N: 5CD7072QB4 + Pantalla ET7AG04053019	06/03/2017	953,87	953,87				953,87	
2505	ESMD00730.2 PORTÁTIL HP S/N: 5CD7072QB3	06/03/2017	856,31	856,31				856,31	
2506	ESMD00730.2 PORTÁTIL HP S/N: 5CD7072QB2	16/03/2017	856,31	856,31				856,31	
2507	ESMD00730.2 PORTÁTIL HP S/N: 5CD7072QB5	16/03/2017	856,31	856,31				856,31	
2508	ESMD00730.2 PORTÁTIL HP S/N: 5CD7072QB6	28/03/2017	856,31	856,31				856,31	
2509	ESMD00760.2_Pantalla_ETRAG02954019	03/04/2017	962,68	962,68				962,68	
2510	ESMD00730.2_PORTATIL_HP_5CD7072Q9V	05/04/2017	856,31	856,31				856,31	
2511	ESMD00730.2_PORTATIL_HP_5CD7072Q87	06/04/2017	856,31	856,31				856,31	
2512	ESMD00730.2_PORTATIL_HP_5CD7072Q9Z	18/04/2017	856,31	856,31				856,31	
2513	ESMD00760.2_Pantalla_ETRAG02957019	25/04/2017	962,68	962,68				962,68	
2514	ESMD00760.2_PORTATIL_HP_5CD7141JQ0	25/04/2017	812,81	812,81				812,81	
2515	ESMD00760.2_PORTATIL_HP_5CD7141JQN	25/04/2017	812,81	812,81				812,81	

22/06/2018

7

Marta Salgado Bravo
Traductora
Intérprete jurada de inglés
Número 5188 MAEC

Nº	Description	Date	Acqu. value	Financing		Calculated as purpose compliance		
				PR	Grants.	PTMO	To 2009	In 2017
2516	ESMD00760.2_PORTATIL HP_5CD7141JQD	25/04/2017	812,81	812,81				812,81
2517	ESMD00760.2_PORTATIL HP_5CD7141JQL	26/04/2017	812,81	812,81				812,81
2518	ESMD00760.2_PORTATIL HP_5CD7141JQC + ESMD00760.2_Pantalla_ETRAG02940019	26/04/2017	919,18	919,18				919,18
2519	ESMD00760.2_Pantalla_ETJAG07646019	27/04/2017	919,18	919,18				919,18
2520	ESMD00760.2_PORTATIL HP_5CD7141JQ3	08/05/2017	812,81	812,81				812,81
2521	ESMD00760.2_PORTATIL HP_5CD7141JQ7 + ESMD00760.2_Pantalla_ETRAG02947019	08/05/2017	919,18	919,18				919,18
2522	ESMD00760.2_PORTATIL HP_5CD7141JQK + ESMD00760.2_Pantalla BENQ GL- 2250_ETRAG02959019	10/05/2017	919,18	919,18				919,18
2523	ESMD00760.2_PORTATIL HP_5CD7141JPZ	10/05/2017	812,81	812,81				812,81
2524	ESMD00760.2_PORTATIL HP_5CD7141JQG	16/05/2017	812,81	812,81				812,81
2525	ESMD00760.2_PORTATIL HP_5CD7141JQF	16/05/2017	812,81	812,81				812,81
2526	ESMD00760.2_PORTATIL HP_5CD7141JQ5 + ESMD00760.2_PORTATIL HP_5CD7141JQ6 + ESMD00780.2_Pantalla_ETJBG02856019	22/05/2017	910,37	910,37				910,37
2528	ESMD00780.2_Pantalla_ETJBG02833019	22/05/2017	910,37	910,37				910,37
2529	ESMD00760.2_PORTATIL HP_5CD7141JQ8	22/05/2017	812,81	812,81				812,81
2530	ESMD00760.2_PORTATIL HP_5CD7141JQ2	23/05/2017	812,81	812,81				812,81
2531	ESMD00780.2_Pantalla_ETJBG02832019	23/05/2017	910,37	910,37				910,37
2532	ESMD00760.2_PORTATIL HP_5CD7141JQM ESMD00760.2_PORTATIL HP_5CD7141JPY + ESMD00760.2_Pantalla_ETRAG02963019	23/05/2017	812,81	812,81				812,81
2533	ESMD00760.2_PORTATIL HP_5CD7141JQ1 + ESMD00780.2_Pantalla_ETJBG02861019	24/05/2017	919,18	919,18				919,18
2534	ESMD00760.2_PORTATIL HP_5CD7141JQH + ESMD00780.2_Pantalla BENQ_ETJBG02837019	24/05/2017	910,37	910,37				910,37
2535	ESMD00760.2_PORTATIL HP_5CD7141JQ9 + ESMD00780.2_Pantalla_ETJBG02836019	25/05/2017	910,37	910,37				910,37
2537	ESMD00780.1_PORTATIL HP_5CD7194DWR + ESMD00780.2_Pantalla_ETJBG02854019	01/06/2017	782,56	782,56				782,56
2538	ESMD00780.1_PORTATIL HP_5CD7194DX2	01/06/2017	685,00	685,00				685,00
2539	ESMD00780.1_PORTATIL HP_5CD7194DX6	01/06/2017	685,00	685,00				685,00
2540	ESMD00780.1_PORTATIL HP_5CD7194DX5	01/06/2017	685,00	685,00				685,00
2541	ESMD00780.1_PORTATIL HP_5CD7194DWS	01/06/2017	685,00	685,00				685,00
2542	ESMD00780.1_PORTATIL HP_5CD7194DWT	01/06/2017	685,00	685,00				685,00
2543	ESMD00780.1_PORTATIL HP_5CD7194DX3	01/06/2017	685,00	685,00				685,00
2544	ESMD00780.1_PORTATIL HP_5CD7194DWW + ESMD00780.2_Pantalla_ETJBG02835019	01/06/2017	782,56	782,56				782,56
2545	ESMD00780.1_PORTATIL HP_5CD7194DWW	01/06/2017	685,00	685,00				685,00
2547	ESMD00780.1_PORTATIL HP_5CD7194DWZ	01/06/2017	685,00	685,00				685,00
2548	ESMD00778_PORTATIL HP I7_5CD7215JCZ	13/06/2017	1.036,12	1.036,12				1.036,12
2549	ESMD00778_PORTATIL HP I7_5CD7215JDO	13/06/2017	1.036,12	1.036,12				1.036,12
2550	ESMD00778_PORTATIL HP I7_5CD7215JCY	13/06/2017	1.036,12	1.036,12				1.036,12
2551	ESMD00780.1_PORTATIL HP_5CD7194DX0	14/06/2017	685,00	685,00				685,00
2552	ESMD00780.1_PORTATIL HP_5CD7194DX4 ESMD00780.1_PORTATIL HP_5CD7194DX1 + ESMD00815.1_Pantalla_ETJBG034990109	14/06/2017	685,00	685,00				685,00
2553	ESMD00780.1_PORTATIL HP_5CD7194DWW	29/06/2017	785,31	785,31				785,31
2554	ESMD00780.1_PORTATIL HP_5CD7194DWW	29/06/2017	685,00	685,00				685,00
2555	OBRA ZAHMENHOFF 2017 EDITRAN. Software gestión movimientos de bancos	31/03/2017	89.085,02	89.085,02				89.085,02
2556	ESMD00815.2_PORTATIL HP_5CD72552W6	02/11/2017	16.602,41	16.602,41				16.602,41
2557	ESMD00815.2_PORTATIL HP_5CD72552W4	12/09/2017	919,60	919,60				919,60
2558	ESMD00815.2_PORTATIL HP_5CD72552W4	11/07/2017	919,60	919,60				919,60
2559	ESMD00815.2_PORTATIL HP_5CD72552W0	13/07/2017	919,60	919,60				919,60
2560	ESMD00815.2_PORTATIL HP_5CD72552W7 ESMD00815.1_PORTATIL HP_5CD72552W8 + ESMD00815.2_Pantalla ETJBG03712019	13/07/2017	919,60	919,60				919,60
2561	ESMD00823_PORTATIL HP 440 - I7 _5CD7282FK6	27/07/2017	1.019,91	1.019,91				1.019,91
2562	ESMD00815.1_PORTATIL HP_5CD72552W3 + ESMD00815.2_Pantalla ETJBG03710019	01/08/2017	1.002,85	1.002,85				1.002,85
2563	ESMD00815.1_PORTATIL HP_5CD72552W2	11/08/2017	1.019,91	1.019,91				1.019,91
2564	ESMD00815.1_PORTATIL HP_5CD72552VZ	17/08/2017	919,60	919,60				919,60
2565	ESMD00847_SURFACE_ S/N 065651572253 + ESMD00855.2_Pantalla_ET8BG03529019	28/08/2017	919,60	919,60				919,60
2566	ESMD00815.1_PORTATIL HP_5CD72552W5 + ESMD00855.2_Pantalla_ET8BG03518019	01/09/2017	1.773,82	1.773,82				1.773,82
2567	ESMD00815.1_PORTATIL HP 256 GB SSD - 8 GB - Con extensión de garantía de 3 años	11/09/2017	1.016,22	1.016,22				1.016,22
2568	ESMD00866.3_Portatil HP 640_5CG7385LFT + ESMD00866.2_Pantalla_ET8BG06176019	28/09/2017	919,60	919,60				919,60
2569	ESMD00866.3_Portatil HP 640_5CG7385LG7 + Pantalla_ET39H04857019	16/10/2017	1.219,85	1.219,85				1.219,85
2570	ESMD00838_HP Probook 640 G3 I7 16GB 512GB_5CG7392HWR	16/10/2017	1.219,49	1.219,49				1.219,49
2571	ESMD00871_HP Probook 640 G3 I7 16GB 512GB_5CG73950NB	16/10/2017	1.571,79	1.571,79				1.571,79
2572	ESMD00866.3_Portatil HP 640_5CG7385LJ4	16/10/2017	1.571,79	1.571,79				1.571,79
2573	ESMD00866.3_Portatil HP 640_5CG7385LRM	20/10/2017	1.123,23	1.123,23				1.123,23
2574	ESMD00866.3_Portatil HP 640_5CG7385LRM ESMD00866.3_Portatil HP 640_5CG7385LG3 + Pantalla_ET8BG06175019	30/10/2017	1.123,23	1.123,23				1.123,23
2575	ESMD00866.1_Portatil HP 640_5CG72462CT	30/10/2017	1.219,85	1.219,85				1.219,85
2576	ESMD00855_Portatil HP 430_5CD7418VH9	31/10/2017	912,36	912,36				912,36
2577	ESMD00866.1_Portatil HP 640_5CG7363TRD + Pantalla_ET8BG06169019	02/11/2017	897,08	897,08				897,08
2578		02/11/2017	1.008,98	1.008,98				1.008,98

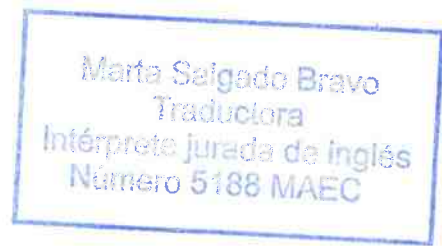
24/06/2018
M

Marta Salgado Bravo
Traductora
Intérprete jurada de inglés
Número 5188 MAEC

Nº	Description	Date	Acqu. value	Financing			Calculated as purpose compliance		
				PR	Grants	PTMO	To 2009	In 2017	Pending
2579	ESMD00855_Portatil HP 430_5CD7418VH5	07/11/2017	897,08	897,08				897,08	
2580	ESMD00866_1_Portatil HP 640_5CG7385LGZ	07/11/2017	912,36	912,36				912,36	
2581	ESMD00866_1_Portatil HP 640_5CG7363TKN	07/11/2017	912,36	912,36				912,36	
2582	ESMD00855_Portatil HP 430_5CD7418VGZ	07/11/2017	897,08	897,08				897,08	
2583	ESMD00866_1_Portatil 640_5CG72462GT	22/11/2017	912,36	912,36				912,36	
2584	ESMD00866_1_Portatil HP 640_5CG72462J7	22/11/2017	912,36	912,36				912,36	
2585	ESMD00855_Portatil HP 430_5CD7418VH4	28/11/2017	897,08	897,08				897,08	
	ESMD00855_Portatil HP Probook								
2586	430_5CD7418VH4	01/12/2017	897,29	897,29				897,29	
2587	ESMD00855_Portatil HP 430_5CD7418VH6	01/12/2017	897,29	897,29				897,29	
2588	ESMD00855_Portatil HP 430_5CD7418VH7	04/12/2017	897,29	897,29				897,29	
2589	ESMD00855_Portatil HP 430_5CD7418VH2	14/12/2017	897,29	897,29				897,29	
2593	ESMD00866_1_Portatil HP 640_5CG72462K5	29/12/2017	912,36	912,36				912,36	
2594	ESMD00866_1_Portatil HP 640_5CG7363TNT	29/12/2017	912,36	912,36				912,36	
	ESMD00866_1_Portatil HP 640_5CG7385LFZ +								
2595	ESMD00897_Pantalla_ET39H04890019	29/12/2017	1.007,60	1.007,60				1.007,60	
2596	ESMD00866_1_Portatil HP 640_5CG72462W8	29/12/2017	912,36	912,36				912,36	
	ESMD00866_1_Portatil HP 640_5CG7363TKJ +								
2597	ESMD00900_Pantalla_ET39H04882019	29/12/2017	1.008,62	1.008,62				1.008,62	
2598	ESMD00866_1_Portatil HP 640_5CG7363TMC	29/12/2017	912,36	912,36				912,36	
	ESMD00866_1_Portatil HP 640_5CG7385LK1 +								
2599	ESMD00897_Pantalla_ET39H04869019	29/12/2017	1.007,60	1.007,60				1.007,60	
	ESMD00866_1_Portatil HP 640_5CG72462B6 +								
2600	ESMD00897_Pantalla ET39H04864019	29/12/2017	1.007,60	1.007,60				1.007,60	
2602	ESMD00709_Ordenador_Fujitsu Espresso	31/01/2017	1.240,25	1.240,25				1.240,25	
	COB001474F_1302-33998 CAMIONETA								
	DOBLE CABINAHILUX DISTRIBUIDORA								
COAVE0075	TOYOTA SAS 860020058	14/08/2017	40.716,81	40.716,81				40.716,81	
	Amortissement AVE0013 Gustavo Molina y								
GTAVE0013	Compañía Limitada NIT	31/10/2017	11.847,02	11.847,02				11.847,02	
	Amortizacion AVE0014 Advance Auto S.A. NIT								
GTAVE0014	6446825-9	31/12/2017	14.263,57	14.263,57				14.263,57	
	Amortissement ALO0220 ML/BT/01600/CFAO								
MLALO0220	MOTORS	30/11/2017	1.372,04	1.372,04				1.372,04	
	Achat véhicule 4x2 Berline-Toyota								
MLAVE0306	COROLLA AB AUTO ALPHA BARRY	31/12/2017	7.165,10	7.165,10				7.165,10	
	Amortization ALO0035 GEN-SET5 5 KVA,								
	UNISTAR								
MWALO0035		31/12/2017	1.184,94	1.184,94				1.184,94	
MWAOF0021	Amortization AOF0021 Laptop	31/12/2017	764,28	764,28				764,28	
MWAOF0022	Amortization AOF0022 Laptop	31/07/2017	752,62	752,62				752,62	
MWAOF0023	Amortization AOF0023 Laptop	31/12/2017	766,74	766,74				766,74	
MWAOF0024	Amortization AOF0024 Laptop	31/07/2017	752,62	752,62				752,62	
MWAOF0025	Amortization AOF0025 Laptop	31/12/2017	782,57	782,57				782,57	
MWAOF0026	Amortization AOF0026 Laptop	31/07/2017	782,57	782,57				782,57	
MWAOF0027	Amortization AOF0027 Laptop	31/12/2017	766,74	766,74				766,74	
MWAOF0028	Amortization AOF0028 Laptop	31/07/2017	766,74	766,74				766,74	
MWAOF0029	Amortization AOF0029 LAPTOP	31/12/2017	782,57	782,57				782,57	
	Amortizacion AOF0038 ESMD00866_1_Portatil								
MWAOF0038	HP 640_5CG7385LGQ 2670195	31/12/2017	912,36	912,36				912,36	
	Amortissement ALO0175 LO-ENE-NE-NI-00898-								
NEALO0175	011 ECH SARL	31/08/2017	11.295,25	11.295,25				11.295,25	
	Amortissement ALO0176 LO-ENE-NE-NI-00898-								
NEALO0176	012 ECH SARL	31/05/2017	12.198,97	12.198,97				12.198,97	
	Amortissement ALO0190 LO-ENE-NE-NI-00938-								
NEALO0190	3-015 ECH SARL	30/11/2017	13.368,25	13.368,25				13.368,25	
	Amortissement AOF0174 OF-OTH-NE-NI-								
NEAOF0174	00797A-8-016 ALPHATIC COM	30/04/2017	1.369,68	1.369,68				1.369,68	
	Amortissement AOF0196 OF-COP-NE-NI-								
NEAOF0196	00797A-12-01 ALPHATIC.COM	30/09/2017	1.242,69	1.242,69				1.242,69	
	Amortissement AOF0219 PHOTOCOPIEUR								
NEAOF0219	CANON IR2520-WGM06032-NGUINGMI-	31/12/2017	2.811,92	2.811,92				2.811,92	
	ALPHAT								
	Véhicule HZJ76 équipé de radio pr base								
NEAVE0191	Bouza IMA Automobile Niger	08/08/2017	38.172,17	38.172,17				38.172,17	
	Amortissement AVE0197 VE-CAR-NE-NI-00881-								
NEAVE0197	015 CFAO NIGER	30/09/2017	41.694,91	41.694,91				41.694,91	
	1 véhicule HZJ76 avec radio HFVHF pr								
NEAVE0211	Diffa CFAO Motors Niger	15/12/2017	40.551,44	40.551,44				40.551,44	
	Amortizacion AOF0007 Fac-24302 Impresora								
NIAOF0007	multifuncional B405 para ofici	30/11/2017	618,25	618,25				618,25	
	Fac-035353 2 Laptop HP 17-X115 Core i7-								
NIAOF0008	7500U LAPTOP HP17-X115 Core i7-7500U	01/09/2017	1.450,27	1.450,27				1.450,27	
	2.7GHz 1TB 8GB Fac-								
PIAOF0060	Supply and delivery of Professional scanner								
SM2590	Kodak Sabri for Computers and Comm. system	02/05/2017	846,80	846,80				846,80	
SM2591	ESMD00855_Portatil HP 430_5CD7418VH8	31/12/2017	897,29	897,29				897,29	
	Automatic depreciation 2017 2								
	Amortization ALO0041 Ahmad and Fadi Saffaf &								
SYALO0041	Partners	31/05/2017	12.739,07	12.739,07				12.739,07	
	Power Generator 20 KVA for Hasakeh								
SYALO0068	Office AISaeed Company	27/09/2017	11.085,07	11.085,07				11.085,07	
	Amortissement								
WAAVE0031	AVE0031 DA_WADK_OPE_004_00200	31/01/2017	38.874,50	38.874,50				38.874,50	
GEA1000	Toyota Fortuner 2017 OB81600	01/11/2017	23.759,30	23.759,30				23.759,30	
GEA1001	Toyota Fortuner 2017 OB81700	01/11/2017	23.759,30	23.759,30				23.759,30	
Total			567.827	566.467				566.467	

[Translator's note: The client gave express instructions to translate only the title of the above table, not its contents.]

22/06/2018
M



18. FOREIGN CURRENCY

Balances and transactions in foreign currency

The breakdown of the asset and liability items denominated in foreign currency as at 31 December is as follows:

(euros)	2017	2016
Assets		
Receivables	32,064,542	28,838,117
Other assets	7,876,258	11,155,280
	39,940,800	39,993,397
Liabilities		
Payables	5,765,121	4,167,375
Other liabilities	30,838,308	28,058,502
	36,603,429	32,225,877

The main currencies in which these balances are denominated are the American dollar and CFA Franc.

The breakdown of transactions carried out in foreign currency during the year is as follows:

2017

(euros)	American dollars	CFA francs	Ouguiyas	Swedish krona	Syrian pound	Others	Total
Supplies	13,784,876	7,221,996	1,464,940	-	3,335,450	5,004,391	30,811,653
External services	2,756,914	6,297,623	2,754,903	100	254,387	4,247,305	16,311,232
Staff costs	2,192,026	7,251,168	1,591,471	-	418,709	6,723,708	18,177,082
Grants	25,536,120	2,932,176	2,754,903	4,816,154	154,019	7,193,325	43,386,697

2016


(euros)	American dollars	CFA francs	Philippine peso	Ouguiyas	Colombian peso	Others	Total
Supplies	1,109,665	4,678,330	1,697,386	1,279,321	135,518	6,585,725	15,485,945
External services	4,435,323	6,563,000	2,368,819	944,653	42,963	4,569,991	18,924,749
Staff costs	1,955,805	5,779,583	1,731,060	668,147	-	5,716,772	15,851,368
Grants	18,682,958	2,494,212	2,358,868	1,115,659	3,649,392	4,466,825	32,767,913

19. RELATED-PARTY TRANSACTIONS

The related parties with which the Foundation has carried out transactions during the 2017 financial year, as well as the nature of such link, is as follows:

	Nature of the relationship
Trustees	Board Members
Action contre la Faim France	ACF International Network
Action Against Hunger UK	ACF International Network
Action Against Hunger US	ACF International Network
Action Against Hunger Canada	ACF International Network

The transactions carried out with related parties correspond to the Foundation's normal trading operations and are carried out at market prices, which are similar to those applied to non-related entities.

22/06/2018


Marta Salgado Bravo
 Traductora
 Intérprete jurada de inglés
 Número 5188 MAEC

19.1 Related organisations

The breakdown of the balances held as of 31 December and the transactions carried out during the 2017 financial year with related organisations is as follows:

2017

Organisation	Euros				
	Debit Balance (Note 8)	Credit Balance (Note 14.4)	Short-term debts	INCOME	Expenses
Action Against Hunger Canada	220,213	74,220	-	228,249	329,899
Action Against Hunger UK	758,225	409,760	-	51,056	1,696,412
Action Against Hunger US	411,358	516,483	-	10,689,811	10,900,113
Action contre la Faim France	242,178	3,699,875	-	310,765	1,318,127
Exchange differences	(106,473)	(147,019)	-	-	-
Total	1,525,501	4,553,319	-	11,279,881	14,244,551

2016

Organisation	Euros				
	Debit Balance (Note 8)	Credit Balance (Note 14.4)	Short-term debts	INCOME	Expenses
Action Against Hunger Canada	100,135	51,868	-	41,302	27,679
Action Against Hunger UK	432,326	1,372,142	-	114,122	1,420,378
Action Against Hunger US	1,271,335	172,655	-	5,461,021	5,611,883
Action contre la Faim France	597,669	2,866,294	-	687,227	1,300,114
Exchange differences	(186,733)	(144,787)	-	-	-
Total	2,214,732	4,318,172	-	6,303,672	8,360,054

No fixed assets were acquired from or sold to related organisations in financial year 2017 and 2016.

The debit and credit balances correspond mainly to transfers of funds for executing projects assigned to other related organisations. As part of the operating dynamics of these organisations, sometimes aids are granted to one country but are executed by a different one, a contract that regulates this transfer of funds for carrying out the financed project being signed between them. During 2017, the Foundation has executed aid amounting to 5,776 thousand euros (9,339 thousand euros in 2016) received by other related organisations, and still has a further 3,105 thousand euros (3,838 thousand euros at 2016 year-end) that are pending execution.

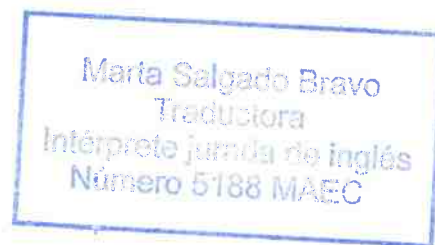
Furthermore, the Foundation has signed contracts for projects carried out by other connected bodies to the sum of 10.882 euros (5.582 euros in 2016), (Note 16.1), with 5.446 euros (8.411 at end 2016) pending execution by said bodies (Note 14.2). As for income and expenses with related parties, these amounts mainly correspond to the assignment of staff between the different foundations and logistics operations.

19.2 Remuneration of the Governing Body and senior management

The Foundation considers the members of the Steering Committee, which is made up of ten directors, to be senior management. The breakdown of the emoluments earned by the senior management of the Foundation is as follows:

(euros)	2017	2016
Senior management		
Salaries	673,027	657,572
Expense allowances	8,741	8,741
Total	681,767	666,313

22/06/2018
M



The members of the Board of Trustees were not paid salaries, expense allowances or remunerations of any kind during 2017 and 2016.

As at 31 December 2017 and 2016, the Foundation had not taken on any obligations regarding pensions and life insurance in respect of former or present members of the Board of Trustees and senior management.

As at 31 December 2017 and 2016, no advance payments or credits had been granted to senior management staff or the members of the Board of Trustees, nor had any obligations been assumed on their behalf by way of guarantee.

20. INFORMATION ON THE NATURE AND LEVEL OF RISK ARISING FROM FINANCIAL INSTRUMENTS

Management of the Foundation's financial risks is centralised in the Finance Department, which has established the necessary mechanisms for controlling exposure to fluctuations in interest rates and exchange rates, and also to credit and liquidity risk. The main financial risks that have an impact on the Foundation are stated below:

20.1 Credit risk

Credit risk occurs because of the possible loss caused by non-performance of their contractual obligations by the Foundation's counterparties, that is, because of the possibility of non-recovery of financial assets for the value posted and in the established time limit.

The maximum exposure to credit risk as at 31 December was as follows:

(euros)	2017	2016
Long-term financial investments (Note 8)	413,842	411,204
Users and other long-term receivables (Note 8.2)	13,915,706	13,696,938
Non-profit activity debtors and other receivables	53,101,744	47,484,430
Cash and cash equivalents (Note 10)	21,422,096	26,222,685

Generally speaking, the Foundation keeps its cash and cash equivalents in financial institutions with a high credit rating.

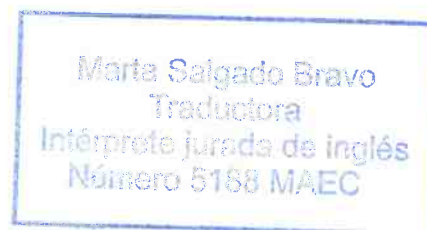
It must also be pointed out that, because the Foundation finances its activities with various private organisations and donors, there is no significant concentration of the credit risk.

20.2 Liquidity risk

Liquidity risk occurs because of the possibility that the Foundation may not have available liquid funds, or may be unable to access them, in sufficient amount and at the appropriate cost, for dealing with its payment obligations at any time.

In order to ensure liquidity and attend to all payment commitments arising from its activity, the Foundation has liquid assets as shown in its balance and credit lines with a total available balance of 2.000 euros (Note 14.3).

22/06/2018
7



20.3 Market risk

Market risk occurs because of the possible loss caused by variations fair value or in the future cash flows of financial instruments due to changes in market prices. Market risk includes interest rate and exchange rate risk and other price risks.

Interest rate risk

Interest rate risk occurs because of the possible loss caused by variations in fair value or in the future cash flows of a financial instrument due to changes in market interest rates. The exposure of the Foundation to the risk of changes in interest rates is mainly due to the credit facilities received at variable interest rates (Note 14.3).

Exchange rate risk

Exchange rate risk occurs because of the possible loss caused by variations in fair value or in the future cash flows of the financial instruments due to fluctuations in exchange rates. Because of the high volume of transactions carried out by the Foundation in foreign currency in the assets and liabilities of the balance sheet, several items with balances in a currency other than the functional currency are presented.

The maximum exposure to exchange rate risk as at 31 December is that stated in Note 18.

21. OTHER INFORMATION

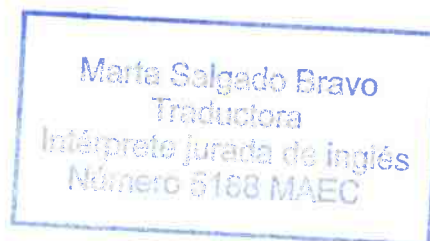
21.1 Staff structure

The people employed by the Foundation, distributed by categories, are those shown below:

2017

	Number of people employed at year-end			Average number of people employed in the financial year
	Men	Women	Total	
Spain				
Management	8	4	12	12
Middle management	16	19	35	35
Technical staff	35	58	93	87
Assistants	7	12	19	25
Missions				
Local staff — Coordination Posts	31	24	55	48
Local staff — Technical Posts and Assistants	922	350	1,272	1,375
Foreign staff — Mission managers	11	5	16	12
Foreign staff - Coordinators	30	23	53	48
Foreign staff — Middle management — Technical staff	27	9	36	50
Technical Staff-Social Action Projects, Spain	25	84	109	120
Total	1,112	588	1,700	1,812

22/06/2018
M



2016

	Number of people employed at year-end			Average number of people employed in the financial year
	Men	Women	Total	
Spain				
Management	8	4	12	12
Middle management	14	17	31	33
Technical staff	28	56	84	80
Assistants	5	11	16	13
Missions				
Local staff – Coordination Posts	51	38	89	74
Local staff – Technical Posts and Assistants	963	322	1,285	1,128
Foreign staff – Mission managers	11	6	17	16
Foreign staff - Coordinators	35	32	67	72
Foreign staff – Middle management – Technical staff	28	18	46	29
Technical Staff-Social Action Projects, Spain	13	43	56	39
Total	1,156	547	1,703	1,496

As of 31 December 2017 and 2016, there are no staff with disabilities above 33%.

21.2 Audit fees

The fees for auditing the annual accounts for financial year 2017 amounted to 21,000 euros (21,000 euros in 2016).

21.3 Information on the environment

As at 31 December 2017 and 2016, the Foundation has no assets of importance dedicated to environmental protection and improvement, nor has it incurred any relevant expenses of this kind during the year. Also, no grants of an environmental nature were received during the financial year ended on 31 December 2017 and 2016.

21.4 Sureties and guarantees

The Foundation has been granted the following guarantees as of 31 December 2017:

(Euros)	2017	2016
Commercial guarantee. Rentals	117,390	117,390
Commercial guarantee. Providers	212,100	-
Technical guarantee. Italian Embassy Project	480,000	480,000
Technical guarantee. Madrid City Council Project	110,111	-
Technical guarantee. United Nations Project	23,200	-
Total	942,801	597,390

21.5 Code of conduct for carrying out temporary financial investments

The investment policy followed by the Foundation is public and can be consulted on its website. The reference regulations that are applied are as follows:

- The resolution dated 20 November 2003 adopted by the Board of the National Securities Market Commission, which approves the Code of conduct of non-profit organisations for carrying out temporary investments.
- The resolution dated 19 December 2003 adopted by the Governing Council of the Bank of

22/06/2018
M

Marta Salgado Bravo
Traductora
Intérprete Jurada de Inglés
Número 5188 MAEC

Spain, in order to comply with the Third Additional Provision of Law 44/2002, of 22 November, on Measures for the Reform of the Financial System under the heading of "restrictions relating to temporary financial investments made by non-profit organisations".

This policy was approved by the Foundation's Audit Committee on 9 May 2011 and the latest version was approved on 27 Mars 2017.

21.6 Information on the average payment period to suppliers. Third Additional Provision. "Duty of Disclosure" of Law 15/2010 of 5 July

The information regarding the average supplier payment period is as follows:

	2017	2016
(Days)		
Average supplier payment period	27	33
Ratio of operations paid	25	29
Ratio of operations pending payment	46	67
(Thousands of euros)		
Total payments made	88,450	58,311
Total payments pending	8,833	7,138

22/06/2018
M

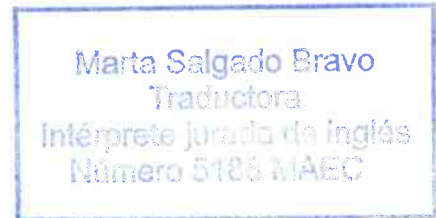
Marta Salgado Bravo
Traductora
Intérprete jurada de inglés
Número 5188 MAEC

22. CASH FLOW STATEMENT FOR THE FINANCIAL YEAR ENDED ON 31 DECEMBER 2017

The Cash flow statement for the financial year ended on 31 December 2017, stated in euros, is as follows:

	Notes	2017	2016
CASH FLOWS FROM OPERATING ACTIVITIES			
Pre-tax surplus for the year	3	954,939	653,066
Adjustments to the results		721,391	1,363,243
Amortisation of fixed assets	6 and 7	614,097	525,571
Valuation corrections due to impairment		-	59,876
Change in provisions	13	110,154	1,114,576
Profits/losses due to derecognitions and disposal of fixed assets	16.9	(17,116)	(334,953)
Financial income		(7,105)	(7,783)
Financial charges		8,794	11,292
Exchange differences		510,981	(236,988)
Other income and expenses		(498,414)	231,652
Changes in working capital		(5,824,189)	5,041,578
Debtors and other accounts receivable		(5,836,082)	(4,074,489)
Other current assets		(533,952)	338,407
Creditors and other accounts payable		420,312	8,615,932
Other current liabilities		(3,335)	29,722
Other non-current assets and liabilities		128,868	132,006
Other cash flows from operating activities		(3,812)	(3,509)
Interest paid		(8,794)	(11,292)
Interest received		7,105	7,783
Other payments (receipts)		(2,123)	-
CASH FLOWS FROM OPERATING ACTIVITIES		(4,151,671)	7,054,378
CASH FLOWS FROM INVESTMENT ACTIVITIES			
Payments on investments		(679,363)	(290,367)
Tangible assets	6	(567,827)	(277,547)
Investment properties	7	(108,898)	-
Other financial assets		(2,638)	(12,820)
Receipts from divestitures		17,116	334,953
Tangible assets		17,116	334,953
CASH FLOWS FROM INVESTMENT ACTIVITIES		(662,247)	44,566
CASH FLOWS FROM FINANCING ACTIVITIES			
Issuance	14.3	13,329	-
Debts with credit institutions		13,329	-
Receipts and payments on financial liability instruments		-	(504,508)
Repayment and amortisation		-	(504,508)
Debts with credit institutions		-	(504,508)
CASH FLOWS FROM FINANCING ACTIVITIES		13,329	(504,508)
EFFECT OF FLUCTUATIONS IN EXCHANGE RATES			
		-	-
NET INCREASE / DECREASE IN CASH OR CASH EQUIVALENTS		(4,800,589)	6,594,456
Cash or cash equivalents at the beginning of the year		26,222,685	19,628,229
Cash or cash equivalents at the end of the year		21,422,096	26,222,685

22/06/2018
M



23. EVENTS OCCURRING AFTER YEAR-END

On 18 May 2018, the Foundation signed a new loan agreement with a financial institution amounting to 5,000,000 euros, at a nominal annual interest rate of 0.45%. The loan maturity is on 18 November 2018. The purpose of this loan is to finance in the short term the future purchase of the part of the Arapiles property that the Foundation does not yet own.

22/06/2018
M

Marta Salgado Bravo
Traductora
Intérprete jurada de inglés
Número 5188 MAEC

24. INVENTORY OF EQUITY ITEMS IN 2017 (INTANGIBLE FIXED ASSETS AND TANGIBLE FIXED ASSETS)

Inmo.	Descr.	Fecha compra	Valor Bruto		Amortización		VCN
			Inicial	Bajas	Dotación	Bajas	
			Inicial	Final	Inicial	Final	
1033	PROGRAMA INFORMÁTICO AGRESO	01/01/2002	22.732	22.732	(22.732)	(22.732)	-
1034	SYM ANTIVIRUS CORPORATE EDITION 8.0	11/02/2003	2.199	2.199	(2.199)	(2.199)	-
	SOPHOS CORPORATE CONNECT LICENCIA 2A SAV						
	DESKTOP						
1055	PROGRAMA INFORMÁTICO SAGA	20/01/2003	2.554	2.554	(2.554)	(2.554)	-
1177	24/11/2004	24/11/2004	13.433	13.433	(13.433)	(13.433)	-
1339	LICENCIAS OFFICE PRO 2003 WIN32	17/04/2006	1.959	1.959	(1.959)	(1.959)	-
1340	LICENCIAS OFFICE 2003 WIN32	17/04/2006	2.473	2.473	(2.473)	(2.473)	-
1341	LICENCIAS WINDOWS CAL 2003	17/04/2006	209	209	(209)	(209)	-
1342	LICENCIAS WINDOWS XP PROFESSIONAL	17/04/2006	3.540	3.540	(3.540)	(3.540)	-
1374	LICENCIAS SAV JUL'06-ENE'09	30/09/2006	4.910	4.910	(4.910)	(4.910)	-
1384	MS FRONTPAGE 2003 + PHOTOSHOP	29/11/2006	339	339	(339)	(339)	-
1580	INTRANET	30/04/2007	4.765	4.765	(4.765)	(4.765)	-
1581	SAGA	02/11/2007	3.154	3.154	(3.154)	(3.154)	-
1582	SPSS PROGRAMA DE ESTADISTICAS	01/01/2007	4.423	4.423	(4.423)	(4.423)	-
1583	CENTRALITA	24/09/2007	7.517	7.517	(7.517)	(7.517)	-
	ESTRUCTURA MODULAR PARA POZOS DE AGUA						
1675	(PATENTE)	27/03/2009	2.834	2.834	-	-	2.834
2257	ESMD00280: Licencia Atlas.ti 7 en propiedad	27/12/2013	1.174	1.174	-	-	1.174
	Total:		78.215	78.215	(74.207)	(74.207)	4.008
Inmovilizado Inmaterial			78.215	78.215	(74.207)	(74.207)	4.008
1000	PORTÁTIL DIRECCION GENERAL-OLIVIER LONGUE	01/03/2002	3.712	3.712	(3.712)	(3.712)	-
	SILLA RESPONSABLE DE GESTION-LUIS MANUEL GARCIA						
1001	23/05/2002	23/05/2002	101	101	(101)	(101)	-
1002	18/02/2002	18/02/2002	558	558	(558)	(558)	-
1003	IMPRESORA LOGISTICA-MARIA CARREÑO	19/02/2002	105	105	(105)	(105)	-
1004	IMPRESORA DELEGACION DE MADRID	19/02/2002	105	105	(105)	(105)	-
1005	IMPRESORA RRHH-ALFREDO LOPEZ	19/02/2002	105	105	(105)	(105)	-
	IMPRESORA AGUA Y SANEAMIENTO-ELISABETH LICTEVOUT						
1006	19/02/2002	19/02/2002	105	105	(105)	(105)	-
1007	IMPRESORA COLOR DIRECTOR FINANCIERO	25/02/2002	269	269	(269)	(269)	-
1008	PORTÁTIL DPTO. MARKETING	21/02/2002	1.784	1.784	(1.784)	(1.784)	-
1009	MONITOR MKT-EVA VALDES	30/01/2002	244	244	(244)	(244)	-
1010	ORDENADOR MKT-GUILLEMO GARCIA	03/01/2002	1.062	1.062	(1.062)	(1.062)	-
1011	SILLA RESPONSABLE DE SSGG-ALFREDO	30/10/2002	101	101	(101)	(101)	-
1012	SILLA DESK-TONI MARTINEZ-PIQUERAS	30/10/2002	101	101	(101)	(101)	-
1013	SILLA FIJA DESPACHO DIRECTOR OPERACIONES	30/10/2002	36	36	(36)	(36)	-
1014	PERCHERO DESPACHO DIRECTOR OPERACIONES	30/10/2002	11	11	(11)	(11)	-
1015	SILLA INFORMÁTICO	30/10/2002	100	100	(100)	(100)	-
1023	ORDENADOR Y MONITOR RRHH	26/09/2002	654	654	(654)	(654)	-
1024	ORDENADOR Y MONITOR RRHH	26/09/2002	654	654	(654)	(654)	-
1026	MESA REUNION PRENSA	13/11/2002	151	151	(151)	(151)	-
	CONJUNTO 4 SILLAS FIJAS PARA MESA REUNION PRENSA						
1027	13/11/2002	13/11/2002	117	117	(117)	(117)	-
1028	IMPRESORA RESPONSABLE AGUA Y SANEAMIENTO	20/11/2002	281	281	(281)	(281)	-
1031	SILLA DEPARTAMENTO LOGISTICA	29/01/2003	101	101	(101)	(101)	-
1032	SILLA DEPARTAMENTO LOGISTICA	29/01/2003	100	100	(100)	(100)	-
1034	SILLA GUILLERMO GARCIA-MKT	05/02/2003	101	101	(101)	(101)	-
1035	SILLA LAURA LEON-MKT	05/02/2003	101	101	(101)	(101)	-
1039	ORDENADOR DIRECTOR DE OPERACIONES	31/12/2002	621	621	(621)	(621)	-
	ORDENADOR Y MONITOR RESPONSABLE AGUA Y SANEAMIENTO						
1040	31/12/2002	31/12/2002	863	863	(863)	(863)	-
1041	31/12/2002	31/12/2002	782	782	(782)	(782)	-
	ORDENADOR Y MONITOR DIRECTOR TECNICO						

22/06/2018
3

Marta Salgado Bravo
Traductora
Intérprete jurada de Inglés
Número 5163 MAEC

Inmo.	Descr.	Fecha compra	Valor Bruto		Amortización		VCN
			Inicial	Bajas	Dotación	Bajas	
1042	ORDENADOR LOGISTICA	31/12/2002	621	-	621	(621)	(621)
1043	ORDENADOR ASISTENTE LOGISTICA	31/12/2002	621	-	621	(621)	(621)
1044	ORDENADOR Y OTROS COMPONENTES SERVIDOR MADRID	31/12/2002	2.912	-	2.912	(2.912)	(2.912)
1045	ORDENADOR Y MONITOR DIR. FINANCIERO	24/02/2003	777	-	777	(777)	(777)
1046	ORDENADOR DESK (TONI MARTINEZ-PIQUERAS)	04/11/2002	666	-	666	(666)	(666)
1047	ORDENADOR Y MONITOR CARMELO GALLARDO-SEG. ALIMENTA	15/03/2003	777	-	777	(777)	(777)
1048	SWITCH ETHERNET SGSW-2402 (SERVIDOR MADRID)	31/03/2003	1.675	-	1.675	(1.675)	(1.675)
1049	MAMPARA DESPACHO DIRECTOR OPERACIONES	20/03/2003	1.337	-	1.337	(1.337)	(1.337)
1050	IMPRESORA DELEGACION NAVARRA	28/01/2003	173	-	173	(173)	(173)
1051	ORDENADOR DELEGACION GALICIA	11/02/2003	1.151	-	1.151	(1.151)	(1.151)
1052	SAI APC 2200 VA XL (SERVIDOR MADRID)	04/04/2003	1.031	-	1.031	(1.031)	(1.031)
1053	IMPRESORA DEPARTAMENTO MARKETING (LAURA LEON)	18/12/2002	195	-	195	(195)	(195)
1056	SILLA GESTOR DE MISIONES (ELENA RONCAL)	19/02/2003	103	-	103	(103)	(103)
1057	SILLA DIRECTOR DE OPERACIONES	19/02/2003	104	-	104	(104)	(104)
1059	PORTATIL RESPONSABLE DELEGACIONES ST-1002	08/04/2003	1.846	-	1.846	(1.846)	(1.846)
1060	SILLA DEPARTAMENTO RRRH (MARTA) ST-1015	29/04/2003	104	-	104	(104)	(104)
1082	MESA GESTOR MISIONES (ESMERALDA)	25/02/2003	106	-	106	(106)	(106)
1083	BUC CAJON Y ARCHIVO GESTOR (ELENA RONCAL)	25/02/2003	108	-	108	(108)	(108)
1084	MESA DESPACHO PRACTICAS RRRH	25/02/2003	98	-	98	(98)	(98)
1085	BUC DE CAJON Y ARCHIVO CON RUEDAS OPERACIONES	25/02/2003	108	-	108	(108)	(108)
1086	SILLA GESTOR DE MISIONES (ESMERALDA)	02/04/2003	104	-	104	(104)	(104)
1087	BUC DE CAJON Y ARCHIVO CON RUEDAS SEG. ALIMENTARIA	12/05/2003	108	-	108	(108)	(108)
1088	ESTANTERIA DEPTO. SEG. ALIMENTARIA	12/05/2003	125	-	125	(125)	(125)
1089	MESA DEPTO. SEG. ALIMENTARIA	12/05/2003	98	-	98	(98)	(98)
1090	ESTANTERIAS OFICINA DELEGACION NAVARRA	21/01/2003	120	-	120	(120)	(120)
1092	MATERIAL DONADO POR SEINE (TANQUE)	30/04/2003	3.245	-	3.245	(3.245)	(3.245)
1095	MESA DEPTO. CONTABILIDAD (VOLUNTARIO)	19/11/2003	98	-	98	(98)	(98)
1096	SILLA DEPTO. CONTABILIDAD (VOLUNTARIO)	19/11/2003	104	-	104	(104)	(104)
1097	MUEBLE CON ESTANTERIA DPTO TECNICO	03/10/2003	128	-	128	(128)	(128)
1098	MUEBLE CON ESTANTERIA DPTO TECNICO	03/10/2003	156	-	156	(156)	(156)
1099	LAMPARA PINZA SS.GG	15/10/2003	146	-	146	(146)	(146)
1100	SILLA S BERNARTH (RRRH)	26/11/2003	104	-	104	(104)	(104)
1101	SILLA BELEN MARIN (ASISTENTE DE OPERACIONES)	12/12/2003	104	-	104	(104)	(104)
1102	ESTANTERIAS DELEGACION GALICIA	31/12/2003	283	-	283	(283)	(283)
1103	STANDS PARA DELEGACIONES	27/10/2003	3.765	-	3.765	(3.765)	(3.765)
1129	SILLA MARTA VALDES (SEG. ALIMENTARIA)	21/04/2004	104	-	104	(104)	(104)
1130	SILLA ALFONSO CALDERON (MARKETING)	06/04/2004	104	-	104	(104)	(104)
1131	BUC ALFONSO CALDERON (MARKETING)	30/06/2004	111	-	111	(111)	(111)
1132	CAMARA DIGITAL DPTO. COMUNICACION	16/01/2004	459	-	459	(459)	(459)
1136	ORDENADOR RESPONSABLE DE GESTION ST1194	14/06/2004	403	-	403	(403)	(403)
1137	SILLA DIRECTOR TECNICO	06/10/2004	103	-	103	(103)	(103)
1138	MONITOR ROBERT GOOD (RRRH)	29/10/2004	1.029	-	1.029	(1.029)	(1.029)
1139	ORDENADOR DELEGACION GALICIA	27/01/2004	999	-	999	(999)	(999)
1140	IMPRESORA ASISTENTE DE OPERACIONES	10/12/2004	80	-	80	(80)	(80)
1141	ESCANER GENERAL	10/12/2004	408	-	408	(408)	(408)
1142	PERSIANAS SEDE DE MADRID	23/11/2004	1.472	-	1.472	(1.472)	(1.472)
1178	IMPRESORA DPTO. LOGISTICO	07/07/2004	439	-	439	(439)	(439)
1179	IMPRESORA DPTO. AGUA Y SANEAMIENTO	07/07/2004	214	-	214	(214)	(214)

22/06/2018
M

Marta Salgado Bravo
Traductora
Intérprete jurada de inglés
Número 5188 MAEC

Inmo.	Descr.	Fecha compra	Valor Bruto		Amortización		VCN
			Inicial	Bajas	Dotación	Bajas	
1184	IMPRESORA LEONOR CALVO (RR.HH)	29/09/2005	392	-	(392)	-	(392)
1185	IMPRESORA AMADOR GOMEZ (DIR. TECNICO)	29/09/2005	392	-	(392)	-	(392)
1186	DVD-VIDEO	23/09/2005	339	-	(339)	-	(339)
1187	SILLA DPTO. NUTRICION	28/09/2005	114	-	(114)	-	(114)
1188	MESA DPTO. AGUA	28/09/2005	120	-	(120)	-	(120)
1189	MESA DPTO. AGUA	28/09/2005	120	-	(120)	-	(120)
1190	ESTANTERIA DPTO. AGUA	28/09/2005	171	-	(171)	-	(171)
1191	MESA DPTO. SEG. ALIMENTARIA	28/09/2005	120	-	(120)	-	(120)
1192	MESA DPTO. SEG. ALIMENTARIA	28/09/2005	120	-	(120)	-	(120)
1193	SILLA DPTO. SEG. ALIMENTARIA	28/09/2005	114	-	(114)	-	(114)
1194	SILLA DPTO. FORMACION	28/09/2005	114	-	(114)	-	(114)
1195	ESTANTERIA DPTO. FORMACION	28/09/2005	171	-	(171)	-	(171)
1196	MESA DPTO. DIR. TECNICO	28/09/2005	120	-	(120)	-	(120)
1197	MUEBLE F200 DPTO. DIR. TECNICO	28/09/2005	282	-	(282)	-	(282)
1198	SILLA DPTO. DIR. OPERACIONES	28/09/2005	114	-	(114)	-	(114)
1199	ESTANTERIA DPTO. RR. HH.	28/09/2005	171	-	(171)	-	(171)
1200	ORDENADOR PORTÁTIL + ACCESORIOS LOGISTICA (RJDM)	09/06/2005	1.029	-	(1.029)	-	(1.029)
1201	IMPRESORA DPTO. RR.HH.	26/05/2005	450	-	(450)	-	(450)
1202	VARIOS EQUIPOS INFORMATICOS	13/09/2005	469	-	(469)	-	(469)
1203	ORDENADOR RESP. FINANCIERO SEDE	30/08/2005	470	-	(470)	-	(470)
1204	ORDENADOR + ACCES DPT. FINANZAS SANDRA	30/08/2005	475	-	(475)	-	(475)
1205	ORDENADOR + ACCES DPTO. SS.GG.	31/08/2005	463	-	(463)	-	(463)
1206	ORDENADOR + ACCES DPTO. RR.HH.	30/08/2005	459	-	(459)	-	(459)
1207	SILLA SS-10G DPTO. OPERACIONES ERIC FORT	01/06/2005	114	-	(114)	-	(114)
1209	CENTRALITA ALCATEL OXOY	26/10/2005	5.356	-	(5.356)	-	(5.356)
1214	SILLA DIR. COMUNICACION	19/10/2005	114	-	(114)	-	(114)
1215	SILLA MARKETING	19/10/2005	114	-	(114)	-	(114)
1216	MESAS DPTO. FORMACION	19/10/2005	310	-	(310)	-	(310)
1217	MESA DPTO. RR.HH.	19/10/2005	255	-	(255)	-	(255)
1218	SILLAS DPTO. FORMACION	19/10/2005	342	-	(342)	-	(342)
1219	MOBILIARIO VARIO DPTO. FORMACION	19/10/2005	826	-	(826)	-	(826)
1220	MOBILIARIO VARIO DPTO. AGUA	19/10/2005	164	-	(164)	-	(164)
1221	SILLA DPTO. SEG. ALIMENTARIA	19/10/2005	114	-	(114)	-	(114)
1222	SILLA + VARIOS DPTO. OPERACIONES	19/10/2005	161	-	(161)	-	(161)
1223	MUEBLES VARIOS GENERALES	19/10/2005	304	-	(304)	-	(304)
1224	SILLAS USOS DIVERSOS	09/11/2005	691	-	(691)	-	(691)
1225	MESA SALA DE JUNTAS	09/11/2005	1.311	-	(1.311)	-	(1.311)
1226	SILLAS SALA DE JUNTAS	09/11/2005	518	-	(518)	-	(518)
1227	MOBILIARIO VARIO DPTO. RR. HH.	09/11/2005	265	-	(265)	-	(265)
1228	SILLAS CONTABILIDAD	18/11/2005	228	-	(228)	-	(228)
1229	MESA DIR. TECNICO	18/11/2005	188	-	(188)	-	(188)
1230	MUEBLES ROBERT GOOD (RR.HH)	12/04/2005	173	-	(173)	-	(173)
1231	MONITOR SS.GG.	28/04/2005	116	-	(116)	-	(116)
1232	MONITOR DPTO. AGUA Y SANEAMIENTO	28/04/2005	116	-	(116)	-	(116)
1233	EQUIPO XTREM Y MONITOR ROBERT GOOD (RR.HH)	07/04/2005	663	-	(663)	-	(663)
1234	EQUIPO XTREM Y MONITOR DPTO. INFORMATICA	07/04/2005	663	-	(663)	-	(663)
1235	PROYECTOR MITSUBISHI	21/11/2005	1.004	-	(1.004)	-	(1.004)
1236	EQUIPO INFORMATICO XTREM DPT. OPERACIONES	22/11/2005	516	-	(516)	-	(516)
1237	ORDENADORES DPTO. LOGISTICA	13/01/2005	2.076	-	(2.076)	-	(2.076)
1238	ORDENADOR DEL NAVARRA	01/04/2005	1.200	-	(1.200)	-	(1.200)
1239	ORDENADOR DPTO. MARKETING (ESMERALDA)	24/01/2005	728	-	(728)	-	(728)
1240	IMPRESORA DIRECCION GENERAL (OLIVIER)	14/01/2005	505	-	(505)	-	(505)

22/06/2018
M

Marta Salgado Bravo
Traductora
Intérprete jurada de inglés
Número 5188 MAEC

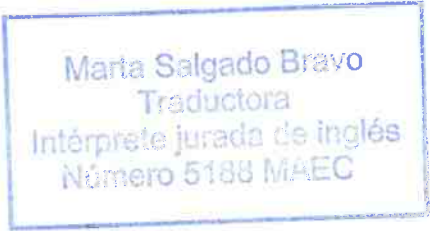
Inmo.	Descr.	Fecha compra	Valor Bruto		Amortización		VCN
			Inicial	Bajas	Dotación	Bajas	
1241	ORDENADOR SS.GG (MARTA LOPEZ)	14/01/2005	770	-	(770)	-	(770)
1243	ORDENADOR XTREM DPTO. AGUA	30/09/2005	536	-	(536)	-	(536)
1244	ORDENADOR SEG. ALIMENTARIA	30/09/2005	536	-	(536)	-	(536)
1245	EQUIPOS VARIOS	28/09/2005	23,108	-	(23,108)	-	(23,108)
1246	ORDENADOR XTREM DPTO. OPERACIONES	13/10/2005	509	-	(509)	-	(509)
1247	ORDENADOR DPTO. COMUNICACION	28/11/2005	500	-	(500)	-	(500)
1248	ORDENADOR DPTO. CONTABILIDAD	24/10/2005	509	-	(509)	-	(509)
1249	ORDENADOR DPTO. GESTION MISIONES	18/10/2005	644	-	(644)	-	(644)
1250	ORDENADOR DPTO. MARKETING	18/10/2005	644	-	(644)	-	(644)
1251	MESA Y SILLA AUDITOR INTERNO	23/11/2005	226	-	(226)	-	(226)
1252	MESA Y SILLA DPTO. OPERACIONES	23/11/2005	217	-	(217)	-	(217)
1253	MESA Y SILLA DPTO. SEG. ALIMENTARIA	23/11/2005	217	-	(217)	-	(217)
1254	MOBILIARIO DPTO. AGUA Y SANEAMIENTO	09/11/2005	117	-	(117)	-	(117)
1255	MESA Y SILLA DPTO. SS.GG.	19/01/2005	312	-	(312)	-	(312)
1261	IMPRESORA HP	17/01/2006	285	-	(285)	-	(285)
1262	Camara video Sony	04/08/2005	1,392	-	(1,392)	-	(1,392)
1263	ORDENADOR COMPLETO	23/03/2006	635	-	(635)	-	(635)
1264	ORDENADOR COMPLETO SS.GG.	29/03/2006	751	-	(751)	-	(751)
1333	ORDENADOR Y MONITOR (DIR.GEN)	21/03/2006	751	-	(751)	-	(751)
1334	ORDENADOR Y PANTALLA (DIR.FIN)	21/03/2006	751	-	(751)	-	(751)
1335	ORDENADOR Y PANTALLA	21/03/2006	751	-	(751)	-	(751)
1336	COMPLEMENTOS INFORMATICOS (DIR.GEN)	21/03/2006	510	-	(510)	-	(510)
1337	IMPRESORA HP LASERJET GEST. MISIONES	18/04/2006	246	-	(246)	-	(246)
1338	HP PORTÁTIL + ACCESORIOS	31/05/2006	1,396	-	(1,396)	-	(1,396)
1343	ORDENADOR FSC SCENIC -LOGISTICA-	24/02/2006	635	-	(635)	-	(635)
1344	MONITOR PHILIPS -LOGISTICA-	24/02/2006	117	-	(117)	-	(117)
1345	RACK 19 SERVER	28/02/2006	754	-	(754)	-	(754)
1346	TELEVISION 15 SAMSUNG	10/05/2006	369	-	(369)	-	(369)
1347	LECTOR DVD	10/05/2006	90	-	(90)	-	(90)
1348	BOMBA DE CALOR DPTO. INFORMATICA	01/05/2006	626	-	(626)	-	(626)
1349	BOMBA DE CALOR DPTO. COMUNICACION	01/05/2006	522	-	(522)	-	(522)
1350	MESA, SILLA + BUCK DPTO. CONTABILIDAD	09/02/2006	334	-	(334)	-	(334)
1351	ARCHIVADOR DPTO. CONTABILIDAD	25/01/2006	335	-	(335)	-	(335)
1352	MESA, SILLA + BUCK DPTO. INFORMATICA	09/02/2006	550	-	(550)	-	(550)
1353	PORTÁTIL + ACCESORIOS DPTO. AGUA	31/05/2006	1,508	-	(1,508)	-	(1,508)
1354	CAMARA VIDEO DEL GALICIA	13/05/2006	379	-	(379)	-	(379)
1355	TELEFONO SATELITE IRIDIUM (MEX TL)	27/06/2006	1,530	-	(1,530)	-	(1,530)
1356	ORDENADOR PORTÁTIL (MEX TIMOR)	14/07/2006	1,335	-	(1,335)	-	(1,335)
1357	ORDENADOR PORTÁTIL (MEX TIMOR)	14/07/2006	1,335	-	(1,335)	-	(1,335)
1358	IMPRESORA HP (MEX TIMOR)	14/07/2006	388	-	(388)	-	(388)
1359	ORDENADOR FIJO DELEGACIONES	04/08/2006	644	-	(644)	-	(644)
1361	ORDENADOR FIJO RRHH SEDE	08/08/2006	644	-	(644)	-	(644)
1362	ORDENADOR FIJO RRHH	02/08/2006	1,963	-	(1,963)	-	(1,963)
1364	IMPRESORA LASERJET HP SSSG	17/07/2006	1,140	-	(1,140)	-	(1,140)
1365	ARCHIVADOR Y BUCK DPTO. RR.HH.	19/09/2006	415	-	(415)	-	(415)
1366	BOMBA AIRE ACONDICIONADO DPTO. RR.HH.	01/10/2006	557	-	(557)	-	(557)
1368	ORDENADOR PORT. NUTRICION	03/04/2006	751	-	(751)	-	(751)
1370	ORDENADOR PORTÁTIL DELEG. NAVARRA	08/09/2006	1,377	-	(1,377)	-	(1,377)
1371	ARMARIO Y MESA DELEG. NAVARRA	30/08/2006	351	-	(351)	-	(351)
1372	MESA + ARCHIVADOR DPTO. FORMACION	30/05/2006	248	-	(248)	-	(248)
1373	MESA + CAJONERA DPTO. SALUD Y NUTRICION	30/05/2006	193	-	(193)	-	(193)
1378	ARCHIVADOR GRANDE DPTO. MARKETING	04/12/2006	122	-	(122)	-	(122)
1379	BUCK TRES CAJONES DPTO. SERVICIOS GENERALES	04/12/2006	237	-	(237)	-	(237)

22/06/2018
M

Marta Salgado Bravo
Traductora
Intérprete jurada de inglés
Número 5188 MAEC

Inmo.	Descr.	Fecha compra	Valor Bruto		Amortización		Final	VCN
			Inicial	Bajas	Dotación	Bajas		
1380	ORDENADOR DPTO. RR.HH.	01/01/2006	632	-	(632)	-	(632)	-
1381	ORDENADOR DPTO. DIR. COMUNICACION FINAL CUT STUDIO 5.1 (SOFTWARE EDICION DE VIDEO)	01/01/2006	632	-	(632)	-	(632)	-
1382	IMPRESORA LASERJET 1022N DPTO. PRENSA	05/12/2006	1.249	-	(1.249)	-	(1.249)	-
1383	HP SWITCH PROCURVE	20/10/2006	283	-	(283)	-	(283)	-
1385	HP STORAGEWORKS ULTRIUM	28/11/2006	757	-	(757)	-	(757)	-
1386	PC FUJITSU DPTO. AGUA	10/10/2006	1.573	-	(1.573)	-	(1.573)	-
1387	ORDENADOR PORTÁTIL + ACCESORIOS ESJGD	10/10/2006	630	-	(630)	-	(630)	-
1398	PORTÁTIL + ACCESORIOS DPTO. COMUNICACION	20/11/2006	1.335	-	(1.335)	-	(1.335)	-
1399	ORDENADOR PORTÁTIL HP DPTO. RR.HH.	12/12/2006	2.580	-	(2.580)	-	(2.580)	-
1400	ORDENADOR FUJITSU DPTO. MKT EMPRESAS	10/11/2006	913	-	(913)	-	(913)	-
1401	ORDENADOR PORTÁTIL (DIR. GEN)	04/01/2007	863	-	(863)	-	(863)	-
1402	2 PANTALLAS ORDENADOR 17" DEL BARCELONA	01/01/2006	1.322	-	(1.322)	-	(1.322)	-
1403	MOBILIARIO OFICINA NUEVA DEL BARCELONA	04/04/2007	291	-	(291)	-	(291)	-
1404	SHARP PHOTOCOPIER P1 (2006)	29/03/2007	5.142	-	(5.142)	-	(5.142)	-
1426	VEHICULO 2X4 NE (2006)	21/12/2006	-	-	-	-	-	-
1427	ORDENADOR COMPLETO RESP. SIDA	27/12/2006	-	-	-	-	-	-
1435	PANTALLA PLANA CONTA. MISIONES 1	28/12/2006	708	-	(708)	-	(708)	-
1436	PANTALLA PLANA CONTA. MISIONES 2	28/12/2006	182	-	(182)	-	(182)	-
1437	ORDENADOR CONTA. MISIONES 1	28/12/2006	182	-	(182)	-	(182)	-
1438	ORDENADOR CONTA. MISIONES 2	28/12/2006	708	-	(708)	-	(708)	-
1439	IMPRESORA LASERJET GEST. MISIONES	28/12/2006	708	-	(708)	-	(708)	-
1440	MONITOR MARKETING EMPRESAS	01/01/2007	703	-	(703)	-	(703)	-
1441	ORDENADOR PORTÁTIL 1-SAHEL (2006)	01/01/2007	280	-	(280)	-	(280)	-
1442	EQUIPOS TELEFONICA FIJA NUEVA DEL BARCELONA	10/01/2007	187	-	(187)	-	(187)	-
1443	SILLAS NUEVA DEL BARCELONA	19/09/2006	1.151	-	(1.151)	-	(1.151)	-
1444	VERSION 5 LE SHINX PLUS LICENCIA ESPAÑOLA	19/09/2006	1.151	-	(1.151)	-	(1.151)	-
1445	CENTRALITA TELENOVIS	13/04/2007	1.677	-	(1.677)	-	(1.677)	-
1446	SOUNDSTATION II EX EQ. AUDIOCONFERENCIA+KIT	06/06/2007	532	-	(532)	-	(532)	-
1447	MICROS	10/05/2007	280	-	(280)	-	(280)	-
1448	ORDENADOR PORTÁTIL DEL TOLEDO	30/04/2007	9.352	-	(9.352)	-	(9.352)	-
1449	MONITOR 21 DPTO. MKT EMPRESAS	17/05/2007	989	-	(989)	-	(989)	-
1450	ORDENADOR PORTÁTIL DEL BARCELONA	22/03/2007	1.052	-	(1.052)	-	(1.052)	-
1451	ORDENADOR FUJO FUJITSU	26/04/2007	719	-	(719)	-	(719)	-
1452	ORDENADOR BASICO DPTO. COMUNICACION	30/04/2007	913	-	(913)	-	(913)	-
1453	4 MONITORES PANTALLAS PLANAS DPTO. RR.HH.	19/04/2007	693	-	(693)	-	(693)	-
1454	IMPRESORA HP LASER JET 1022N DEL BARCELONA	02/05/2007	713	-	(713)	-	(713)	-
1455	IMPRESORA HP LASER JET P2015DN	21/05/2007	603	-	(603)	-	(603)	-
1456	TELEFONO SATELITE VSAT KEITA KANF-ELEC NE (2007)	25/05/2007	249	-	(249)	-	(249)	-
1457	ORDENADOR Y MONITOR (120 : LOGISTICA) 2007	13/02/2007	416	-	(416)	-	(416)	-
1506	DOS RUEDAS DT125 KEITA CFAO (NE/AH00)	16/04/2007	-	-	-	-	-	-
1513	DOS RUEDAS DT125 KEITA CFAO (NE/AH00)	29/08/2007	723	-	(723)	-	(723)	-
1514	DOS RUEDAS DT125 KEITA CFAO (NE/AH00)	29/08/2007	506	-	(506)	-	(506)	-
1533	ORDENADOR PORTÁTIL (CO/BA00)	24/07/2007	-	-	-	-	-	-
1534	ORDENADOR PORTÁTIL (CO/BA00)	24/07/2007	-	-	-	-	-	-
1535	ORDENADOR PROYECTO J1D	24/07/2007	-	-	-	-	-	-
1540	ORDENADOR PROYECTO J1D	26/09/2007	-	-	-	-	-	-
1541	ORDENADOR PROYECTO J1D	26/09/2007	-	-	-	-	-	-
1550	ORDENADOR PROYECTO J1D	21/11/2007	-	-	-	-	-	-
1551	ORDENADOR PROYECTO J1D	21/11/2007	-	-	-	-	-	-
1552	ORDENADOR PROYECTO J1D	21/11/2007	-	-	-	-	-	-

22/06/2018
M



Inmo.	Descr.	Fecha compra	Valor Bruto		Amortización		Final	VCN
			Inicial	Bajas	Inicial	Bajas		
1587	APC SMART UPS-SAI	31/05/2007	730	-	(730)	-	(730)	-
1588	ARMARIO RACK 5642 HP	01/08/2007	871	-	(871)	-	(871)	-
1589	LINDY SWITCH CPU P8	01/08/2007	232	-	(232)	-	(232)	-
1590	ORDENADOR PORTÁTIL DTOR.RRHH	20/12/2007	1.345	-	(1.345)	-	(1.345)	-
1591	EQUIPO ORDENADOR PORTÁTIL	28/12/2007	1.448	-	(1.448)	-	(1.448)	-
1592	ORDENADOR SENSIBILIZACION	04/12/2007	579	-	(579)	-	(579)	-
1593	PANTALLA SENSIBILIZACION	04/12/2007	182	-	(182)	-	(182)	-
1594	18 PANTALLA PLANA	08/11/2007	3.080	-	(3.080)	-	(3.080)	-
1595	APC BATERIA SMART	14/09/2007	259	-	(259)	-	(259)	-
1596	PANTALLA PLANA	06/08/2007	317	-	(317)	-	(317)	-
1597	MONITOR LOGISTICA	24/10/2007	177	-	(177)	-	(177)	-
1598	PORTÁTIL + GARENTIA	24/10/2007	959	-	(959)	-	(959)	-
1599	ORDENADOR CONTABILIDAD	08/11/2007	542	-	(542)	-	(542)	-
1600	PANTALLA PLANA	08/11/2007	177	-	(177)	-	(177)	-
1647	ESTANTERIAS ESMELUX	28/07/2008	1.821	-	(1.821)	-	(1.821)	-
1648	PC TORRE HP AUDITOR INTERNO	02/01/2008	625	-	(625)	-	(625)	-
1649	PC TORRE HP DESK AMERICA	02/01/2008	625	-	(625)	-	(625)	-
1650	PC TORRE HP DESK FUJITSU	21/02/2008	625	-	(625)	-	(625)	-
1651	PC TORRE HP SLM	02/01/2008	625	-	(625)	-	(625)	-
1652	PC TORRE HP LOGISTICA	24/01/2008	625	-	(625)	-	(625)	-
1653	SERVIDOR ACC PRLIANT DL 140	17/03/2008	1.872	-	(1.872)	-	(1.872)	-
1654	IMPRESORA MULTIFUNCION	10/05/2008	115	-	(115)	-	(115)	-
1655	1/2 ORDENADOR FUJITSU	13/05/2008	252	-	(252)	-	(252)	-
1656	PC TORRE DIRECTOR RECINICO	02/01/2008	625	-	(625)	-	(625)	-
1658	PC TORRE DIRECTOR HYDRO	02/01/2008	625	-	(625)	-	(625)	-
1659	IMPRESORA DE SELECCION	15/01/2008	364	-	(364)	-	(364)	-
1660	ORDENADOR TECNICO SELECCION	18/03/2008	517	-	(517)	-	(517)	-
1662	IMPRESORA MULTIFUNCION	10/05/2008	115	-	(115)	-	(115)	-
1663	1/2 ORDENADOR FUJITSU	13/05/2008	252	-	(252)	-	(252)	-
1664	PROYECTOR EPSON	10/05/2008	755	-	(755)	-	(755)	-
1665	PC TORRE DIRECTOR FIN	02/01/2008	625	-	(625)	-	(625)	-
1666	NEXTEL ENGINEERING GST 1852	18/03/2008	517	-	(517)	-	(517)	-
1667	PROYECTOR EMP X5 SSGG	25/01/2008	702	-	(702)	-	(702)	-
1668	SCANNER SSGG	25/01/2008	75	-	(75)	-	(75)	-
1669	PROYECTOR SETRVICIOS GENERALES	09/01/2008	674	-	(674)	-	(674)	-
1670	IMPRESORA LASER COLOR	19/06/2008	869	-	(869)	-	(869)	-
1671	PROYECTOR EPSON EMP X5	09/04/2008	674	-	(674)	-	(674)	-
1672	CAMARA VIDEO SONY DCRSR190E	09/04/2008	650	-	(650)	-	(650)	-
1673	FUJITSU ESPRIMO	10/05/2008	503	-	(503)	-	(503)	-
1674	PANTALLA TECNICO SELECCION	18/03/2008	168	-	(168)	-	(168)	-
2021	LAPTOP COMPUTER OF/LAP/MRZ1/Q/015	07/04/2010	-	-	-	-	-	-
2025	Teléfono Spiker Uno Class blanco	04/03/2010	44	-	(44)	-	(44)	-
2026	Teléfono Spiker Uno Class blanco	04/03/2010	44	-	(44)	-	(44)	-
2027	Teléfono Spiker Uno Class blanco	04/03/2010	44	-	(44)	-	(44)	-
2028	Teléfono Spiker Uno Class blanco	04/03/2010	44	-	(44)	-	(44)	-
2029	Teléfono Spiker Uno Class blanco	04/03/2010	44	-	(44)	-	(44)	-
2030	torre Fujitsu ESPRIMO P2540 E7500 Maite C., care pack, pantalla LCD, portes	19/05/2010	796	-	(796)	-	(796)	-
2031	torre Fujitsu ESPRIMO P2540 voluntario marketing, portes, care pack, pantalla LCD panorámica L20T-1 ECO	19/05/2010	796	-	(796)	-	(796)	-
2032	torre Fujitsu ESPRIMO P2540 Vincent S., care pack, pantalla, escritorio, cascos, altavoces	24/05/2010	838	-	(838)	-	(838)	-
2033	torre Fujitsu ESPRIMO P2540 Fernando S. care pack,	24/05/2010	806	-	(806)	-	(806)	-

22/06/2018
M

Marta Salgado Bravo
Traductora
Intérprete jurada de inglés
Número 5188 MAEC

Ítemo.	Descr.	Fecha compra	Valor Bruto		Amortización		Final	VCN
			Inicial	Bajas	Dotación	Bajas		
2034	pantalla LCD, portés portátil Compaq 610 C2D, kit escritorio	19/05/2010	518	-	518	(518)	-	(518)
2035	pantalla 42 Plasma Hd ready con conector VGA sala	06/04/2010	730	-	730	(730)	-	(730)
2036	videoconferencia disco duro WD passport essential 320 Gb USB, plata torre ordenador Fujitsu ESPRIMO P2540 Nutrición Elisa D., care pack, portés	03/08/2010	101	-	101	(101)	-	(101)
2037	pantalla ordenador Philips LCD 19 Alessandra F.	06/09/2010	783	-	783	(783)	-	(783)
2038	torre Fujitsu P2560 Ania D. F., care pack, pantalla	06/09/2010	106	-	106	(106)	-	(106)
2039	torre Fujitsu P2540 Pablo T., care pack, pantalla LCD	24/09/2010	737	-	737	(737)	-	(737)
2040	torre Fujitsu P2560 Rafael D. P., care pack, pantalla LCD	24/09/2010	737	-	737	(737)	-	(737)
2041	Teléfono Alcatel Spiker Uno Class Elisa D.	24/09/2010	744	-	744	(744)	-	(744)
2042	Teléfono Alcatel Spiker Uno Class Pablo T.	29/09/2010	40	-	40	(40)	-	(40)
2043	Teléfono Alcatel Spiker Uno Class	07/10/2010	40	-	40	(40)	-	(40)
2044	Teléfono Alcatel Spiker Uno Class	29/09/2010	40	-	40	(40)	-	(40)
2045	Teléfono Alcatel Spiker Uno Class	29/09/2010	40	-	40	(40)	-	(40)
2046	Teléfono Alcatel Spiker Uno Class	29/09/2010	40	-	40	(40)	-	(40)
2052	torre ordenador de mesa	16/12/2010	605	-	605	(605)	-	(605)
2053	torre ordenador de sobremesa	16/12/2010	605	-	605	(605)	-	(605)
2054	torre ESPRIMO P2760 y pantalla LED 19	20/01/2011	706	-	706	(706)	-	(706)
2055	ST-2296 ref. doss compra: ESMD00008 torre, care pack Natalie OPE	04/03/2011	691	-	691	(691)	-	(691)
2056	ST-2299 ESMD00010 torre, care pack y pantalla Carmen D. SSGG	04/03/2011	691	-	691	(691)	-	(691)
2070	ESMD00023 ST-2315 licencias Karspersky ACF-España							
2071	2011-13 movil SAMSUNG E1151 AZUL 647230163	05/05/2011	1.147	-	1.147	(1.147)	-	(1.147)
2072	ST-2314 ESMD00022 3 baterías repuesto servidores Alejandro	04/05/2011	19	-	19	(19)	-	(19)
2073	ESMD00027 ST-2324 torre Olivier y tarjeta gráfica doble salida monitor	11/05/2011	712	-	712	(712)	-	(712)
2074	ST-2330 ESMD00031 portátil Olivier HP 5320 y carepack 3 años	31/05/2011	523	-	523	(523)	-	(523)
2092	ST-2342 ESMD00035 torre Gonzalo	20/06/2011	822	-	822	(822)	-	(822)
2093	ST-2335 ESMD00035 torre TIC	10/08/2011	415	-	415	(415)	-	(415)
2094	ST-2353 ESMD00045 torre Roberta (RRHH)	10/08/2011	415	-	415	(415)	-	(415)
2095	ST-2352 ESMD00044 torre Elena	31/08/2011	403	-	403	(403)	-	(403)
2096	ST-2358 ESMD00050 torre Raphaël	30/08/2011	403	-	403	(403)	-	(403)
2097	ST-2359 ESMD00050 torre Amador	16/09/2011	412	-	412	(412)	-	(412)
2098	ST-2363 ESMD00051 kit portátil Frédéric Ham	16/09/2011	412	-	412	(412)	-	(412)
2099	ST-2367 torre Mathias	28/09/2011	1.357	-	1.357	(1.357)	-	(1.357)
2100	ST-2369 ESMD00054 kit portátil prensa	28/09/2011	419	-	419	(419)	-	(419)
2101	ST-2370 ESMD00054 torre marketing	30/09/2011	917	-	917	(917)	-	(917)
2102	ST-2376 ESMD00059 kit sobremesa (torre y pantalla)	30/09/2011	396	-	396	(396)	-	(396)
2104	ST-2337 ESMD00034 antivirus Karspersky para servidores carepack Finanzas	25/10/2011	490	-	490	(490)	-	(490)
2105	ST-2381 ESMD00063. 1 Torre Fujitsu Esprimo P2560 + carepack Finanzas	27/06/2011	496	-	496	(496)	-	(496)
2106	ST-2381 ESMD00063. 1 Torre Fujitsu Esprimo P2560 + carepack Finanzas	29/11/2011	447	-	447	(447)	-	(447)
2107	ST-2382 ESMD00063. 1 Torre Fujitsu Esprimo P2560 + carepack Auditoria Interna	29/11/2011	447	-	447	(447)	-	(447)
2108	ST-2383 ESMD00063. 1 Torre Fujitsu Esprimo P2560 + carepack Logística-Misiones	29/11/2011	447	-	447	(447)	-	(447)
2109	ST-2386 ESMD00063. 1 Torre Fujitsu Esprimo P2560 + carepack Operaciones	29/11/2011	447	-	447	(447)	-	(447)

22/06/2018
M

Marta Salgado Bravo
Traductora
Intérprete jurada de inglés
Número 5188 MAEC

Inmo.	Descr.	Fecha compra	Valor Bruto		Amortización		Final	VCN
			Inicial	Bajas	Dotación	Bajas		
2110	ST-2387 ESMD00063.1 Torre Fujitsu Esprimo P2560 + carepack RRRH	29/11/2011	447	-	(447)	-	(447)	-
2111	ST-2391 ESMD00066.1 Kit Portatil HP Probook 5330 m + Carepack - Comunicación	21/11/2011	826	-	(826)	-	(826)	-
2112	ST-2386 ESMD00063 Kit Portatil HP Probook 6360 b (carepack, mochila, teclado, cargador de viaje) - Operaciones	23/12/2011	1.018	-	(1.018)	-	(1.018)	-
2113	ST-2390 ESMD00066 Torre Fujitsu Esprimo P2560 + carepack - Comunicación	12/12/2011	447	-	(447)	-	(447)	-
2114	ST-2400 ESMD00076 Kit Portatil HP Probook 6360b (mochila, carepack) - Comunicación	16/12/2011	899	-	(899)	-	(899)	-
2115	ST-2405 ESMD00077 Kit HP ProBook 5330m (care-pack, USB-DVD)	30/12/2011	912	-	(912)	-	(912)	-
2116	ST-2397 ESMD00073.3 Kit Portatil Toshiba + carepack - TIC	30/12/2011	1.160	-	(1.160)	-	(1.160)	-
2120	Torre Marysa Fujitsu Esprimo P400, G620 Señal Nº=YLCM071718 con extensión de garantía+ monitor Philips191V2SB	13/03/2012	550	-	(550)	-	(550)	-
2121	Torre Pablo Alcalde Esprimo P400 core-i5 Serial NºYLCM111646 con extensión de garantía + tarjeta gráfica GV-N210D3-TGI	13/03/2012	698	-	(698)	-	(698)	-
2122	Ordenador portatil HP Probook 6360b con care pack - Vincent Stehli - ESMD00087	22/03/2012	917	-	(917)	-	(917)	-
2123	ST-2418 Torre ESPRIMO P400 + Care pack + Monitor Samsung Sync Master - Departamento Auditoria Interna	22/03/2012	1.027	-	(1.027)	-	(1.027)	-
2125	ST-2421 Torre ESPRIMO P400 + care pack - Departamento Selección	22/03/2012	431	-	(431)	-	(431)	-
2126	ST-2425 ESMD00090 Torre Esprimo P400 con care pack - Serial Number:YLCM071853	15/03/2012	431	-	(431)	-	(431)	-
2127	ST-2425 ESMD00090 Torre Esprimo P400 con care pack - Serial Number:YLCM071855	15/03/2012	431	-	(431)	-	(431)	-
2134	Rackmount firewall	21/11/2011	528	-	(528)	-	(528)	-
2135	Rackmount firewall	21/11/2011	528	-	(528)	-	(528)	-
2137	Servidor informatico (Servidor HP Proliant DL385 + HP Top Ultrium 3000 + kit procesador HP AMD 6136)	02/04/2012	5.607	-	(5.607)	-	(5.607)	-
2138	Torre ordenador Esprimo P400 con care pack (Audren Ragoh) - Serial Number: YLCM078780 - ESMD00110	23/04/2012	469	-	(469)	-	(469)	-
2142	ST-2468 ESMD00119 Torre Fujitsu ESPRIMO P400 + care pack, Alejandra Prado	28/06/2012	427	-	(427)	-	(427)	-
2143	ST-2473 ESMD00119 Torre Fujitsu ESPRIMO P400 + care pack + pantalla Philips Monitor190S1SB_Maria Perez Negro	28/06/2012	536	-	(536)	-	(536)	-
2144	ST-2472 ESMD00119 Ordenador Portatil HP Probook 6360b + care pack + base de expansión 90W_Gemma Boda	28/06/2012	1.024	-	(1.024)	-	(1.024)	-
2155	ST-2515_ESMD00149.1: HP Portatil Probook 6360b i5-2450M con care pack - Para Desks. Serial Number: 2CE2373PHJ	31/10/2012	931	-	(931)	-	(931)	-
2156	ST-2515_ESMD00149.1: Ordenador portatil HP Probook 6360b i5-2450M con care pack - Para Desks - Serial Number:2CE2373PJ2	31/10/2012	931	-	(931)	-	(931)	-
2157	ST-2519_ESMD00154: Kit desktop (torre + care pack + monitor) - Julien Jacob	30/11/2012	558	-	(558)	-	(558)	-

22/06/2018
M

Marta Salgado Bravo
Traductora
Intérprete jurada de inglés
Número 5188 MAEC

Inmo.	Descr.	Fecha compra		Valor Bruto		Amortización		VCN
		Inicial	Final	Alta	Bajas	Dotación	Bajas	
2169	ST-2537_ESMD00170.1: Kit ordenador de mesa (torre Fujitsu Espirimo P400 + Care pack + Monitor) - Departamento Marketing	536		-	-			
2170	ST-2537_ESMD00170.1: Kit ordenador de mesa (torre Fujitsu Espirimo P400 + Care pack + Monitor) - Departamento Marketing	536		-	-			
2171	ST-2526_ESMD00170.1: Kit ordenador de mesa (torre Fujitsu Espirimo P400 + care pack + monitor) - Leonor Calvo	536		-	-			
2172	ST-2536_ESMD00170.1: Kit ordenador de mesa (torre Fujitsu Espirimo P400 + care pack + monitor) - Fernando Sevillano	589		-	-			
2173	ST-2540_ESMD00170.1: Kit ordenador de mesa (torre Fujitsu Espirimo P400 + care pack + monitor) - María Estechea	483		-	-			
2174	ST-2542_ESMD00170.1: Portátil HP Probook 6470b i5-3210M + care pack - Departamento finanzas	1.753		-	-			
2176	ST-2524_ESMD00170.1: Kit ordenador portátil (HP Probook 6470b i5-3210M + care pack + maletín con ruedas + docking station HP 2012) - Luis Gonzalez	1.070		-	-			
2177	Obras de acondicionamiento C/Duque de Sevilla 3	156.457		-	-			
2178	Mobiliario C/Duque de Sevilla 3	6.677		-	-			
2179	Mobiliario C/Duque de Sevilla 3	98.540		-	-			
2212	APLICACIONES INFORMATICAS (EX FLV)	3.376		-	-			
2235	MOBILIARIO DR. ZAMENHOFF	30.126		-	-			
2236	INMG. MATERIAL (VARIOS FLV)	43.825		-	-			
2237	ST-2667: Kit ordenador sobre mesa: Torre Fujitsu Espirimo P400 + Care pack 3 años + Pantalla Philips - Departamento Selección	688		-	-			
2238	ST-2671: Kit ordenador sobre mesa: Torre Fujitsu Espirimo P400 + Care pack 3 años + Pantalla Philips - Departamento Formación	688		-	-			
2239	ST-2674: Kit ordenador sobremesa torre Fujitsu P400 + care pack 3 años + Pantalla Philips - Departamento Finanzas - Contabilidad	688		-	-			
2240	ST-2674: Kit ordenador sobremesa torre Fujitsu P400 + care pack 3 años + Pantalla Philips - Departamento Finanzas - Contabilidad	692		-	-			
2242	ST-2703_ESMD00253.1: Portátil HP Probook 430 G1 + care pack 3 años extensión garantía - Departamento Operaciones - Ana Martín	792		-	-			
2261	ESMD00261.1: Ordenador portátil HP Probook 430 G1 + extensión garantía 3 años - Departamento Formación - Leonor Calvo	690		-	-			
2308	Torres Fujitsu P410, i3-3220, 4GB, 1000GB	558		-	-			
2310	Torres Fujitsu P410, i3-3220, 4GB, 1000GB	558		-	-			
2311	ESMD00284.1: Torre Fujitsu Espirimo P410 Intel C13 - 3220 + Extensión garantía 3 años - Departamento Técnico	605		-	-			
2312	ESMD00284.1: Torre Fujitsu Espirimo P410 Intel C13 - 3220 + Extensión garantía 3 años - Departamento Técnico	605		-	-			
2313	ESMD00284: Kit Sobremesa: Torre Fujitsu Espirimo P410 Intel C13 - 3220 + extensión garantía 3 años + pantalla Philips 193V5LSB2 - Departamento Técnico	686		-	-			

22/06/2018
M

Marta Salgado Bravo
Traductora
Intérprete jurada de inglés
Número 5186 MAEC

Ítemo.	Descr.	Fecha compra	Valor Bruto		Amortización		Final	VCN
			Inicial	Bajas	Dotación	Bajas		
2314	ESMD00284: Kit sobremesa: Torre Fujitsu Espirimo P410 + extensión garantía 3 años + pantalla Philips 193V5LSB2 - Departamento técnico	31/01/2014	686	-	(605)	-	(605)	81
2315	ESMD00284.1: Torre Fujitsu Espirimo P410 ci3-3220 + extensión garantía 3 años - Departamento Logística Operacional	31/01/2014	605	-	(605)	-	(605)	-
2316	ESMD00289: Ordenador Portatil HP Probook 430 G1 + extensión garantía 3 años - Delegación Aragón	28/02/2014	740	-	(740)	-	(740)	-
2317	ESMD00289: Torre Fujitsu P420 + extensión de garantía - Departamento DASE	28/02/2014	579	-	(579)	-	(579)	-
2318	ESMD00289: Torre Fujitsu P420 + extensión de garantía - Departamento DASE	28/02/2014	579	-	(579)	-	(579)	-
2319	ESMD00289: Kit sobremesa (Torre Fujitsu P420 + extensión de garantía + pantalla Philips) - Departamento DASE	28/02/2014	660	-	(660)	-	(660)	-
2320	ESMD00289: Ordenador portátil HP Probook 430 G1 + extensión garantía 3 años - Departamento DASE	28/02/2014	740	-	(740)	-	(740)	-
2321	ESMD00289: Ordenador portatil HP Probook 430 G1 + extensión garantía 3 años - Departamento DASE	28/02/2014	740	-	(740)	-	(740)	-
2322	Portatil HP 430 G1 + extensión de garantía - Departamento Logística (Proveniente de Stock Madrid 300004)	26/02/2014	740	-	(740)	-	(740)	-
2323	Portatil HP 430 G1 + extensión garantía 3 años - Departamento Logística (proveniente de Stock Madrid 300004)	26/02/2014	740	-	(740)	-	(740)	-
2324	Portatil HP Probook 430 G1 + extensión garantía 3 años - Departamento Recursos Humanos (Proveniente de stock Madrid 300004)	26/02/2014	740	-	(740)	-	(740)	-
2325	Portatil HP Probook 430 G1 + extensión garantía 3 años - Departamento Recursos Humanos (Proveniente de Stock Madrid 300004)	26/02/2014	740	-	(740)	-	(740)	-
2326	ESMD00296.1: Portatil HP Probook + extensión garantía 3 años - Departamento Logística	01/04/2014	728	-	(728)	-	(728)	-
2327	ESMD00296.1: Portatil HP 430 G1 + extensión de garantía 3 años - Departamento Logística	01/04/2014	728	-	(728)	-	(728)	-
2328	ESMD00296.1: Portatil HP Probook 430 G1 + extensión de garantía 3 años - Departamento Operaciones - Alvaro Pascual	01/04/2014	728	-	(728)	-	(728)	-
2329	Kit sobremesa: Torre Fujitsu P420 + extensión garantía 3 años + pantalla Philips - Departamento Técnico (Proveniente de Stock Madrid cuentas 300001 y 300004)	23/03/2014	579	-	(579)	-	(579)	-
2330	Portatil HP Probook 430 G1 + extensión de garantía 3 años - Departamento Operaciones (proveniente de Stock Madrid cuenta 300004)	31/03/2014	728	-	(728)	-	(728)	-
2331	SI-2784_ESMD00298: HP Pro 3520 AIO PC (desktop) + care pack 3 años - Sala Reunión Bidegain	27/03/2014	593	-	(593)	-	(593)	-
2332	SI-2787_ESMD00298.1: HP Pavilion Touch smart 11-E099SS + care pack 3 años	26/03/2014	525	-	(525)	-	(525)	-
2333	SI-2787_ESMD00298.1: HP Pavilion Touch Smart 11-E099SS + care pack 3 años	26/03/2014	525	-	(525)	-	(525)	-
2334	SI-2813_ESMD00311.1: HP Portatil Probook 430G1 + extensión de garantía 3 años - Departamento Comunicación	27/05/2014	727	-	(727)	-	(727)	-
2335	SI-2813_ESMD00311.1: HP Portatil Probook 430 G1 + extensión de garantía 3 años - Departamento Comunicación	27/05/2014	727	-	(727)	-	(727)	-

22/06/2018
M

Marta Salgado Bravo
Traductora
Intérprete jurada de inglés
Número 5188 MAEC

Inmo.	Descr.	Fecha compra	Valor Bruto		Amortización		Final	VCN
			Inicial	Bajas	Dotación	Bajas		
2336	extensión de garantía 3 años - Departamento de comunicación Kit sobremesa: Torre Fujitsu P400 + extensión garantía 3 años + pantalla Philips - Alfonso Calderón (Proveniente de stock Madrid 3000004)	07/04/2014	660	-	660	(660)	(660)	-
2337	Kit portatil: Portatil HP Probook + extensión garantía 3 años + pantalla Philips - Elena Alonso (Proveniente de Stock Madrid cuenta 3000004)	16/04/2014	808	-	808	(808)	(808)	-
2338	Ordenador portatil HP Probook 430G1 + extensión garantía 3 años - Fernando Sevillano (Proveniente de stock Madrid cuenta 3000004)	16/04/2014	728	-	728	(728)	(728)	-
2339	Portatil HP Probook 430 G1 + extensión garantía 3 años - Departamento marketing	16/04/2014	728	-	728	(728)	(728)	-
2340	Torre Fujitsu Esprimo P 400 + extensión garantía 3 años - Departamento marketing (Proveniente de stock Madrid cuenta 3000004)	28/04/2014	579	-	579	(579)	(579)	-
2341	Portatil HP Probook 430 G1 + care pack 3 años garantía - Departamento Formación (proveniente Stock Madrid, cuenta 3000004)	01/07/2014	727	-	727	(727)	(727)	-
2342	Kit portatil : HP Probook 430 G2 + extensión garantía 3 años + pantalla Philips 193V4LSB2 - Delegación Sevilla, departamento DASE (proveniente de stock Madrid, cuenta 3000004)	08/09/2014	804	-	804	(804)	(804)	-
2343	Kit portatil: Portatil HP Probook 430 G2 + extensión garantía 3 años + pantalla Philips 193V4LSB2 - Delegación Sevilla, departamento DASE (proveniente de stock Madrid, cuenta 3000004)	08/09/2014	804	-	804	(804)	(804)	-
2344	Finanzas, gestión misiones (proveniente de stock Madrid, cuenta 3000004)	08/09/2014	804	-	804	(804)	(804)	-
2345	ST-2848_ESMD00324.1: Ordenador portatil HP Probook 250 G2 Notebook PC + care pack 3 años garantía - Departamento formación	08/09/2014	563	-	563	(563)	(563)	-
2346	ST-2904_ESMD00369: Torre Esprimo P420 Core i5-4440 4GB + care pack 3 años, Jairo Llorente, departamento TIC	04/11/2014	722	-	722	(722)	(722)	-
2347	ST-2893_ESMD00362.1: Torre Esprimo P420 Core i7 8GB 1TB con NVIDIA GeForce 605 DisplayPort 1GB y 8GB DDR3 + care pack 3 años, Departamento Marketing Digital	13/11/2014	908	-	908	(908)	(908)	-
2348	ST-2932_ESMD00378.1: Portatil HP 430 i5 + care pack 3 años - Departamento TIC - Portatil para viajes	01/12/2014	721	-	721	(721)	(721)	-
2349	ST-2932_ESMD00378.1: Portatil HP 430 - i5 + care pack 3 años - Departamento TIC - Portatil para viajes	01/12/2014	721	-	721	(721)	(721)	-
2350	Torre Fujitsu Esprimo P420 C13 - 3220 + extensión garantía 3 años - Departamento Comunicación - Nuria Berro (Proveniente de Stock Madrid, cuenta 3000004)	23/10/2014	579	-	579	(579)	(579)	-
2352	Portatil HP Probook 430 G2 + extensión de garantía 3 años - Departamento Comunicación - Alicia García (Proveniente de Stock Madrid, cuenta 3000004)	23/10/2014	697	-	697	(697)	(697)	-
2353	Portatil HP Probook 430 G2 + extensión de garantía 3 años - Departamento Comunicación - Alicia García (Proveniente de Stock Madrid, cuenta 3000004)	23/10/2014	697	-	697	(697)	(697)	-
2354	Portatil HP Probook 430 G2 + extensión de garantía 3 años - Departamento Comunicación - Para emergencias (Proveniente de Stock Madrid, cuenta 3000004)	06/11/2014	697	-	697	(697)	(697)	-

22/06/2018
M

Maria Salgado Bravo
Traductora
Intérprete jurada de inglés
Número 5188 MAEC

Inmco.	Descr.	Fecha compra		Valor Bruto		Amortización		Final	VCN
		Inicial	Final	Alta	Bajas	Dotación	Bajas		
2355	Departamento DASE - Luis Gonzalez (Proveniente de Stock Madrid, cuenta 3000004)	579	-	-	-	(579)	-	(579)	-
5000	Torre Fujitsu Espirimo P420 C13-3220 + extensión garantía 3 años - Departamento TIC (Proveniente de Stock Madrid, cuenta 3000004)	(2.360)	(2.360)	-	-	(6.391)	-	(6.391)	(8.751)
-4245	Falta Descr.	23	-	-	-	(23)	-	(23)	-
BOAOF0013	MOBILE PHONE CO/OTH/NEZZIA/1073	1,192	1,192	-	-	(1,192)	-	(1,192)	-
COAOF0009	Equipolaptop-OfficeHome	793	-	-	-	(793)	-	(793)	-
COAOF0013	PuestodeTrabajoenL	601	-	-	-	(601)	-	(601)	-
COAVE0014	Camioneta	34.688	-	-	-	(19.477)	(8.672)	(28.149)	6.539
CORVE0019		-	-	-	-	-	-	-	-
GNALO0032	Grupe Electrogene Olympian GEP9 5-2 INSO	12.151	-	-	-	(11.813)	-	(11.813)	338
GNALO0043	générateur	11.542	-	-	-	(11.542)	-	(11.542)	-
GNAOF0029	Ordinateur de Bureau HP Pro 3500 MT	4.469	-	-	-	(894)	-	(894)	3.575
GNAOF0030	ACTIVATION-AOAF0030 Ordinateur de Bureau HP Pro 3500 MT CZC2407YZK	559	-	-	-	(894)	-	(894)	(335)
GNAOF0031	ACTIVATION-AOAF0031 Ordinateur de Bureau HP Pro 3500 MT - CZC2407YYW	559	-	-	-	(894)	-	(894)	(335)
GNAOF0044	ESMD00177: HP Probook 6570B + care pack - Serial number: 5CB30318BK	995	-	-	-	(995)	-	(995)	-
GNAOF0045	ESMD00177: HP Probook 6570B + care pack - Serial number: 5CB30318BK	995	-	-	-	(995)	-	(995)	-
GNAVE0021	Toyota land Cruiser	-	-	-	-	-	-	-	76
GNAVE0022	Moto	-	-	-	-	-	-	-	-
GNAVE0023	Moto	-	-	-	-	76	-	76	-
GNAVE0024	Moto	-	-	-	-	-	-	-	-
GNAVE0025	Moto	-	-	-	-	-	-	-	76
GNAVE0026	Moto	-	-	-	-	-	-	-	76
GNAVE0027	Moto	-	-	-	-	-	-	-	-
GNAVE0028	Moto	-	-	-	-	-	-	-	-
GTAVE0001	COCHE	20.987	-	20.987	-	(20.987)	-	-	-
GTAVE0002	COCHE	19.498	-	19.498	-	(19.498)	-	-	-
GTAVE0003	vehículo 4x4 doble cabina	17.860	-	-	-	(17.860)	(1.488)	(17.860)	-
MLALO0001	Generateur Bureau LOENEMLBK0051234	19.498	-	-	-	(16.372)	(2.114)	(7.897)	(1.555)
MLALO0025	Climatiseur Bureau	6.342	-	-	-	(5.783)	-	(3.156)	-
MLALO0026	Achat generateur 9.5KVA pour bureau	3.156	-	-	-	(3.156)	-	(3.156)	-
MLALO0027	Generateur Bureau BKO 30 KVA	3.811	-	-	-	(3.811)	-	(3.811)	-
MIRAVE0001	ESMD00248:Vehiculo Toyota Landi	6.342	-	-	-	(6.342)	-	(6.342)	-
MIRAVE0002	ESMD00248:Vehiculo Toyota Landi	29.590	-	-	-	(22.991)	(6.599)	(29.590)	(70)
MIRAVE0003	ESMD00248:Vehiculo Toyota Landi	29.590	-	-	-	(22.991)	(6.669)	(29.660)	(70)
MIRAVE0004	ESMD00248:Vehiculo Toyota Landi	29.590	-	-	-	(22.991)	(6.669)	(29.660)	(70)
MIRAVE0071	peugeot HTTC	12.170	-	-	-	(12.170)	-	(12.170)	-
MIRAVE0072	Toyota Land Cruiser Hard Top	29.872	-	-	-	(27.776)	(1.826)	(29.601)	271
MIRAVE0073	vehicule 4x4 mutshi L 200	29.032	-	-	-	(3.978)	-	(3.978)	11.935
MIRAVE0074	Activation AVE0074 (2194) vehicule 4x4 mutshi L 200 (24)	3.978	-	-	-	(3.978)	-	(3.978)	-
MIRAVE0075	Activation AVE0076 (2194) vehicule 4x4 mutshi L 200 (44)	7.957	-	-	-	(5.140)	-	(5.140)	2.817
NEALO0049	Grupe électrogène	11.547	-	-	-	(10.264)	(321)	(10.585)	962
NEALO0050	Grupe électrogène	11.547	-	-	-	(10.906)	(321)	(11.226)	321
NEALO0051	Grupe électrogène	11.547	-	-	-	(10.906)	(321)	(11.226)	321
NEAOF0008	Scanner pour archiviste FOTHNENI00558004	1.370	-	-	-	(1.313)	(57)	(1.370)	-

22/06/2018
2

Marta Salgado Bravo
Traductora
Intérprete jurada de inglés
Número 5188 MAEC

Inmo.	Descr.	Fecha compra	Valor Bruto		Amortización		Final	VCN
			Inicial	Bajas	Dotación	Bajas		
NEAOF0043	AlphaTic.Com	09/10/2014	3.287	-	(3.186)	3.287	(3.287)	-
NEAOF0045	Photocopieur numérique	18/09/2012	-	-	-	-	-	-
NEAOF0046	Mp2501SPIOFCOPNENI00609005 Espace copieur	18/09/2012	-	-	-	-	-	-
NEAOF0047	Ordinateur portable HP ProBook	07/09/2012	925	-	(925)	925	(925)	-
NEAOF0048	Ordinateur portable HP ProBook	20/11/2012	4.375	-	(4.375)	4.375	(4.375)	-
NEAVE0044	Copieur multifonction MP 2000	23/10/2014	608	-	(608)	608	(608)	-
NEAVE0052	Retro projecteur EPSON H433B	30/10/2012	36.573	-	(19.759)	36.573	(28.903)	7.670
NEAVE0005	Véhicule 4x4 pour Madaoua chassis	30/10/2012	36.332	-	(31.791)	36.332	(32.548)	3.784
NEAVE0006	4002428VECARNENI00606007 CFAO Motors	14/11/2011	2.665	-	(2.665)	2.665	(2.665)	-
PHAVE0221	Automóvil	10/01/2013	17.708	-	(16.485)	17.708	(16.485)	1.223
PIAOF0001	camioneta NISSAN	04/01/2012	11.003	-	(10.774)	11.003	(10.774)	229
PIAVE0017	Hyundai Accent GL M/T model	08/04/2014	894	-	(894)	894	(894)	-
PIAVE0018	HP LAPTOP IDS 8470P SN #CNU4029L81 SABRI	25/10/2010	14.588	-	(15.685)	14.588	(15.685)	(1.097)
PIAVE0019	COMPUTER	31/01/2011	31.770	-	(31.474)	31.770	(31.474)	296
PIAVE0020	Purchase of 4x4 Pajero car#1595	31/01/2011	31.770	-	(31.474)	31.770	(31.474)	296
PIAVE0021	Purchase of 4x4 Pajero car#1593	31/01/2011	31.770	-	(31.474)	31.770	(31.474)	296
SNALO0032	Activation AVE0021 VECARP Z6R1006	04/05/2011	30.241	-	(30.241)	30.241	(30.241)	-
SNALO0037	Groupe electrogene	06/07/2012	1.227	-	(1.227)	1.227	(1.227)	-
SNALO0049	GRUPE ELECTROGENE - BUREAU DAKAR	19/09/2013	1.536	-	(1.536)	1.536	(1.536)	-
SNALO0050	SPLIT (Un seul code log kit moteur+ split) SNDK00619	01/10/2014	267	-	(267)	267	(267)	-
SNALO0050	SPLIT (Un seul code log kit moteur+ split) SNDK00619	01/10/2014	267	-	(267)	267	(267)	-
SNAOF0017	Laptop IBM LENOVO B50-70j02 ORDINATEUR	18/12/2014	693	-	(693)	693	(693)	-
SNAOF0018	PORTABLE LENOVO B50-70j02 ORDINATEUR	18/12/2014	693	-	(693)	693	(693)	-
SNAOF0019	Imprimante multifonction HP Laser Jet Pro MFP M476 02	18/12/2014	774	-	(774)	774	(774)	-
SNAOF0020	Imprimante multifonction HP Laser Jet Pro MFP M476 02	18/12/2014	774	-	(774)	774	(774)	-
SNAVE0021	Video Projecteur EPSON EB - S 17 2700 LUMENS VIDEO	18/12/2014	630	-	(630)	630	(630)	-
SNAVE0022	PROJECTEUR-SNDK00726	31/05/2012	39.561	-	(39.561)	39.561	(39.561)	-
SNAVE0023	Toyota Land Cruiser	06/07/2012	2.271	-	(2.271)	2.271	(2.271)	-
SNAVE0024	Moto Yamaha	06/07/2012	2.271	-	(2.271)	2.271	(2.271)	-
SNAVE0025	Moto Yamaha	06/07/2012	2.271	-	(2.271)	2.271	(2.271)	-
SNAVE0026	Moto Yamaha	06/07/2012	2.271	-	(2.271)	2.271	(2.271)	-
SNAVE0027	Moto Yamaha	06/07/2012	2.271	-	(2.271)	2.271	(2.271)	-
SNAVE0028	Moto Yamaha	06/07/2012	2.271	-	(2.271)	2.271	(2.271)	-
SNAVE0029	Moto Yamaha	06/07/2012	2.271	-	(2.271)	2.271	(2.271)	-
SNAVE0030	Moto Yamaha	06/07/2012	2.271	-	(2.271)	2.271	(2.271)	-
SNAVE0031	Moto Yamaha	06/07/2012	2.271	-	(2.271)	2.271	(2.271)	-
SNAVE0033	MOTOS DJAKARTAS	01/09/2013	2.272	-	(2.271)	2.272	(2.271)	-
SNAVE0034	MOTOS DJAKARTAS	01/09/2013	970	-	(950)	970	(970)	-
SNAVE0035	MOTOS DJAKARTAS	01/09/2013	970	-	(808)	970	(970)	-
WAAFI0006	RENAULT MEGANE	29/11/2013	3.622	-	(517)	3.622	(517)	3.104
WAAFI0007	SPLIT	10/10/2013	489	-	(517)	489	(517)	(29)
WAAFI0008	ACTIVATION-AFI0007 SPLIT	10/10/2013	489	-	(517)	489	(517)	(29)
WAAFI0009	ACTIVATION-AFI0008 SPLIT	10/10/2013	489	-	(517)	489	(517)	(29)
WAAFI0010	ACTIVATION-AFI0009 SPLIT	10/10/2013	489	-	(517)	489	(517)	(29)
WAAFI0010	ACTIVATION-AFI0010 SPLIT	10/10/2013	489	-	(517)	489	(517)	(29)

22/06/2018
M

Marta Salgado Bravo
Traductora
Interprete Jueces de Inglés
Número 5156 MAEC

Intr.	Descr.	Fecha compra	Valor Bruto		Amortización		Final	VCN
			Inicial	Bajas	Dotación	Bajas		
WAAFI0011	ACTIVATION-AFI0011 SPLIT	10/10/2013	489	-	(517)	-	(517)	(29)
WAAFI0012	ACTIVATION-AFI0012 SPLIT	10/10/2013	489	-	(517)	-	(517)	(29)
WAAOF0003	ORDINATEURS PORTABLESILENOVO 1143HHG - ThinkPad Edge E520R9N7NA2	10/12/2014	682	-	(682)	-	(682)	-
WAAOF0004	ThinkPad Edge E520R9N7N9H	10/12/2014	682	-	(682)	-	(682)	-
WAAOF0005	ORDINATEURS PORTABLESILENOVO 1143HHG - ThinkPad Edge E520R9N7N94	10/12/2014	682	-	(682)	-	(682)	-
WAAOF0013	MATERIEL INFORMATIQUE (IMPR.)	20/11/2013	682	-	(682)	-	(682)	-
WAAOF0014	LICENCE MICROSOFT	26/02/2013	1.266	-	(1.266)	-	(1.266)	-
WAAOF0015	Ordinateur HP Notebook 630/	07/08/2012	270	-	(270)	-	(270)	-
WAAOF0016	Ordinateur HP Notebook 630/	07/08/2012	585	-	(585)	-	(585)	-
WAAVE0017	RENAULT DUSTER	31/12/2012	585	-	(585)	-	(585)	-
COACO0039	Microfono Inalambrico	10/09/2015	17.837	-	(14.196)	(3.641)	(17.837)	-
COACO0040	Tripod	10/09/2015	113	-	(737)	-	(737)	(625)
COACO0041	Camara Digital	10/09/2015	149	-	(98)	(52)	(149)	-
COACO0042	Camara Digital	10/09/2015	850	-	(556)	(294)	(850)	-
COACO0043	Camara Digital	10/09/2015	200	-	(197)	-	(197)	3
GNALO0074	Imprimante HP Laserjet Pro 1606 recto verso	10/09/2015	200	-	(131)	(69)	(200)	-
GNALO0075	scan_OFRHFGNCK00498-A.1013	15/04/2015	319	-	(320)	-	(320)	(1)
GNALO0076	Video Projecteur sony COSATGNCK00498-A.1006	15/04/2015	625	-	(626)	-	(626)	(1)
GNALO0053	Scanner plat digital Scanjet_OFSATGNCK00498-A.1015	15/04/2015	371	-	(371)	-	(371)	(1)
GNALO0054	Imprimante à Canon Multifonction MF4730	16/04/2015	477	-	(478)	-	(478)	(1)
GNALO0055	Laptop HP Probook 450G2 Windows7 OFLAPGNCK00498-A.1.028	15/04/2015	748	-	(749)	-	(749)	(1)
GNALO0062	Desktop professionnel Fixe HP Pro3500	15/04/2015	583	-	(584)	-	(584)	(1)
GNALO0063	OFDESGNCK00498-A.1.030	15/04/2015	583	-	(584)	-	(584)	(1)
GNALO0064	Desktop professionnel Fixe HP Pro3500	15/04/2015	583	-	(584)	-	(584)	(1)
GNALO0065	OFDESGNCK00498-A.1.032	15/04/2015	583	-	(584)	-	(584)	(1)
GNALO0066	Desktop professionnel Fixe HP Pro3500	15/04/2015	583	-	(584)	-	(584)	(1)
GNALO0067	OFDESGNCK00498-A.1.033	15/04/2015	583	-	(584)	-	(584)	(1)
GNALO0068	Desktop professionnel Fixe HP Pro3500	15/04/2015	583	-	(584)	-	(584)	(1)
GNALO0069	OFDESGNCK00498-A.1.034	15/04/2015	583	-	(584)	-	(584)	(1)
GNALO0070	Desktop professionnel Fixe HP Pro3500	15/04/2015	583	-	(584)	-	(584)	(1)
GNALO0071	OFDESGNCK00498-A.1.031	15/04/2015	583	-	(584)	-	(584)	(1)
GNALO0072	Desktop professionnel Fixe HP Pro3500	15/04/2015	583	-	(584)	-	(584)	(1)
GNALO0073	OFDESGNCK00498-A.1.035	15/04/2015	583	-	(584)	-	(584)	(1)
GNALO0074	Desktop professionnel Fixe HP Pro3500	15/04/2015	583	-	(584)	-	(584)	(1)
GNALO0075	OFDESGNCK00498-A.1.037	15/04/2015	583	-	(584)	-	(584)	(1)
GNALO0076	Desktop professionnel Fixe HP Pro3500	15/04/2015	583	-	(584)	-	(584)	(1)
GNALO0077	OFDESGNCK00498-A.1.040	15/04/2015	583	-	(584)	-	(584)	(1)
GNALO0078	Desktop professionnel Fixe HP Pro3500	15/04/2015	583	-	(584)	-	(584)	(1)
GNALO0079	OFDESGNCK00498-A.1.041	15/04/2015	583	-	(584)	-	(584)	(1)
GNALO0080	Desktop professionnel Fixe HP Pro3500	15/04/2015	583	-	(584)	-	(584)	(1)
GNALO0081	Imprimante HP Laserjet Pro 225 multifonction	15/04/2015	319	-	(320)	-	(320)	(1)
GNALO0082	scan_OFRHFGNCK00498-A.1011	15/04/2015	583	-	(584)	-	(584)	(1)
GNALO0083	Desktop professionnel Fixe HP Pro3500	15/04/2015	583	-	(584)	-	(584)	(1)
GNALO0084	OFDESGNCK00498-A.1.038	15/04/2015	583	-	(584)	-	(584)	(1)
GNALO0085	Desktop professionnel Fixe HP Pro3500	15/04/2015	583	-	(584)	-	(584)	(1)
GNALO0086	OFDESGNCK00498-A.1.036	15/04/2015	583	-	(584)	-	(584)	(1)
GNALO0087	Desktop professionnel Fixe HP Pro3500	15/04/2015	583	-	(584)	-	(584)	(1)
GNALO0088	OFDESGNCK00498-A.1.039	15/04/2015	583	-	(584)	-	(584)	(1)
GNALO0089	Desktop professionnel Fixe HP Pro3500	15/04/2015	583	-	(584)	-	(584)	(1)
GNALO0090	OFDESGNCK00498-A.1.041	15/04/2015	583	-	(584)	-	(584)	(1)
GNALO0091	Desktop professionnel Fixe HP Pro3500	15/04/2015	583	-	(584)	-	(584)	(1)
GNALO0092	OFDESGNCK00498-A.1.042	15/04/2015	583	-	(584)	-	(584)	(1)
GNALO0093	Desktop professionnel Fixe HP Pro3500	15/04/2015	583	-	(584)	-	(584)	(1)
GNALO0094	OFDESGNCK00498-A.1.043	15/04/2015	583	-	(584)	-	(584)	(1)
GNALO0095	Desktop professionnel Fixe HP Pro3500	15/04/2015	583	-	(584)	-	(584)	(1)
GNALO0096	OFDESGNCK00498-A.1.044	15/04/2015	583	-	(584)	-	(584)	(1)
GNALO0097	Desktop professionnel Fixe HP Pro3500	15/04/2015	583	-	(584)	-	(584)	(1)
GNALO0098	OFDESGNCK00498-A.1.045	15/04/2015	583	-	(584)	-	(584)	(1)
GNALO0099	Desktop professionnel Fixe HP Pro3500	15/04/2015	583	-	(584)	-	(584)	(1)
GNALO0100	OFDESGNCK00498-A.1.046	15/04/2015	583	-	(584)	-	(584)	(1)
GNALO0101	Desktop professionnel Fixe HP Pro3500	15/04/2015	583	-	(584)	-	(584)	(1)
GNALO0102	OFDESGNCK00498-A.1.047	15/04/2015	583	-	(584)	-	(584)	(1)
GNALO0103	Desktop professionnel Fixe HP Pro3500	15/04/2015	583	-	(584)	-	(584)	(1)
GNALO0104	OFDESGNCK00498-A.1.048	15/04/2015	583	-	(584)	-	(584)	(1)
GNALO0105	Desktop professionnel Fixe HP Pro3500	15/04/2015	583	-	(584)	-	(584)	(1)
GNALO0106	OFDESGNCK00498-A.1.049	15/04/2015	583	-	(584)	-	(584)	(1)
GNALO0107	Desktop professionnel Fixe HP Pro3500	15/04/2015	583	-	(584)	-	(584)	(1)
GNALO0108	OFDESGNCK00498-A.1.050	15/04/2015	583	-	(584)	-	(584)	(1)
GNALO0109	Desktop professionnel Fixe HP Pro3500	15/04/2015	583	-	(584)	-	(584)	(1)
GNALO0110	OFDESGNCK00498-A.1.051	15/04/2015	583	-	(584)	-	(584)	(1)
GNALO0111	Desktop professionnel Fixe HP Pro3500	15/04/2015	583	-	(584)	-	(584)	(1)
GNALO0112	OFDESGNCK00498-A.1.052	15/04/2015	583	-	(584)	-	(584)	(1)
GNALO0113	Desktop professionnel Fixe HP Pro3500	15/04/2015	583	-	(584)	-	(584)	(1)
GNALO0114	OFDESGNCK00498-A.1.053	15/04/2015	583	-	(584)	-	(584)	(1)
GNALO0115	Desktop professionnel Fixe HP Pro3500	15/04/2015	583	-	(584)	-	(584)	(1)
GNALO0116	OFDESGNCK00498-A.1.054	15/04/2015	583	-	(584)	-	(584)	(1)
GNALO0117	Desktop professionnel Fixe HP Pro3500	15/04/2015	583	-	(584)	-	(584)	(1)
GNALO0118	OFDESGNCK00498-A.1.055	15/04/2015	583	-	(584)	-	(584)	(1)
GNALO0119	Desktop professionnel Fixe HP Pro3500	15/04/2015	583	-	(584)	-	(584)	(1)
GNALO0120	OFDESGNCK00498-A.1.056	15/04/2015	583	-	(584)	-	(584)	(1)
GNALO0121	Desktop professionnel Fixe HP Pro3500	15/04/2015	583	-	(584)	-	(584)	(1)
GNALO0122	OFDESGNCK00498-A.1.057	15/04/2015	583	-	(584)	-	(584)	(1)
GNALO0123	Desktop professionnel Fixe HP Pro3500	15/04/2015	583	-	(584)	-	(584)	(1)
GNALO0124	OFDESGNCK00498-A.1.058	15/04/2015	583	-	(584)	-	(584)	(1)
GNALO0125	Desktop professionnel Fixe HP Pro3500	15/04/2015	583	-	(584)	-	(584)	(1)
GNALO0126	OFDESGNCK00498-A.1.059	15/04/2015	583	-	(584)	-	(584)	(1)
GNALO0127	Desktop professionnel Fixe HP Pro3500	15/04/2015	583	-	(584)	-	(584)	(1)
GNALO0128	OFDESGNCK00498-A.1.060	15/04/2015	583	-	(584)	-	(584)	(1)
GNALO0129	Desktop professionnel Fixe HP Pro3500	15/04/2015	583	-	(584)	-	(584)	(1)
GNALO0130	OFDESGNCK00498-A.1.061	15/04/2015	583	-	(584)	-	(584)	(1)
GNALO0131	Desktop professionnel Fixe HP Pro3500	15/04/2015	583	-	(584)	-	(584)	(1)
GNALO0132	OFDESGNCK00498-A.1.062	15/04/2015	583	-	(584)	-	(584)	(1)
GNALO0133	Desktop professionnel Fixe HP Pro3500	15/04/2015	583	-	(584)	-	(584)	(1)
GNALO0134	OFDESGNCK00498-A.1.063	15/04/2015	583	-	(584)	-	(584)	(1)
GNALO0135	Desktop professionnel Fixe HP Pro3500	15/04/2015	583	-	(584)	-	(584)	(1)
GNALO0136	OFDESGNCK00498-A.1.064	15/04/2015	583	-	(584)	-	(584)	(1)
GNALO0137	Desktop professionnel Fixe HP Pro3500	15/04/2015	583	-	(584)	-	(584)	(1)
GNALO0138	OFDESGNCK00498-A.1.065	15/04/2015	583	-	(584)	-	(584)	(1)
GNALO0139	Desktop professionnel Fixe HP Pro3500	15/04/2015	583	-	(584)	-	(584)	(1)
GNALO0140	OFDESGNCK00498-A.1.066	15/04/2015	583	-	(584)	-	(584)	(1)
GNALO0141	Desktop professionnel Fixe HP Pro3500	15/04/2015	583	-	(584)	-	(584)	(1)
GNALO0142	OFDESGNCK00498-A.1.067	15/04/2015	583	-	(584)	-	(584)	(1)
GNALO0143	Desktop professionnel Fixe HP Pro3500	15/04/2015	583	-	(584)	-	(584)	(1)
GNALO0144	OFDESGNCK00498-A.1.068	15/04/2015	583	-	(584)	-	(584)	(1)
GNALO0145	Desktop professionnel Fixe HP Pro3500	15/04/2015	583	-	(584)	-	(584)	(1)
GNALO0146	OFDESGNCK00498-A.1.069	15/04/2015	583	-	(584)	-	(584)	(1)
GNALO0147	Desktop professionnel Fixe HP Pro3500	15/04/2015	583	-	(584)	-	(584)	(1)
GNALO0148	OFDESGNCK00498-A.1.070	15/04/2015	583	-	(584)	-	(584)	(1)
GNALO0149	Desktop professionnel Fixe HP Pro3500	15/04/2015	583	-	(584)	-	(584)	(1)
GNALO0150	OFDESGNCK00498-A.1.071	15/04/2015	583	-	(584)	-	(584)	(1)
GNALO0151	Desktop professionnel Fixe HP Pro3500	15/04/2015	583	-	(584)	-	(584)	(1)
GNALO0152	OFDESGNCK00498-A.1.072	15/04/2015	583	-	(584)	-	(584)	(1)
GNALO0153	Desktop professionnel Fixe HP Pro3500	15/04/2015	583	-	(584)	-	(584)	(1)
GNALO0154	OFDESGNCK00498-A.1.073	15/04/2015	583	-	(584)	-	(584)	(1)
GNALO0155	Desktop professionnel Fixe HP Pro3500	15/04/2015	583	-	(584)	-	(584)	(1)
GNALO0156	OFDESGNCK00498-A.1.074	15/04/2015	583	-	(584)	-	(584)	(1)
GNALO0157	Desktop professionnel Fixe HP Pro3500	15/04/2015	583	-	(584)	-	(584)	(1)
GNALO0158	OFDESGNCK00498-A.1.075	15/04/2015	583	-	(584)	-	(584)	(1)
GNALO0159	Desktop professionnel Fixe HP Pro3500	15/04/2015	583	-	(584)	-	(584)	(1)
GNALO0160	OFDESGNCK00498-A.1.076	15/04/2015	583	-	(584)	-	(584)	(1)
GNALO0161	Desktop professionnel Fixe HP Pro3							

22/06/2018
3

Marta Salgado Bravo
Traductora
Intérprete jurada de Inglés
Número 5188 MAEC

Inmo.	Descr.	Fecha compra	Valor Bruto		Amortización		Final	VCN
			Inicial	Bajas	Dotación	Bajas		
GNAOF0056	Laptop HP Probook 450G2 Windows7 OFLAPGNCK00498-A.1 030	15/04/2015	748	-	(749)	-	(749)	(1)
GNAOF0057	Laptop HP Probook 450G2 Windows7 OFLAPGNCK00498-A.1 031	15/04/2015	748	-	(749)	-	(749)	(1)
GNAOF0058	Laptop HP Probook 450G2 Windows7 OFLAPGNCK00498-A.1 032	15/04/2015	748	-	(749)	-	(749)	(1)
GNAOF0059	Laptop HP Probook 450G2 Windows7 OFLAPGNCK00498-A.1 033	15/04/2015	748	-	(748)	-	(748)	-
GNAOF0060	Laptop HP Probook 450G2 Windows7 OFLAPGNCK00498-A.1 034	15/04/2015	748	-	(748)	-	(748)	-
GNAOF0061	Laptop HP Probook 450G2 Windows7 OFLAPGNCK00498-A.1 035	15/04/2015	748	-	(749)	-	(749)	(1)
GTAOF0004	CK7112543Laptop Lenovo G50-70 Serie YB09888439	04/05/2015	497	-	(412)	(85)	(497)	-
GTAOF0005	CK7112544Laptop Lenovo G50-70 Serie YB09894196	04/05/2015	497	-	(412)	(85)	(497)	-
GTAOF0006	CK7112545Laptop Lenovo G50-70 Serie YB09106421	04/05/2015	497	-	(412)	(85)	(497)	-
MLAL00045	Groupe Electrogene 5KVA KITORT	06/03/2015	1.334	-	(1.102)	(232)	(1.334)	-
MLAOF0068	01 Ordinateurs Portable HP250G3	14/09/2015	534	-	(346)	(188)	(534)	-
MLAOF0069	01 Ordinateurs Portable HP250G3	14/09/2015	534	-	(346)	(188)	(534)	-
MLAVE0064	TOYOTA HILUX LAND25LPRMDEN	28/08/2013	23.630	-	(14.336)	(92)	(14.828)	8.801
MLAVE0065	LAND CRUISER HZJ78LJMR5	28/08/2013	31.252	-	(18.409)	(1.953)	(20.362)	10.890
MLAVE0071	Vehicule TOYOTA HILUX 4x4	10/09/2015	25.002	-	(7.292)	(6.250)	(13.543)	11.459
MRAVE0091	TOYOTA DOUBLE CABINE	12/11/2015	25.875	-	(6.489)	(6.469)	(12.937)	12.937
MRAVE0092	TOYOTA DOUBLE CABINE	12/11/2015	25.875	-	(6.489)	(6.469)	(12.937)	12.937
NEAOF0066	Desktop HP Pro 3500 MT pour archiviste Niamey	22/06/2015	998	-	(761)	(83)	(844)	154
NEAOF0070	Photocopieur Canon IR2520 pr base Diffa	29/09/2015	2.405	-	(1.510)	(995)	(2.405)	-
NEAVE0069	Vehicule 4x4 Diffa	01/08/2015	35.063	-	(12.419)	(8.766)	(21.184)	13.879
PEAOF0001	01 Laptop G15	05/02/2015	916	-	(873)	(48)	(921)	(5)
PEAOF0003	Impresora Multifuncional Brother modelo DCP -J100	08/06/2015	175	-	(136)	(39)	(175)	-
PEAOF0004	01 Proyector Epson 01 servidor xeon HP para contab	16/09/2015	1.637	-	(1.057)	(39)	(1.672)	(34)
SNALO0095	EQUIPEMENT - MACHINE A LAYER MATAM	08/06/2015	366	-	(271)	(614)	(351)	15
SNAVE0078	EQUIPEMENT - 01 VOITURE RENAULT DUSTER 4X2	20/03/2015	17.234	-	(7.672)	(80)	(11.980)	5.254
SNAVE0098	EQUIPEMENT - 01 VOITURE PICK UP 4X4	30/04/2012	23.858	-	(23.858)	(4.309)	(23.858)	-
2356	ESMD00393.3: Torre Fujitsu P420 Core I7 4GB, 1000 GB tarjeta gráfica Nvidia GeForce 605 + extensión garantía 3 años - Departamento comunicación - Lucila Perez	18/02/2015	947	-	(947)	-	(947)	-
2357	ESMD00393.1: Proyector BenQ MX 722/ DLP XGA 4000 - Departamento Servicios Generales	27/01/2015	728	-	(728)	-	(728)	-
2358	ES-2955_ESMD00398.1: Ordenador portatil HP Probook 430 G2 core i5-4 GB con 3 años de garantía -	27/02/2015	691	-	(642)	(49)	(691)	-
2359	ST-2966_ESMD00398.1: Ordenador portatil HP Probook 430 G2 Core i5-4GB con extensión garantía 3 años - Departamento DASE	27/02/2015	691	-	(489)	-	(489)	201
2360	ST-2968_ESMD00398.1: Ordenador portatil HP Probook 430 G2 Core i5-4GB con extensión de garantía 3 años - Departamento Finanzas	27/02/2015	691	-	(642)	(49)	(691)	-
2361	ST-2968_ESMD00398.1: Ordenador portatil HP Probook 430 G1 Core i5-4GB con extensión de garantía 3 años - Departamento Finanzas	27/02/2015	691	-	(642)	(49)	(691)	-
2362	Portatil HP Probook 430G2 - G6W08EA#ABE - Con extensión de garantía de 3 años - Serial Number: CND445DX39 - Departamento Marketing (proveniente stock Inmovilizado Madrid, cuenta 300004)	27/01/2015	721	-	(721)	-	(721)	-

22/06/2018
M

Marta Salgado Bravo
Traductora
Intérprete jurado de Inglés
Número 5133 MAEC

Inmo.	Descr.	Fecha compra	Valor Bruto		Amortización		VCN	
			Inicial	Bajas	Dotación	Bajas		Inicial
2363	Portatil HP Probook 430G2 - G6W08EA#ABE - Con extensión de garantía de 3 años - Serial Number: CND445DX0Z - Departamento DASE - Nota: Z5/ FSE (proveniente de stock inmovilizado Madrid, cuenta 3000004) Kit Ordenador Sobremesa: Torre Fujitsu Espirimo P410 C13/3220 - Con extensión de garantía de 3 años - Serial Number: YLPV221184 + Pantalla Philips 193V5LSB2 - Departamento Finanzas (proveniente stock inmovilizado Madrid, cuenta 3000004)	04/02/2015	721	-	721	(721)	-	(721)
2364	Portatil HP probook 430G2 - G6W08EA#ABE - Con extensión de garantía de 3 años - Serial Number: CND4490HXR - Departamento Logística Misiones (proveniente stock inmovilizado Madrid, cuenta 3000004) Portatil HP Probook 430G2 - G6W08EA#ABE - Con extensión de garantía de 3 años - Serial Number: CND4490HXB - Departamento Servicios Generales (proveniente stock inmovilizado Madrid, cuenta 3000004) Portatil HP Probook 430G2 - G6W08EA#ABE - Con extensión de garantía de 3 años - Serial Number: CND4490HWY - Departamento DASE Cataluña - Nota: Z5/ FSE (proveniente stock inmovilizado Madrid, cuenta 3000004)	04/02/2015	580	-	580	(580)	-	(580)
2365	Portatil HP probook 430G2 - G6W08EA#ABE - Con extensión de garantía de 3 años - Serial Number: CND4490HXR - Departamento Logística Misiones (proveniente stock inmovilizado Madrid, cuenta 3000004) Portatil HP Probook 430G2 - G6W08EA#ABE - Con extensión de garantía de 3 años - Serial Number: CND4490HXB - Departamento Servicios Generales (proveniente stock inmovilizado Madrid, cuenta 3000004)	27/02/2015	691	-	691	(642)	(49)	(691)
2366	Portatil HP Probook 430G2 - G6W08EA#ABE - Con extensión de garantía de 3 años - Serial Number: CND4490HWY - Departamento DASE Cataluña - Nota: Z5/ FSE (proveniente stock inmovilizado Madrid, cuenta 3000004)	27/02/2015	691	-	691	(489)	-	(489)
2367	Portatil HP probook 430G2 - G6W08EA#ABE - Con extensión de garantía de 3 años - Serial Number: CND4490HVP - Departamento Auditoría Interna (Proveniente stock inmovilizado Madrid, cuenta 3000004) Torre Fujitsu Espirimo P410 C13/3220 - Con extensión de garantía de 3 años - Serial Number: YLPV221847 - Departamento Finanzas/ Contabilidad (proveniente stock inmovilizado Madrid, cuenta 3000004) Kit Ordenador Sobremesa: Torre Fujitsu Espirimo P410 C13/3220 - Con extensión de garantía de 3 años - Serial Number: YLPV221914 + pantalla Philips 193V5LSB2 - Departamento Comunicación/ Campañas (proveniente stock inmovilizado Madrid, cuenta 3000004) ST-3007 ESMD00406.1:Portatil HP Probook 430 G2 Core i5 con 8 GB RAM + care pack 3 años - Departamento Técnico	10/03/2015	691	-	691	(635)	(56)	(691)
2368	ST-3007 ESMD00406.1:Ordenador portatil HP Probook 430 G2 con 8GB RAM + care pack 3 años - Departamento técnico	16/03/2015	691	-	691	(635)	(56)	(691)
2369	ST-3007 ESMD00406.1:Ordenador portatil HP Probook 430 G2 core i5 con 8GB RAM + care pack 3 años - Departamento técnico	23/03/2015	502	-	502	(462)	(40)	(502)
2370	ST-3007 ESMD00406.1:Ordenador portatil HP Probook 430 G2 core i5 con 8 GB RAM + care pack 3 años - Departamento Técnico	27/03/2015	582	-	582	(519)	(63)	(582)
2371	ST-3007 ESMD00406.1:Ordenador portatil HP Probook 430 G2 con 8GB RAM + care pack 3 años - Departamento técnico	23/04/2015	655	-	655	(575)	(80)	(655)
2372	ST-3007 ESMD00406.1:Ordenador portatil HP Probook 430 G2 core i5 con 8GB RAM + care pack 3 años - Departamento técnico	23/04/2015	655	-	655	(575)	(80)	(655)
2373	ST-3007 ESMD00406.1:Ordenador portatil HP Probook 430 G2 core i5 con 8 GB RAM + care pack 3 años - Departamento técnico	23/04/2015	655	-	655	(575)	(80)	(655)
2374	ST-3007 ESMD00406.1:Ordenador portatil HP Probook 430 G2 core i5 con 8GB RAM + care pack 3 años - Departamento Técnico	23/04/2015	655	-	655	(575)	(80)	(655)
2375	ST-3007 ESMD00406.1:Ordenador portatil HP Probook 430 G2 core i5 con 8GB RAM + care pack 3 años - Departamento Técnico	23/04/2015	655	-	655	(575)	(80)	(655)
2376	ST-3007 ESMD00406.1:Ordenador portatil HP Probook 430 G2 core i5 con 8GB RAM + care pack 3 años - Departamento Técnico	23/04/2015	655	-	655	(575)	(80)	(655)

92/06/2018
3

Marta Salgado Bravo
Traductora
Intérprete jurada de inglés
Número 5183 MAEC

Inmo.	Descr.	Fecha compra	Valor Bruto		Amortización		VCN
			Inicial	Bajas	Dotación	Bajas	
2377	ST-3010_ESMD00406.1: Ordenador portatil HP Probook 430 G2 core i5 con 8GB RAM + care pack 3 años - Departamento Operaciones	23/04/2015	655	-	(575)	(80)	(655)
2378	ST-3010_ESMD00406.1: Ordenador portatil HP Probook 430 G2 core i5 con 8GB RAM + care pack 3 años - Departamento Operaciones	23/04/2015	655	-	(575)	(80)	(655)
2379	ST-3010_ESMD00406.1: Ordenador portatil HP Probook 430 G2 core i5 con 8GB RAM + care pack 3 años - Departamento Operaciones	23/04/2015	655	-	(575)	(80)	(655)
2380	ST-2997_ESMD00406.2: Fujitsu Esprimo Q920 D3233 core i5-4590T - 8GB DDR3 + care pack 3 años - Departamento Servicios Generales	22/06/2015	971	-	(771)	(200)	(971)
2381	ST-2997_ESMD00406.2: Fujitsu ESPRIMO Q920 D3233 Core i5-4590T 8GB DDR3 + care pack 3 años - Departamento Servicios Generales	22/06/2015	971	-	(771)	(200)	(971)
2382	ST-3055_ESMD00436.1: HP Estación de trabajo torre Z440 + tarjeta gráfica NVIDIA Quadro K2000 - Departamento Comunicación	30/06/2015	2.140	-	(1.655)	(485)	(2.140)
2383	Portatil HP Probook 430 G2 con 4 GB RAM Adicional Crucial + extensión garantía 3 años - Delegación Andalucía (proveniente cuenta stock inmovilizado Madrid, 3000004)	23/04/2015	793	-	(696)	(97)	(793)
2384	Portatil HP Probook 430 G2 con 4GB RAM Adicional Crucial + extensión garantía 3 años - Delegación Valencia (proveniente de cuenta stock inmovilizado Madrid, 3000004)	27/04/2015	793	-	(676)	(117)	(793)
2385	Torre Fujitsu Esprimo P420 Ci3/4130 + extensión garantía 3 años - Delegación Valencia (Proveniente cuenta stock inmovilizado Madrid, 3000004)	29/04/2015	572	-	(488)	(84)	(572)
2386	Portatil HP Probook 430 G2 con 4GB RAM adicional Crucial + extensión garantía 3 años - Departamento DASE (proveniente stock inmovilizado Madrid, 3000004)	29/04/2015	793	-	(676)	(117)	(793)
2387	Torre Fujitsu Esprimo P420 Ci3/4130 + extensión de garantía 3 años - Departamento DASE (proveniente cuenta stock inmovilizado Madrid, 3000004)	19/05/2015	572	-	(478)	(94)	(572)
2388	Portatil HP Probook 430 G2 con 4GB RAM Adicional Crucial + extensión garantía 3 años - Departamento DASE (Proveniente cuenta stock inmovilizado Madrid, 3000004)	03/06/2015	793	-	(630)	(163)	(793)
2389	Portatil HP Probook 430 G2 con 4GB RAM Adicional Crucial + extensión garantía 3 años - Delegación Andalucía (proveniente cuenta stock inmovilizado Madrid, 3000004)	03/06/2015	793	-	(630)	(163)	(793)
2390	Kit ordenador sobremesa. Torre Fujitsu Esprimo P420 Ci3/4130 + extensión garantía 3 años + Pantalla Philips 193V5LSB2 - Departamento Servicios Generales (proveniente cuenta stock inmovilizado Madrid, 3000004)	26/06/2015	649	-	(502)	(147)	(649)
2391	ST-3080; Portatil HP Probook 430 G2 con 4GB RAM Adicional HP y care pack 3 años - Departamento Aprovisionamiento (María Esteche) - (proveniente cuenta Stock Inmovilizado Madrid, 3000004)	14/07/2015	769	-	(579)	(190)	(769)
2392	Adicional y care pack 3 años - Departamento ASE (proveniente Stock Inmovilizado Madrid, cuenta 3000004)	21/07/2015	769	-	(579)	(190)	(769)
2393	(ST-3101) Torre Fujitsu Esprimo P420 Ci3 + care pack 3 años - Departamento Formación (proveniente Stock Inmovilizado Madrid, cuenta 3000004)	17/08/2015	578	-	(411)	(167)	(578)

22/06/2019

M

Marta Salgado Bravo
Traductora
Intérprete jurada de inglés
Número 5188 MAEC

Ítemo.	Descr.	Fecha compra	Valor Bruto		Amortización		VCN			
			Inicial	Bajas	Dotación	Bajas		Inicial	Final	
2384	(ST-3101) Kit sobremesa: Torre Fujitsu P420 C13 + care pack 3 años + Pantalla Phillips 193V5LSB2 - Departamento Formación (proveniente Stock Inmovilizado Madrid, cuenta 3000004)	17/08/2015	659	-	659	(468)	(190)	-	(659)	-
2385	(ES-3106) Portatil HP Probook 430 G2 con 4GB RAM Adicional + care pack 3 años - Departamento ASE (proveniente Stock Inmovilizado Madrid, cuenta 3000004)	20/08/2015	1.000	-	1.000	(603)	(166)	-	(769)	231
2386	(ST-3131) Kit portatil: Portatil HP Probook 430 G2 con 4GB RAM adicional + care pack 3 años - Departamento ASE (proveniente Stock Inmovilizado Madrid, cuenta 3000004)	20/08/2015	538	-	538	(490)	(279)	-	(769)	(231)
2397	RAM adicional + care pack 3 años + Pantalla BenQ GL2250M - Departamento TIC (proveniente Stock Inmovilizado Madrid, cuenta 3000004)	18/09/2015	886	-	886	(593)	(293)	-	(886)	-
2398	(ST-3136) Kit portatil: Portatil HP Probook 430 G2 con 4GB RAM adicional + care pack 3 años + Pantalla BenQ GL2250M - Departamento Finanzas Gestion Misiones (proveniente Stock Inmovilizado Madrid, cuenta 3000004)	21/09/2015	886	-	886	(593)	(293)	-	(886)	-
2399	ST-3120_ESMD00480.1: Impresora Zebra ZXP Series 3 - (Proyecto KACHE)	20/10/2015	1.036	-	1.036	(650)	(386)	-	(1.036)	-
2400	ST-3144_ESMD00484.1: Fujitsu Esprimo Q920 PC + extensión garantía 3 años - Departamento Servicios Generales	30/11/2015	1.302	-	1.302	(743)	(558)	-	(1.302)	-
2401	ST-3144_ESMD00484.1: Fujitsu Esprimo Q920 PC + extensión garantía 3 años - Departamento Servicios Generales	30/11/2015	1.302	-	1.302	(743)	(558)	-	(1.302)	-
2402	(ST-3135) Kit portatil: Portatil HP Probook 430 G2 con 4 GB RAM adicional y con extensión garantía 3 años + pantalla BenQ GL2250M - Departamento Comunicación - (proveniente stock inmovilizado Madrid, cuenta 3000004)	09/10/2015	891	-	891	(559)	(332)	-	(891)	-
2403	(ST-3140 Y ST-3144) Kit portatil: Portatil HP Probook 430 G2 con 4GB RAM adicionales y care pack 3 años + pantalla BenQ GL2250M - Director Relaciones Institucionales (proveniente stock inmovilizado Madrid, cuenta 3000004)	09/10/2015	891	-	891	(559)	(332)	-	(891)	-
2404	(ST-3157): ordenador portatil HP Probook 430 G2 con 4GB RAM adicionales y care pack 3 años - Departamento Salud-Nutrición (Proveniente de stock inmovilizado Madrid, cuenta 3000004)	02/11/2015	776	-	776	(455)	(321)	-	(776)	-
2405	(ST-3167): Ordenador portatil HP Probook 430 G2 con 4 GB RAM adicionales y care pack 3 años - Departamento WASH (Proveniente stock inmovilizado Madrid, cuenta 3000004)	04/11/2015	776	-	776	(455)	(321)	-	(776)	-
2406	(ST-3182): Ordenador portatil HP Probook 430 G2 con 4GB RAM adicional y care pack 3 años - Departamento Campañas (proveniente stock inmovilizado Madrid, cuenta 3000004)	27/11/2015	776	-	776	(443)	(333)	-	(776)	-
2407	INMOVILIZADO: PORTATIL HP PROBOOK 430G2 - CON 4GB RAM ADICIONAL HP - Con extensión de garantía de 3 años - Serial number: CND52703X0	13/01/2016	776	-	776	(375)	(401)	-	(776)	-
2408	INMOVILIZADO: PORTATIL HP PROBOOK 430G2 - CON 4GB RAM ADICIONAL HP - Con extensión de garantía de 3 años - Serial number: CND52703VD	13/01/2016	776	-	776	(375)	(401)	-	(776)	-
2409	INMOVILIZADO: KIT PORTATIL: PORTATIL HP	15/01/2016	882	-	882	(424)	(458)	-	(882)	-


22/06/2018
M

Marta Salgado Bravo
Traductora
Intérprete jurada de inglés
Número 5188 MAEC

Inmo.	Descr.	Fecha compra	Valor Bruto		Amortización		Final	VCN
			Inicial	Bajas	Inicial	Bajas		
2410	PROBOOK 430G3 - CON 4GB RAM ADICIONAL HP - Con extensión de garantía de 3 años - Serial number: 5CD54778W5 + PANTALLA BENQ GL2250M	15/01/2016	767	-	(369)	(398)	(767)	-
2411	INMOVILIZADO: PORTATIL HP PROBOOK 430G3 - CON 4GB RAM ADICIONAL HP - Con extensión de garantía de 3 años - Serial number: 5CD54778W7	19/01/2016	767	-	(365)	(402)	(767)	-
2412	INMOVILIZADO: PORTATIL HP PROBOOK 430G3 - CON 4GB RAM ADICIONAL HP - Con extensión de garantía de 3 años - Serial Number: 5CD54778V1	19/01/2016	767	-	(365)	(402)	(767)	-
2413	INMOVILIZADO: KIT PORTATIL: PORTATIL HP PROBOOK 430G3 - CON 4GB RAM ADICIONAL HP - Con extensión de garantía de 3 años - Serial Number: 5CD54778SV	28/01/2016	885	-	(410)	(475)	(885)	-
2414	INMOVILIZADO: PORTATIL HP PROBOOK 430G3 - CON 4GB RAM ADICIONAL HP - Con extensión de garantía de 3 años - Serial Number: 5CD54778W8	28/01/2016	767	-	(355)	(412)	(767)	-
2415	INMOVILIZADO: PORTATIL HP PROBOOK 430G3 - CON 4GB RAM ADICIONAL HP - Con extensión de garantía de 3 años - Serial Number: 5CD54778VM	15/02/2016	767	-	(336)	(397)	(734)	33
2416	INMOVILIZADO: KIT PORTATIL: PORTATIL HP PROBOOK 430G3 - CON 4GB RAM ADICIONAL HP - Con extensión de garantía de 3 años - Serial Number: 5CD6033392 + PANTALLA BENQ GL2250M	16/02/2016	888	-	(388)	(462)	(850)	38
2417	INMOVILIZADO: KIT SOBREMESA: TORRE FUJITSU ESPRIMO P420 C13 - P0420P2331ES- Con extensión de garantía de 3 años - Serial Number: YLTH670564 + PANTALLA BENQ GL2250M - Serial Number: ET29F00324019	01/03/2016	694	-	(290)	(346)	(636)	58
2418	INMOVILIZADO: TORRE FUJITSU ESPRIMO P420 C13 - P0420P2331ES- Con extensión de garantía de 3 años - Serial Number: YLTH517622	03/03/2016	592	-	(246)	(297)	(542)	49
2419	INMOVILIZADO: KIT PORTATIL: PORTATIL HP PROBOOK 430G3 - CON 4GB RAM ADICIONAL HP - Con extensión de garantía de 3 años - Serial Number: 5CD6051V08 - PANTALLA BENQ GL2250M	07/03/2016	888	-	(364)	(449)	(813)	75
2420	INMOVILIZADO: PORTATIL HP PROBOOK 430G3 - CON 4GB RAM ADICIONAL HP - Con extensión de garantía de 3 años - Belen Aznar- Serial number: 5CD607303K	30/03/2016	753	-	(285)	(401)	(686)	67
2421	INMOVILIZADO: PORTATIL HP PROBOOK 430G3 - CON 4GB RAM ADICIONAL HP - Con extensión de garantía de 3 años - Serial Number: 5CD6071ZK6	30/03/2016	753	-	(285)	(401)	(686)	67
2422	PORTATIL HP PROBOOK 430G3 - CON 4GB RAM ADICIONAL HP - Con extensión de garantía de 3 años - Serial Number: 5CD6073062 + PANTALLA BENQ GL2250M	05/04/2016	861	-	(319)	(434)	(753)	108
2423	PORTATIL HP PROBOOK 430G3 - CON 4GB RAM ADICIONAL HP - Con extensión de garantía de 3 años - Serial Number: 5CD6073MYL	06/04/2016	753	-	(278)	(380)	(658)	95
2424	PORTATIL HP PROBOOK 430G3 - CON 4GB RAM ADICIONAL HP - Con extensión de garantía de 3 años - Serial Number: 5CD6073062 + PANTALLA BENQ GL2250M	07/04/2016	753	-	(277)	(381)	(657)	95

22/06/2018

3



Inmo.	Descr.	Fecha compra	Valor Bruto		Amortización		VCN
			Inicial	Bajas	Dotación	Bajas	
2444	PORTATIL HP 256 GB SSD - 8 GB - Con extensión de garantía de 3 años - S/N: 5CD6236QCM	05/08/2016	875	-	-	-	875
2445	PORTATIL HP 256 GB SSD - 8 GB - Con extensión de garantía de 3 años - S/N: 5CD6236QCR	05/08/2016	774	-	-	-	774
2446	PORTATIL HP 256 GB SSD - 8 GB - Con extensión de garantía de 3 años - 5CD6236QCZ	05/08/2016	774	-	-	-	774
2447	KIT: PORTATIL HP 256 GB SSD - 8 GB - Con extensión de garantía de 3 años - S/N: 5CD6236QCL + PANTALLA BENO GL2250M	29/08/2016	875	-	-	-	875
2448	KIT: PORTATIL HP 256 GB SSD - 8 GB - Con extensión de garantía de 3 años S/N: 5CD6236QD1 + Pantalla ETA6G02723019	21/10/2016	875	-	-	-	875
2449	KIT: PORTATIL HP 256 GB SSD - 8 GB - Con extensión de garantía de 3 años - S/N: 5CD6236QCY + PANTALLA BENO GL2250M	25/10/2016	875	-	-	-	875
2450	PORTATIL HP 256 GB SSD - 8 GB - Con extensión de garantía de 3 años. S/N: 5CD6236QC4	01/12/2016	774	-	-	-	774
2451	KIT: PORTATIL HP 256 GB SSD - 8 GB - Con extensión de garantía de 3 años + Pantalla	20/12/2016	874	-	-	-	874
2452	garantía de 3 años 5CD6236QC5 + Pantalla	22/12/2016	874	-	-	-	874
2453	Portatil_S/N: 5CD607303N	08/04/2016	753	-	(276)	(382)	95
2454	Portatil_S/N: 5CD607303D	08/04/2016	753	-	(276)	(382)	95
2455	Portatil_S/N: 5CD6073035	08/04/2016	753	-	(276)	(382)	95
2456	Portatil_S/N: 5CD6135Y3H	26/04/2016	745	-	(255)	(393)	98
2457	INMO_ESMD00524_2_Portatil_5CD607303T + Pantalla	04/04/2016	853	-	(317)	(429)	107
2458	INMO_ESMD00524_2_Portatil_5CD6073MZ9 + Pantalla	04/04/2016	853	-	(317)	(429)	107
2459	INMO_ESMD00524_2_Portatil_5CD607302X + Pantalla	05/04/2016	853	-	(316)	(430)	107
2460	INMO_ESMD00524_2_Portatil_5CD6071ZKB	05/04/2016	853	-	(279)	(379)	95
2461	INMO_ESMD00524_2_Portatil_5CD607307C + Pantalla	08/04/2016	853	-	(312)	(433)	108
2462	INMO_ESMD00524_2_Portatil_5CD607302G + Pantalla	19/04/2016	853	-	(300)	(443)	111
2463	INMO_ESMD00524_2_Portatil_5CD6073MZ7 + Pantalla	19/04/2016	853	-	(297)	(445)	111
2464	INMO_ESMD00524_2_Portatil_5CD6073MZ3 + Pantalla	21/04/2016	853	-	(297)	(445)	111
2465	INMO_ESMD00527_Portatil_5CD6051TZD	07/03/2016	783	-	(321)	(396)	111
2466	INMO_ESMD00524_1_Portatil_5CD6135Y3D + Pantalla	26/04/2016	846	-	(289)	(446)	66
2467	INMO_ESMD00524_1_Portatil_5CD6135Y3C	04/07/2016	745	-	(184)	(374)	111
2468	INMO_ESMD00524_1_Portatil_5CD6135Y3F + Pantalla	29/08/2016	846	-	(144)	(558)	187
2469	INMO_ESMD00524_1_Portatil_5CD6135Y3J + pantalla	04/07/2016	846	-	(209)	(443)	258
2470	INMO_ESMD00524_1_Portatil_5CD6135Y3Q	12/09/2016	745	-	(113)	(424)	212
2471	INMO_ESMD00524_1_Portatil_5CD6135Y3B	27/06/2016	745	-	(191)	(379)	253
2472	INMO_ESMD00524_1_Portatil_5CD6135Y3G	05/09/2016	745	-	(120)	(391)	250
2473	INMO_ESMD00524_1_Portatil_5CD6135Y3R	05/09/2016	745	-	(120)	(375)	250
2474	INMO_ESMD00524_1_Portatil_5CD6135Y3L	05/09/2016	745	-	(120)	(375)	250
2475	INMO_ESMD00524_1_Portatil_5CD6135Y3P	05/09/2016	745	-	(120)	(375)	250
2476	INMO_ESMD00524_1_Portatil_5CD6135Y3T	25/10/2016	745	-	(69)	(386)	250
2477	INMO_ESMD00524_1_Portatil_5CD6135Y38 + Pantalla	09/05/2016	846	-	(274)	(429)	(842)
2478	INMO_ESMD00592_5CD6333OQG	15/11/2016	774	-	(50)	(395)	143
2479	INMO_ESMD00592_5CD6333OQG	23/12/2016	774	-	(10)	(399)	329
2480	INMO_ESMD00592_5CD6333OQB	23/12/2016	774	-	(10)	(399)	366
2481	INMO_ESMD00592_5CD6333OQH	26/09/2016	774	-	(103)	(403)	366
2482	INMO_ESMD00592_5CD6333OQF + Pantalla	19/04/2016	874	-	(307)	(454)	269
2483	INMO_ESMD00592_5CD6333OQ8 + Pantalla	28/11/2016	874	-	(41)	(455)	113
2484	INMO_ESMD00592_5CD6333OQC	28/09/2016	774	-	(101)	(404)	378

22/06/2018
3

Marta Salgado Bravo
Traductora
Intérprete jurada de inglés
Número 5188 MAEC

Inmo.	Descr.	Fecha compra		Valor Bruto		Amortización		Final	VCN
		Inicial	Final	Alta	Bajas	Dotación	Bajas		
2485	INMO_ESMD00555_Portatil_5CD6110G09	24/05/2016	708	-	-	(215)	(370)	(585)	123
2486	INMO_ESMD00555_Portatil_5CD6110FZ8	27/05/2016	708	-	-	(212)	(372)	(584)	124
2487	INMO_ESMD00555_Portatil_5CD6110G0L	19/09/2016	708	-	-	(101)	(364)	(465)	243
2488	ESMD00580_Servidor sede	29/09/2016	27.334	-	-	(2.340)	(9.373)	(11.713)	15.621
COAOF0057	COB001140/Fac31982 Portatil Intel COBGL3	01/07/2016	438	-	-	(101)	(219)	(320)	118
COAVE0048	COB001140/Fac31982 Motor lanchar Suzuki	12/05/2016	-	-	-	6.923	(4.617)	2.306	2.306
COAVE0066	COB0001220/VEH TOYOTA	25/08/2016	37.227	-	-	(3.332)	(10.950)	(14.282)	22.946
MLALO0123	générateur de 5KVA	20/05/2016	1.220	-	-	(391)	(610)	(1.001)	218
MLAOF0144	Copieur RICO Couleur MPC2003SP	24/05/2016	4.040	-	-	(1.178)	(2.020)	(3.198)	842
MRAOF0107	Achat groupe electogene	12/04/2016	16.813	-	-	(3.269)	(5.604)	(8.874)	7.940
MRAOF0108	LOGICIEL GESTION RH	26/05/2016	11.206	-	-	(3.269)	(5.603)	(8.872)	2.335
NEAF0097	Cuisinière grand model 4 feux pour maison DP	10/03/2016	534	-	-	(216)	(44)	(260)	273
NEAOF0120	HP Probok 450G2 core i3 disk 500Go RAM 4Go	09/05/2016	686	-	-	(221)	(343)	(564)	122
NEAOF0121	Desktop unité centrale et écran HP3500 Pro-core	09/05/2016	686	-	-	(221)	(343)	(564)	122
NEAOF0122	Copieur pour Bouza	16/05/2016	2.439	-	-	(762)	(1.220)	(1.982)	122
NEAOF0123	Moto N°1 Bouza	14/07/2016	3.506	-	-	(407)	(877)	(1.283)	457
NEAOF0124	Moto N°2 Bouza	14/07/2016	3.506	-	-	(407)	(877)	(1.283)	2.223
NEAOF0125	Moto N°3 Bouza	14/07/2016	3.506	-	-	(407)	(877)	(1.283)	2.223
NEAOF0126	Moto N°4 Bouza	14/07/2016	3.506	-	-	(407)	(877)	(1.283)	2.223
NEAOF0127	Moto N°5 Bouza	14/07/2016	3.506	-	-	(407)	(877)	(1.283)	2.223
NEAOF0128	Moto N°6 Bouza	14/07/2016	3.506	-	-	(407)	(877)	(1.283)	2.223
NEAOF0129	Moto N°7 Bouza	14/07/2016	3.506	-	-	(407)	(877)	(1.283)	2.223
NEAOF0130	Moto N°8 Bouza	14/07/2016	3.506	-	-	(407)	(877)	(1.283)	2.223
NEAOF0131	Moto N°9 Bouza	14/07/2016	3.506	-	-	(407)	(877)	(1.283)	2.223
NEAOF0132	Moto N°10 Bouza	14/07/2016	3.506	-	-	(407)	(877)	(1.283)	2.223
NEAOF0149	Vehicule 1 Toyota Bureau Niamey	30/12/2016	7.318	-	-	-	(1.829)	(1.829)	5.488
NEAOF0150	Vehicule 2 Toyota bureau Niamey	30/12/2016	4.878	-	-	-	(1.220)	(1.220)	3.659
SNALO0229	BUREAU DAKAR - EQUIPEMENT - GROUPE ELECTROGENE	24/11/2016	12.766	-	-	(437)	(4.255)	(4.693)	8.073
SNAVE0211	VEHICULE PICK UP DOUBLE CABINE L200	18/12/2014	12.348	-	-	(5.869)	(1.753)	(7.622)	19.765
SNAVE0228	MATERIEL DE TRANSPORT - VEHICULE 4X4	24/11/2016	36.907	12.348	-	(701)	(6.822)	(7.523)	19.765
WAALO0024	LOG_Office Furnitures_Splits Bureau	30/06/2016	-	-	-	(91)	(182)	(273)	(273)
WAALO0025	LOG_Office Furnitures_Splits Bureau	30/06/2016	-	-	-	(91)	(182)	(273)	(273)
WAALO0026	LOG_Expats Guest House_Split 1,5 CV	15/07/2016	-	-	-	(88)	(190)	(277)	(277)
WAALO0027	LOG_Expats Guest House_Split 1,5 CV	15/07/2016	-	-	-	(88)	(190)	(277)	(277)
WAALO0028	LOG_Expats Guest House_Split 1,5 CV	15/07/2016	-	-	-	(72)	(190)	(262)	(262)
WAALO0029	LOG_Expats Guest House_Split 1,5 CV	15/07/2016	-	-	-	(88)	(190)	(277)	(277)
WAALO0030	LOG_Expats Guest House_Téléviseur	15/07/2016	-	-	-	(109)	(236)	(345)	(345)
WAAOFO0119	LOG_Office IT Equipment_Laptop Mac Book Pro Ecran	30/06/2016	1.717	-	-	(428)	(358)	(1.287)	428
2489	ESMD00551 PORTATIL HP S/N: 5CD6236QC9	13/01/2017	774	-	-	-	(374)	(428)	400
2490	ESMD00551 PORTATIL HP S/N: 5CD6236QD0	03/02/2017	774	-	-	-	(352)	(422)	422
2491	ESMD00551 PORTATIL HP S/N: 5CD6236QCH	03/02/2017	774	-	-	-	(352)	(422)	422
2492	ESMD00551 PORTATIL HP S/N: 5CD6236QCD	06/02/2017	774	-	-	-	(349)	(425)	425
2493	ESMD00551 PORTATIL HP S/N: 5CD6236QC7 + Pantalla	07/02/2017	872	-	-	-	(392)	(480)	480
2494	ET7AG04042019	07/02/2017	774	-	-	-	(348)	(428)	428
2495	ESMD00551 PORTATIL HP S/N: 5CD6236QCJ	08/02/2017	774	-	-	-	(347)	(428)	428
2496	ESMD00551 PORTATIL HP S/N: 5CD6236QCF	08/02/2017	774	-	-	-	(347)	(428)	428
2497	ESMD00551 PORTATIL HP S/N: 5CD6236QCV	08/02/2017	774	-	-	-	(347)	(428)	428
2498	ESMD00551 PORTATIL HP S/N: 5CD6236QCP +	10/02/2017	872	-	-	-	(388)	(484)	484
2499	ET7AG04047019	22/02/2017	872	-	-	-	(374)	(498)	498
2498	ESMD00551 PORTATIL HP S/N: 5CD6236QCW + Pantalla	06/03/2017	954	-	-	-	(393)	(561)	561
2499	ETA6G02721019	06/03/2017	954	-	-	-	(393)	(561)	561
2499	ESMD00730.2 PORTATIL HP S/N: 5CD7072Q9W +	06/03/2017	954	-	-	-	(393)	(561)	561

22/06/2018
M

Marta Salgado Bravo
Traductora
Intérprete jurada de inglés
Número 5188 MAEC

Inmo.	Descr.	Fecha compra		Valor Bruto		Amortización		VCN
		Inicial	Final	Alta	Bajas	Dotación	Bajas	
2500	pantalla ET7AG04052019							
2501	ESMD00730.2 PORTATIL HP SIN: 5CD7072QB1	06/03/2017		856	-	(353)	-	(353)
2502	ESMD00730.2 PORTATIL HP SIN: 5CD7072QB0	06/03/2017		856	-	(353)	-	(353)
2503	ESMD00730.2 PORTATIL HP SIN: 5CD7072QB9	06/03/2017		856	-	(353)	-	(353)
2504	ESMD00730.2 PORTATIL HP SIN: 5CD7072QB4 +	06/03/2017		856	-	(353)	-	(353)
2505	Pantalla ET7AG04053019							
2506	ESMD00730.2 PORTATIL HP SIN: 5CD7072QB5 +	06/03/2017		954	-	(393)	-	(393)
2507	ESMD00730.2 PORTATIL HP SIN: 5CD7072QB8	06/03/2017		856	-	(353)	-	(353)
2508	ESMD00730.2 PORTATIL HP SIN: 5CD7072QB3	16/03/2017		856	-	(341)	-	(341)
2509	ESMD00730.2 PORTATIL HP SIN: 5CD7072QB6	16/03/2017		856	-	(341)	-	(341)
2510	ESMD00730.2 PORTATIL HP SIN: 5CD7072QB5 +	28/03/2017		856	-	(327)	-	(327)
2511	ESMD00760.2 Pantalla_ETRAG02954019	03/04/2017		963	-	(360)	-	(360)
2512	ESMD00730.2 PORTATIL HP SIN: 5CD7072QB7	05/04/2017		856	-	(318)	-	(318)
2513	ESMD00730.2 PORTATIL HP SIN: 5CD7072QB2 +	06/04/2017		856	-	(317)	-	(317)
2514	ESMD00760.2 Pantalla_ETRAG02957019	18/04/2017		856	-	(303)	-	(303)
2515	ESMD00760.2 PORTATIL HP SIN: 5CD7141JQ0	25/04/2017		963	-	(331)	-	(331)
2516	ESMD00760.2 PORTATIL HP SIN: 5CD7141JQ1	25/04/2017		813	-	(279)	-	(279)
2517	ESMD00760.2 PORTATIL HP SIN: 5CD7141JQ2	25/04/2017		813	-	(279)	-	(279)
2518	ESMD00760.2 PORTATIL HP SIN: 5CD7141JQ3	25/04/2017		813	-	(279)	-	(279)
2519	ESMD00760.2 PORTATIL HP SIN: 5CD7141JQ4	25/04/2017		813	-	(278)	-	(278)
2520	ESMD00760.2 PORTATIL HP SIN: 5CD7141JQ5	26/04/2017		813	-	(278)	-	(278)
2521	ESMD00760.2 PORTATIL HP SIN: 5CD7141JQ6 +	26/04/2017		919	-	(315)	-	(315)
2522	ESMD00760.2 PORTATIL HP SIN: 5CD7141JQ7 +	27/04/2017		919	-	(314)	-	(314)
2523	ESMD00760.2 PORTATIL HP SIN: 5CD7141JQ8	08/05/2017		813	-	(265)	-	(265)
2524	ESMD00760.2 PORTATIL HP SIN: 5CD7141JQ9 +	08/05/2017		919	-	(300)	-	(300)
2525	ESMD00760.2 PORTATIL HP SIN: 5CD7141JQ0	10/05/2017		919	-	(300)	-	(300)
2526	ESMD00760.2 PORTATIL HP SIN: 5CD7141JQ1	10/05/2017		919	-	(281)	-	(281)
2527	ESMD00760.2 PORTATIL HP SIN: 5CD7141JQ2	10/05/2017		813	-	(263)	-	(263)
2528	ESMD00760.2 PORTATIL HP SIN: 5CD7141JQ3	16/05/2017		813	-	(256)	-	(256)
2529	ESMD00760.2 PORTATIL HP SIN: 5CD7141JQ4	16/05/2017		813	-	(256)	-	(256)
2530	ESMD00760.2 PORTATIL HP SIN: 5CD7141JQ5	16/05/2017		813	-	(256)	-	(256)
2531	ESMD00760.2 PORTATIL HP SIN: 5CD7141JQ6 +	16/05/2017		813	-	(256)	-	(256)
2532	ESMD00780.2 Pantalla_ETJBG02856019	22/05/2017		910	-	(279)	-	(279)
2533	ESMD00780.2 PORTATIL HP SIN: 5CD7141JQ7 +	22/05/2017		910	-	(279)	-	(279)
2534	ESMD00780.2 PORTATIL HP SIN: 5CD7141JQ8	22/05/2017		813	-	(249)	-	(249)
2535	ESMD00780.2 PORTATIL HP SIN: 5CD7141JQ9 +	23/05/2017		813	-	(248)	-	(248)
2536	ESMD00780.2 PORTATIL HP SIN: 5CD7141JQ0	23/05/2017		910	-	(278)	-	(278)
2537	ESMD00780.2 PORTATIL HP SIN: 5CD7141JQ1 +	23/05/2017		813	-	(248)	-	(248)
2538	ESMD00780.2 PORTATIL HP SIN: 5CD7141JQ2 +	24/05/2017		919	-	(296)	-	(296)
2539	ESMD00780.2 PORTATIL HP SIN: 5CD7141JQ3 +	24/05/2017		910	-	(277)	-	(277)
2540	ESMD00780.2 PORTATIL HP SIN: 5CD7141JQ4 +	25/05/2017		910	-	(276)	-	(276)
2541	ESMD00780.2 PORTATIL HP SIN: 5CD7141JQ5 +	25/05/2017		910	-	(276)	-	(276)
2542	ESMD00780.2 PORTATIL HP SIN: 5CD7141JQ6 +	25/05/2017		910	-	(276)	-	(276)
2543	ESMD00780.2 PORTATIL HP SIN: 5CD7141JQ7 +	01/06/2017		783	-	(229)	-	(229)

22/06/2018
3

Marta Salgado Bravo
Traductora
intérprete jurada de inglés
Número 5183 MAEC

Inmo.	Descr.	Fecha compra		Valor Bruto		Amortización		VCN	
		Inicial	Final	Alta	Bajas	Dotación	Bajas		Inicial
2538	ESMD00780.2_Pantalla_ETJBG02854019								
2539	ESMD00780.1_PORTATIL HP_5CD7194DX2	01/06/2017	685	685	-	(201)	-	(201)	484
2540	ESMD00780.1_PORTATIL HP_5CD7194DX6	01/06/2017	685	685	-	(201)	-	(201)	484
2541	ESMD00780.1_PORTATIL HP_5CD7194DX5	01/06/2017	685	685	-	(201)	-	(201)	484
2542	ESMD00780.1_PORTATIL HP_5CD7194DWS	01/06/2017	685	685	-	(201)	-	(201)	484
2543	ESMD00780.1_PORTATIL HP_5CD7194DWT	01/06/2017	685	685	-	(201)	-	(201)	484
2544	ESMD00780.1_PORTATIL HP_5CD7194DX3	01/06/2017	685	685	-	(201)	-	(201)	484
2544	ESMD00780.1_PORTATIL HP_5CD7194DWW +	01/06/2017	685	685	-	(201)	-	(201)	484
2545	ESMD00780.2_Pantalla_ETJBG02835019								
2546	ESMD00780.1_PORTATIL HP_5CD7194DWW	01/06/2017	783	783	-	(229)	-	(229)	553
2547	ESMD00780.1_PORTATIL HP_5CD7194DWW	01/06/2017	685	685	-	(201)	-	(201)	484
2548	ESMD00780.1_PORTATIL HP_5CD7194DWW	01/06/2017	685	685	-	(201)	-	(201)	484
2548	ESMD00778_PORTATIL HP I7_5CD7215JCZ	13/06/2017	1.036	1.036	-	(287)	-	(287)	749
2549	ESMD00778_PORTATIL HP I7_5CD7215JD0	13/06/2017	1.036	1.036	-	(287)	-	(287)	749
2550	ESMD00778_PORTATIL HP I7_5CD7215JCY	13/06/2017	1.036	1.036	-	(287)	-	(287)	749
2551	ESMD00780.1_PORTATIL HP_5CD7194DX0	14/06/2017	685	685	-	(189)	-	(189)	496
2552	ESMD00780.1_PORTATIL HP_5CD7194DX4	14/06/2017	685	685	-	(189)	-	(189)	496
2553	ESMD00815.1_Pantalla_ETJBG034990109								
2554	ESMD00780.1_PORTATIL HP_5CD7194DWW	29/06/2017	785	785	-	(200)	-	(200)	585
2555	OBRA ZAHMENHOFF 2017	29/06/2017	685	685	-	(175)	-	(175)	510
2556	EDITRAN. Software gestión: movimientos de bancos	31/03/2017	89.085	89.085	-	(22.454)	-	(22.454)	76.267
2557	ESMD00815.2_PORTATIL HP_5CD72552W6	02/11/2017	16.602	16.602	-	-	-	-	16.602
2558	ESMD00815.2_PORTATIL HP_5CD72552W6	12/09/2017	920	920	-	(140)	-	(140)	780
2559	ESMD00815.2_PORTATIL HP_5CD72552W0	11/07/2017	920	920	-	(219)	-	(219)	700
2560	ESMD00815.2_PORTATIL HP_5CD72552W7	13/07/2017	920	920	-	(217)	-	(217)	703
2561	ESMD00815.1_PORTATIL HP_5CD72552W8 +	13/07/2017	920	920	-	(217)	-	(217)	703
2562	ESMD00815.2_Pantalla_ETJBG03712019								
2562	ESMD00823_PORTATIL HP 440 - I7_5CD7282FK6	27/07/2017	1.020	1.020	-	(221)	-	(221)	799
2563	ESMD00815.1_PORTATIL HP_5CD72552W3 +	01/08/2017	1.003	1.003	-	(210)	-	(210)	793
2563	ESMD00815.2_Pantalla_ETJBG03710019								
2564	ESMD00815.1_PORTATIL HP_5CD72552W2	11/08/2017	1.020	1.020	-	(200)	-	(200)	820
2565	ESMD00815.1_PORTATIL HP_5CD72552VZ	17/08/2017	920	920	-	(173)	-	(173)	747
2566	ESMD00847_SURFACE_S/N: 068651572253 +	28/08/2017	920	920	-	(159)	-	(159)	761
2566	ESMD00855.2_Pantalla_ET8BG03529019								
2567	ESMD00815.1_PORTATIL HP_5CD72552W5 +	01/09/2017	1.774	1.774	-	(296)	-	(296)	1.477
2568	ESMD00855.2_Pantalla_ET8BG03518019								
2568	ESMD00815.1_PORTATIL HP 266 GB SSD - 8 GB - Con	11/09/2017	1.016	1.016	-	(156)	-	(156)	860
2569	extensión de garantía de 3 años								
2569	ESMD00866.3_Portatili HP 640_5CG7385LFT +	28/09/2017	920	920	-	(120)	-	(120)	800
2570	ESMD00866.3_Portatili HP 640_5CG7385LGM +	16/10/2017	1.220	1.220	-	(129)	-	(129)	1.091
2570	ESMD00866.3_Portatili HP 640_5CG7385LG7 +	16/10/2017	1.219	1.219	-	(129)	-	(129)	1.091
2571	Pantalla_ET39H04857019								
2571	ESMD00838_HP Probook 640 G3 I7 16GB	16/10/2017	1.219	1.219	-	(129)	-	(129)	1.091
2571	ESMD00871_HP Probook 640 G3 I7 16GB	16/10/2017	1.572	1.572	-	(166)	-	(166)	1.406
2572	512GB_5CG73950NB								
2573	ESMD00866.3_Portatili HP 640_5CG7385LJ4	16/10/2017	1.572	1.572	-	(166)	-	(166)	1.406
2574	ESMD00866.3_Portatili HP 640_5CG7385LRM	16/10/2017	1.123	1.123	-	(112)	-	(112)	1.011
2575	ESMD00866.3_Portatili HP 640_5CG7385LG3 +	30/10/2017	1.123	1.123	-	(97)	-	(97)	1.026
2575	Pantalla_ET8BG06175019								
2576	ESMD00866.1_Portatili HP 640_5CG72462CT	30/10/2017	1.220	1.220	-	(105)	-	(105)	1.115
2577	ESMD00866.1_Portatili HP 430_5CD7418VH9	31/10/2017	912	912	-	(77)	-	(77)	835
2577	ESMD00855_Portatili HP 430_5CD7418VH9	02/11/2017	897	897	-	(74)	-	(74)	823

22/06/2018
3

Marta Salgado Bravo
Traductora
Intérprete jurada de Inglés
Número 5183 MAEC

Inmo.	Descr.	Fecha compra	Valor Bruto		Amortización		VCN
			Alta	Bajas	Dotación	Bajas	
			Inicial	Final	Inicial	Final	
2578	ESMD00866.1_Portatili HP 640_5CG7363TRD + Pantalla_ET18BG06169019	02/11/2017	1.009	-	-	(83)	926
2579	ESMD00855_Portatili HP 430_5CD7418VH5	07/11/2017	897	-	-	(68)	829
2580	ESMD00866.1_Portatili HP 640_5CG7363LGZ	07/11/2017	912	-	-	(69)	844
2581	ESMD00866.1_Portatili HP 640_5CG7363TKN	07/11/2017	912	-	-	(69)	844
2582	ESMD00855_Portatili HP 430_5CD7418VGBZ	07/11/2017	897	-	-	(68)	829
2583	ESMD00866.1_Portatili HP 640_5CG72462GT	22/11/2017	912	-	-	(50)	862
2584	ESMD00866.1_Portatili HP 640_5CG72462J7	22/11/2017	912	-	-	(50)	862
2585	ESMD00855_Portatili HP 430_5CD7418VH4	28/11/2017	897	-	-	(42)	855
2586	ESMD00855_Portatili HP Probocro 430_5CD7418VH4	01/12/2017	897	-	-	(38)	859
2587	ESMD00855_Portatili HP 430_5CD7418VH6	01/12/2017	897	-	-	(38)	859
2588	ESMD00855_Portatili HP 430_5CD7418VH7	04/12/2017	897	-	-	(34)	863
2589	ESMD00855_Portatili HP 430_5CD7418VH2	14/12/2017	897	-	-	(22)	875
2593	ESMD00866.1_Portatili HP 640_5CG72462K5	29/12/2017	912	-	-	(4)	909
2594	ESMD00866.1_Portatili HP 640_5CG7363TNT	29/12/2017	912	-	-	(4)	909
2595	ESMD00866.1_Portatili HP 640_5CG7385LFZ +	29/12/2017	1.008	-	-	(4)	1.003
2596	ESMD00897_Pantalla_ET39H04890019	29/12/2017	912	-	-	(4)	909
2597	ESMD00866.1_Portatili HP 640_5CG72462W8	29/12/2017	912	-	-	(4)	909
2598	ESMD00900_Pantalla_ET39H04882019	29/12/2017	1.009	-	-	(4)	1.004
2599	ESMD00866.1_Portatili HP 640_5CG7363TMC	29/12/2017	912	-	-	(4)	909
2600	ESMD00897_Pantalla_ET39H04869019	29/12/2017	1.008	-	-	(4)	1.003
2602	ESMD00709_Ordenador_Fujitsu Espirimo	31/01/2017	1.240	-	-	(4)	1.003
	COB091474F:1302-33998 CAMIONETA DOBLE CABINAHILUXIDISTRIBUIDORA TOYOTA SAS		1.240	-	-	(569)	671
COAVE0075	860020058	14/08/2017	40.717	-	-	(3.393)	37.324
GTAVE0013	Amortissement AVE0013 Gustavo Molina y Compania Limitada NIT	31/10/2017	11.847	-	-	(935)	10.912
GTAVE0014	Amortizacion AVE0014 Advance Auto S.A. NIT 6446825-9	31/12/2017	14.264	-	-	(674)	13.590
MLALO0220	Amortissement ALO0220 ML/BT/016000/CFAO MOTORS Achat véhicule 4x2 Berline-Toyota COROLLA AB AUTO	30/11/2017	1.372	-	-	(680)	692
MLAVE0306	ALPHA BARRY	31/12/2017	7.165	-	-	(11)	7.154
MWALO0035	Amortization ALO0035 GEN-SET5.5 KVA, UNISTAR	31/12/2017	1.185	-	-	(188)	997
MWAOF0021	Amortization AOF0021 Laptop	31/12/2017	764	-	-	(318)	446
MWAOF0022	Amortization AOF0022 Laptop	31/07/2017	753	-	-	(314)	439
MWAOF0023	Amortization AOF0023 Laptop	31/12/2017	767	-	-	(320)	447
MWAOF0024	Amortization AOF0024 Laptop	31/07/2017	753	-	-	(314)	439
MWAOF0025	Amortization AOF0025 Laptop	31/12/2017	783	-	-	(326)	456
MWAOF0026	Amortization AOF0026 Laptop	31/07/2017	783	-	-	(326)	456
MWAOF0027	Amortization AOF0027 Laptop	31/12/2017	767	-	-	(320)	447
MWAOF0028	Amortization AOF0028 Laptop	31/07/2017	767	-	-	(320)	447
MWAOF0029	Amortization AOF0029 LAPTOP	31/12/2017	783	-	-	(326)	456
MWAOF0038	Amortizacion AOF0038 ESMD00866.1_Portatili HP 640_5CG7385LGQ 2670195	31/12/2017	912	-	-	(38)	874
NEALO0175	Amortissement ALO0175 LO-ENE-NE-NI-00898-011 ECH SARL	31/08/2017	11.295	-	-	(2.459)	8.836
NEALO0176	Amortissement ALO0176 LO-ENE-NE-NI-00898-012 ECH SARL	31/05/2017	12.199	-	-	(2.290)	9.909
NEALO0190	Amortissement ALO0190 LO-ENE-NE-NI-00938-3-015 ECH SARL	30/11/2017	13.368	-	-	(1.485)	11.883

22/06/2018
M

Marta Saigado Bravo
Traductora
Intérprete jurada de Inglés
Número 5188 MAEC

Inmó.	Descr.	Fecha compra		Valor Bruto		Amortización		VCN	
		Inicial	Final	Alta	Bajas	Dotación	Bajas		Inicial
NEAOF0174	Amortissement AOF0174 OF-OTH-NE-NI-00797A-6-016 ALPHATIC.COM	-	1.370	-	-	(477)	-	(477)	892
NEAOF0196	Amortissement AOF0196 OF-COP-NE-NI-00797A-12-01 ALPHATIC.COM	-	1.243	-	-	(207)	-	(207)	1.036
NEAOF0219	Amortissement AOF0219 PHOTOCOPIEUR CANON IR2520-WGM06032-NGUJINGMI-ALPHAT	-	2.812	-	-	(117)	-	(117)	2.695
NEAVE0191	Véhicule HZJ76 équipé de radio pr base Bouzajjima Automobile Niger	-	38.172	-	-	(3.181)	-	(3.181)	34.991
NEAVE0197	Amortissement AVE0197 VE-CAR-NE-NI-00881-015 CFAO NIGER	-	41.695	-	-	(3.475)	-	(3.475)	38.220
NEAVE0211	1 véhicule HZJ76 avec radio HFVHF pr Difa CFAO Motors Niger	-	40.551	-	-	(253)	-	(253)	40.298
NIAOF0007	Amortizacion AOF0007 Fac-24302 Impresora multifuncional B405 para ofici	-	618	-	-	(109)	-	(109)	510
NIAOF0008	Fac-035353 2 Laptop HP 17-X115 Core i7-7500U LAPTOP HP17-X115 Core i7-7500U 2.7GHz 1TB 8GB Fac-	-	1.450	-	-	(257)	-	(257)	1.193
PIAOF0060	Supply and delivery of Professional scanner Kodak Sabri for Computers and Comm. system	-	847	-	-	(281)	-	(281)	566
SM2590	ESMD00855_Portatil HP 430_5CD7418VH8	-	897	-	-	(23)	-	(23)	874
SM2591	Automatic depreciation 201712	-	897	-	-	(23)	-	(23)	874
SYALO0041	Amortization ALO0041 Ahmad and Fadi Saffar & Partners Power Generator 20 KVA for Hasakeh Office AISaeed	-	12.739	-	-	(3.185)	-	(3.185)	9.554
SYALO0068	Company	-	11.085	-	-	(965)	-	(965)	10.120
WAAVE0031	Amortissement AVE0031 IDA_WADK_OPE_004_00200	-	41.234	-	-	(9.521)	-	(9.521)	31.719
GEA1000	Toyota Fortuner 2017 OB81600	-	23.759	-	-	(993)	-	(993)	22.767
GEA1001	Toyota Fortuner 2017 OB81700	-	23.759	-	-	(993)	-	(993)	22.767
		1.896.408	567.827	53.578	2.409.657	(1.415.615)	(279.577)	(1.649.224)	750.433

[Translator's note: The client gave express instructions to translate only the title of the above table, not its contents.]

22/06/2018

7

Marta Salgado Bravo
Traductora
Intérprete jurada de inglés
Número 5188 MAEC

FUNDACIÓN ACCIÓN CONTRA EL HAMBRE

Management Report for financial year 2017

INCOME OF THE ORGANISATION FROM NON-PROFIT ACTIVITY AND RESULTS

The Foundation's income in 2017 came to 104,747 euros, increased by 19% compared to the previous year (87,862 euros). All the Foundation's activities have experienced growth compared to the previous year. In addition to the volume mentioned, a further 711,000 USD (27,125,000 USD in 2015) of aid was sent by the Foundation to beneficiaries in partnership with the World Food Programme (WFP). The significant year-on-year decrease in this volume is due to the fact that since 2017 the WFP has chosen to work on its cash distribution programmes with local entities. The remaining volume in 2017 of approximately half a million euros is cash for work programmes.

The surplus amounts to 955,000 euros (653,000 in 2016). The operating margin without exchange rate differences and provisions was 2,163,000 euros (1,591,000 in 2016). The year has been marked by an increase in provisions for risks (+695,000 euros on the income statement), in the main relating to possible refunds to donors. Likewise, a financial cost of 513,000 euros has been recognised, mainly relating to exchange rate variations. We recognised income of 233,000 euros in the previous year. It is proposed to allocate the surplus to voluntary reserves, pending approval, if applicable, by the Board.

EXPANSION AND INVESTMENTS

Fundación Acción Contra el Hambre was established as a private non-profit, nationwide foundation on 28 February 1995. Total investments made in 2017 amounted to approximately 565 thousand euros. Net equity at 31 December 2017 stands at 28,656 euros (27,702 euros in 2016), working capital at 16,390 euros (19,163 euros in 2016) and provisions at 4,795 euros (4,685 euros in 2016).

As of 31 December 2017, the workforce amounts to 1,700 employees, a figure similar to that of the previous year.

Given the activity in which the Foundation engages, it has no liabilities, expenses, assets or provisions and contingencies of an environmental nature that could be significant in relation to its net worth, its financial position and its results.

ACTIVITIES REGARDING RESEARCH AND DEVELOPMENT

The Foundation carries out research and development activities related to the sectors in which it operates, these being nutrition, food safety, health, water/sanitation and the promotion of social action.

22/06/2018

M



TREASURY SHARES

Given the purpose of the Foundation and its non-profit nature, it has no corporate capital or, consequently, shares or any other instrument representing its assets. Pursuant to Article 202 of the consolidated text of the Spanish Corporations Law, and considering the contents of chapter 11, section 4 of that text, it is hereby stated that the Foundation does not possess, and has never traded with, treasury shares.

FORESEEABLE EVOLUTION OF THE FOUNDATION

The Foundation carries out humanitarian aid programmes in the food safety, nutrition, water/sanitation and health sectors.

Since 2012, and as a result of the merger, the Foundation also carries out entrepreneurship programmes for people at risk of social exclusion, as well as programmes for promotion, advice and technical assistance in the field of social action, mainly in Spain.

The consolidated amount of beneficiaries of the projects carried out by the Foundation in 2017 stands at 6.008 people (6.113 in 2016).

MAIN RISKS AND UNCERTAINTIES FACING THE FOUNDATION

The Foundation obtains its financing mainly from European and international institutional and private donors, and so the main uncertainty facing the organisation is the future evolution of the economy in general, and also future contributions from the various funding agencies. In note 20, information is listed regarding the nature and risk level arising from financial instruments.

EVENTS OCCURRING AFTER YEAR-END

Nothing to report, see Note 23.

22/06/2018

7

Marta Salgado Bravo
Traductora
Intérprete jurada de inglés
Número 5188 MAEC

Annex to Management Report



World Food Programme
Programme Alimentaire Mondial
Programme Mondial de Aliments
برنامج الأغذية العالمي

SAVING
LIVES
CHANGING
LIVES

May 5th, 2018

To: Action Contre La Faim (ACF)

Subject: Transferred and redeemed E-card value in ACF operational locations

Period of Coverage: 2017

This letter is to confirm the value of funds transferred to the caseload covered by ACF during the implementation of the FLA No. 4600032692/LB/ACF/2017 for Livelihoods activities, under PRRO 200957.

Livelihoods (FFA & FFT)	Amount in USD	
	ACF South Lebanon	ACF Bekaa
Aug-17	-	130.00
Sep-17	27,846.00	11,648.00
Oct-17	41,496.00	97,214.00
Nov-17	50,261.00	91,780.50
Dec-17	132,737.50	252,475.00
Total Amount CBT Transfer	257,340.50	453,247.50

Prepared By

Christele Sebrini
Business Support Assistant -
Monitoring & Evaluation

Endorsed By

Rawad Assaad

Finance Officer

Approved By

Raquel Moreno

Head of Programme

92/08/2018
3

Marta Salgado Bravo
Traductora
Intérprete jurada de inglés
Número 5188 MAEC



World Food Programme
Programme Alimentaire Mondial
Programma Mundial de Alimentos
مكتب الامانة العالمية

SAVING
LIVES
CHANGING
LIVES

May 5th, 2018

To: Action Contre La Faim (ACF)

Subject: Transferred and redeemed E-card value in ACF operational locations

Period of Coverage: 2017

This letter is to confirm the value of funds transferred to the caseload covered by ACF during the implementation of the FLA No. 4600032692/LB/ACF/2017 for Livelihoods activities, under PRRO 200987.

Livelihoods (FFA & FFT)	Amount in USD	
	ACF South Lebanon	ACF Bekaa
Aug-17	-	130.00
Sep-17	27,846.00	11,648.00
Oct-17	41,496.00	97,214.00
Nov-17	50,261.00	91,780.50
Dec-17	137,737.50	252,475.00
Total Amount CBT Transfer	257,340.50	453,247.50

Prepared By

Christele Selarini
Business Support Assistant -
Monitoring & Evaluation

Endorsed By

Rawad Asaad

Finance Officer

Approved By

Raquel Moreno

Head of Programme

27/06/2018 / M
Marta Salgado Bravo
Traductora
Intérprete jurada de inglés
Número 5188 MAEC

These Annual Accounts and the Management Report of Fundación Acción Contra el Hambre, for the financial year that ended on 31 December 2017, were prepared by the Foundation's Annual Accounts Preparation Committee on 30 March 2018.

[Illegible signature]

Oliver Longué
CEO

[Illegible signature]

Mathias Horcher
CFO

[Illegible signature]

Vincent Stehli
COO

22/06/2018/4
Marta Galindo Bravo
Traductora
Instituto español de traducción
Número 5188 MAEG

These Annual Accounts and the Management Report of Fundación Acción Contra el Hambre, for the financial year that ended on 31 December 2017, were approved by the Board of Trustees on 13 June 2018.

<i>[Illegible signature]</i>	<i>[Illegible signature]</i>	<i>[Illegible signature]</i>
José Luis Leal Maldonado Chairman	Emilio Aragón Álvarez Deputy Chairman	Luis Escauriaza Ibáñez Member
<i>[Illegible signature]</i>	<i>[Illegible signature]</i>	<i>[Illegible signature]</i>
Francisco Javier Ruiz Paredes Secretary and Member	Carmen Posadas Mañe Member	Crisanto Plaza Bayón Member
<i>[Illegible signature]</i>	<i>[Illegible signature]</i>	<i>[Illegible signature]</i>
Salvador Bangueses Bangueses Member	María Jaraiz Saliquet Member	Carlos Mira Martín Member

22/06/2018
M

Marta Salgado Bravo
Traductora
Intérprete jurada de inglés
Número 5188 MAEC

Doña Marta Salgado Bravo, Traductora/Intérprete Jurada de inglés nombrada por el Ministerio de Asuntos Exteriores y Cooperación, certifica que la que antecede es traducción fiel y completa al inglés de un documento redactado en español.

En Madrid, a 22 de junio de 2018.

Ms. Marta Salgado Bravo, Sworn Translator and Interpreter of English, hereby certifies that the preceding translation is a true and complete translation into Spanish of a document drafted in English.

Signed in Madrid on June 22, 2018.

